

# The Journal of Laryngology and Otology

EDITED BY  
G. H. BATEMAN

ASSISTANT EDITOR  
LIONEL TAYLOR

## Contents

|  |   |
|--|---|
| <p>GLOTTIC CANCER OF THE LARYNX 1947-1956 . . .</p>  | <p>H. J. SHAW ✓</p>                         |
| <p>LARYNGEAL CYSTS OF DEVELOPMENTAL ORIGIN . . .</p>   | <p>J. N. S. TAYLOR ✓</p>                    |
| <p>THE MODIFIED RÉTHI APPROACH TO THE NASAL SKELETON . . . . .</p>   | <p>M. SPENCER HARRISON ✓</p>                |
| <p>REMOVAL OF INTRA MURAL FOREIGN BODY FROM OESOPHAGUS USING ROPER-HALL FOREIGN BODY LOCATOR . . . . .</p> | <p>R. GIBSON ✓</p>                          |
| <p>OTOGENIC MENINGITIS . . . . .</p>   | <p>W. J. NEWLANDS ✓</p>                     |
| <p>EOSINOPHILIC GRANULOMA WITH A REPORT OF SEVEN CASES . . . . .</p>                                       | <p>LEWIS LABIB SAMY ✓</p>                   |
| <p>CLINICAL RECORDS—</p>   |   |
| <p>A CASE OF LARYNGEAL AND BRONCHIAL STENOSIS . . . . .</p>  | <p>BEN COHEN ✓</p>                          |
| <p>A CASE RECORD OF EOSINOPHILIC GRANULOMA AND ITS PATHOLOGY . . . . .</p>                                 | <p>P. B. RAO ✓</p>                          |
| <p>AIRWAY OBSTRUCTION DUE TO PLASTIC MATERIAL CHONDROSARCOMA OF THE NOSE . . . . .</p>                     | <p>M. D. LEE ✓</p>                          |
| <p>ACUTE LYMPHOCYTIC LEUKAEMIA PRESENTING AS UNILATERAL CONDUCTIVE DEAFNESS . . . . .</p>                  | <p>A. J. COYAS ✓</p>                        |
| <p>A DENTIGEROUS CYST WITH ANTRO-ORAL FISTULA . . . . .</p>  | <p>ALISTAIR T. STEWART</p> <p>M. SETIYA</p> |
| <p>GENERAL NOTES</p>   |   |

London

Headley Brothers

109 Kingsway WC2

# The Journal of Laryngology and Otology

(FOUNDED in 1887 by MORELL MACKENZIE and NORRIS WOLFENDEN)

EDITED BY

G. H. BATEMAN

ASSISTANT EDITOR

LIONEL TAYLOR

1. Original articles which have not been published elsewhere are invited and should be sent to the Editor. They are considered for publication on the understanding that they are contributed to this *Journal* solely. Reproduction elsewhere, in whole or in part, is not permitted without the previous written consent of the Author and Editor and the customary acknowledgement must be made.

2. Manuscripts should be typewritten, on one side only of the paper, and well spaced. Captions to illustrations should be typed on a separate sheet and sent at the same time as original photographs, etc.

The Harvard system of recording references should be used, e.g. GREEN, C., and BROWN, D. (1951) *J. Laryng.*, 65, 33. Abbreviations of Journals should follow the style recommended in *World Medical Periodicals*, published by World Health Organization, 1952.

It is most important that authors should verify *personally* the accuracy of every reference before submitting a paper for publication.

3. Galley proofs and engraver's proofs of illustrations are sent to the author. Corrections, which should be kept to a minimum, must be clearly marked, and no extra matter added. Proofs should be returned within 5 days.

4. Illustration blocks are provided free up to the limit of £10 per article; beyond this authors are expected to pay half the cost. Coloured illustrations will be charged in full to authors.

Blocks will normally be held by the Printers for three years after which they will be destroyed. Any author who has borne a part of the cost of his blocks is entitled to have these returned to him, but a request for this must be sent within three years of the appearance of the article, to HEADLEY BROTHERS, 109 Kingsway, London, WC2.

5. Orders for reprints must be sent when returning galley proofs, and for this purpose special forms are supplied.

6. Authors of original communications on Oto-Laryngology in other journals are invited to send a copy, or two reprints, to the *Journal of Laryngology*. If they are willing, at the same time, to submit their own abstract (in English, French, Italian, or German) it will be welcomed.

7. Editorial communications may be addressed to THE EDITOR, *Journal of Laryngology*, c/o HEADLEY BROTHERS, 109 Kingsway, London, WC2.

8. The annual subscription is five guineas sterling (U.S.A. \$15) post free, and payable in advance.

9. Single copies will be on sale at 12s. 6d. each; copies of parts up to Vol. LXIII which are available may be purchased at 7s. 6d. each.

10. All subscriptions, advertising and business communications should be sent to the publishers, HEADLEY BROTHERS, 109 KINGSWAY, LONDON, WC2.

## United States of America

Orders for this *Journal* may be sent through local bookseller, or to STECHERT-HAFNER, INC., 31-33 East 10th Street, New York, or direct to the publishers, HEADLEY BROTHERS, 109 KINGSWAY, LONDON, WC2, England.

© *Journal of Laryngology and Otology*, 1965

# CONTENTS

|  | PAGE |
|--|------|
| GLOTTIC CANCER OF THE LARYNX 1947-1956. H. J. Shaw (London)  | I    |
| LARYNGEAL CYSTS OF DEVELOPMENTAL ORIGIN. J. N. S. Taylor (Bulawayo)  | 15   |
| THE MODIFIED RÉTHI APPROACH TO THE NASAL SKELETON. M. Spencer Harrison (Lincoln)                               | 19   |
| REMOVAL OF INTRA MURAL FOREIGN BODY FROM OESOPHAGUS USING ROPER-HALL FOREIGN BODY LOCATOR. R. Gibson (Belfast) | 23   |
| OTOGENIC MENINGITIS. W. J. Newlands (Edinburgh)  | 28   |
| EOSINOPHILIC GRANULOMA WITH A REPORT OF SEVEN CASES. Lewis Labib Samy (Cairo)                                  | 42   |
| CLINICAL RECORDS—  |      |
| A CASE OF LARYNGEAL AND BRONCHIAL STENOSIS. Ben Cohen (London)   | 56   |
| A CASE RECORD OF EOSINOPHILIC GRANULOMA AND ITS PATHOLOGY. P. B. Rao (New Delhi)                               | 62   |
| AIRWAY OBSTRUCTION DUE TO PLASTIC MATERIAL. M. D. Lee (London)   | 66   |
| CHONDROSARCOMA OF THE NOSE. A. J. Coyas (Athens, Greece)   | 69   |
| ACUTE LYMPHOCYTTIC LEUKAEMIA PRESENTING AS UNILATERAL CONDUCTIVE DEAFNESS. Alistair T. Stewart (Carlisle)      | 73   |
| A DENTIGEROUS CYST WITH ANTRO-ORAL FISTULA. M. Setiya (London)   | 75   |
| GENERAL NOTES  | 80   |

## THE LARYNGOSCOPE

A Monthly Journal  
devoted to the disease of  
**EAR, NOSE AND THROAT**

*Official organ for the American Laryngological  
Rhinological and Otological Society*

Price \$16.00 per year      Canada \$16.75 per year  
Foreign \$17.00 per year

ESTABLISHED 1896

THEODORE E. WALSH, M.D.  
EDITOR

517 SOUTH EUCLID AVENUE  
SAINT LOUIS MO. 63110.

## **NEW, UNIQUE AND IMPORTANT**

For the very first time a fully automatic unit is being made available for a CLINIC Audiometer, making the combined units into a true BEKESY Audiometer.

This automatic accessory is being made for the PETERS SPD/5 CLINIC AUDIOMETER, which has a continuous frequency range and continuously variable attenuation. The result is therefore a true Bekesy audiometer.

It can be attached to or detached from the audiometer in under one minute so that the two units together offer the facilities of an advanced clinic audiometer or Bekesy audiometry at will.

It can be fitted to any existing SPD/5 Audiometer.

Please send for details to:—

**ALFRED PETERS & SONS LIMITED,**  
**51 Gell Street, Sheffield 3**

Please mention *The Journal of Laryngology and Otology* when replying to advertisements

# PENBRITIN

brings new hope to the Chronic Bronchitic

Three effective dosage schemes can now be considered for bronchitic patients

**1 Routine Dosage**

Doses of 250mg. q.i.d. of Penbritin or other broad spectrum antibiotics will usually suppress *H. influenzae*, the most pathogenic organism in Chronic Bronchitis, with consequent relief of exacerbations. In the majority of cases, this method, repeated whenever an exacerbation occurs, is all that is required to keep the patient ambulant.

**2 Prophylaxis**

When continuous daily treatment is considered desirable, one capsule (250mg.) is recommended every twelve hours.

**3 High Dosage Therapy\***

This technique offers great promise in the treatment of winter-long purulent cases, particularly those which fail to respond to other antibiotic regimens<sup>2</sup> or who have previously required continuous antibiotic cover<sup>1</sup>.

Moreover, many of the patients remained free from exacerbations for long periods after treatment was stopped. These high doses have been given without side-effects<sup>1,2</sup>.

A likely explanation for these clinical results is that a concentration of Penbritin bactericidal to *H. influenzae* has been attained in the sputum<sup>1,2,3</sup>, and estimations of sputum level of the antibiotic give support to this probability<sup>1</sup>. A bactericidal concentration of the tetracyclines is unattainable in any practical dosage<sup>1</sup>. One of the authors<sup>1</sup> commented: 'Such a response to other antibiotics is, in our experience, extremely rare in patients of the type taking part in this trial.'

\*1G q.i.d. for one week, repeating the course if necessary.

1 Lancet. (1964), 2,445  
 2 Thorax. (1964), 19,298  
 3 Lancet. (1964), 2,444

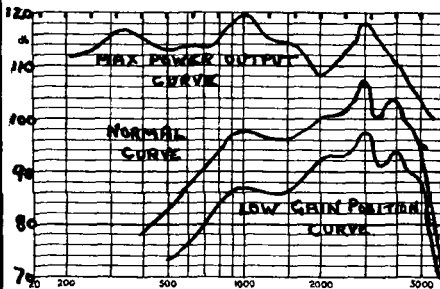
Penbritin (Ampicillin) is a product of **British** research at **Beecham Research Laboratories** Brentford, England. Telephone: ISLeworth 4111



Please mention *The Journal of Laryngology and Otology* when replying to advertisements

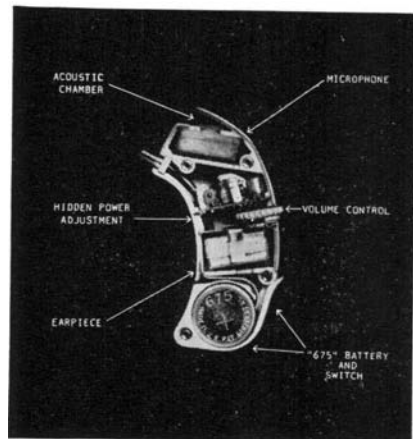
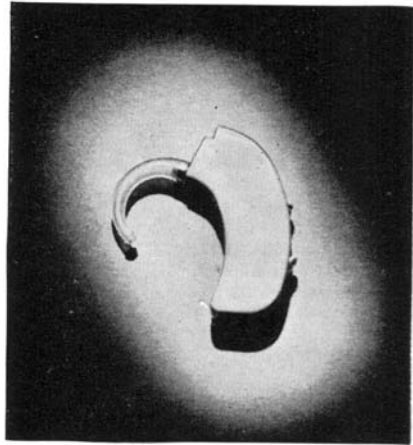
# In cases of PERCEPTIVE DEAFNESS whenever a Hearing Aid is indicated let your patients test the MULTITONE PERCEPTOR

A New small Post-Aural Aid of British design and manufacture. The unique Multitone method of mounting the microphone at the top of the unit in an acoustic chamber facing *forward* produces direct **FRONTAL RECEPTION** of astonishingly wide frequency response.



Frequency Response 500 - 5000 cps. Maximum Amplification (at 3000 cps) 46 dB. Maximum power output (1000 cps) 120 dB.

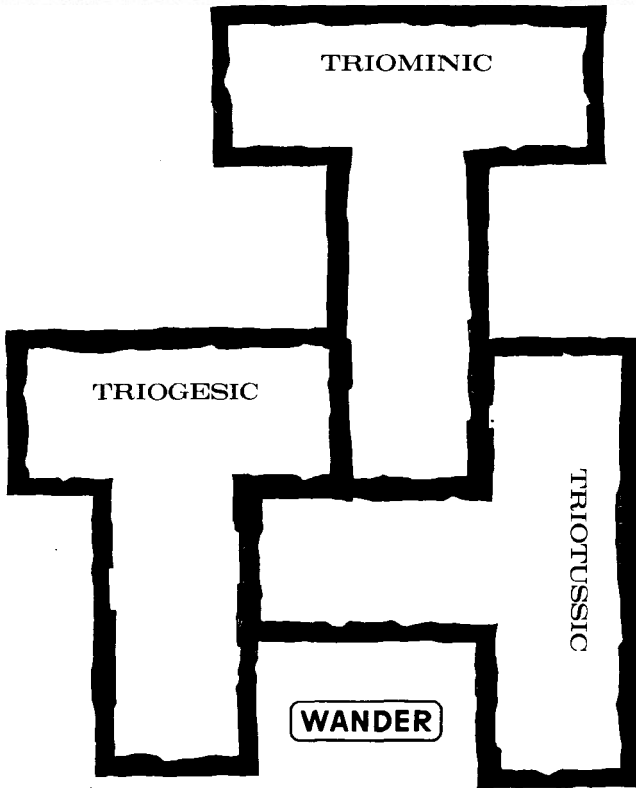
Arrangements can be made for your patients to test the Perceptor without charge or obligation. For information please contact



MULTITONE ELECTRIC CO LTD · 12-20 UNDERWOOD STREET  
LONDON N1 · TELEPHONE: CLERKENWELL 8022

Please mention *The Journal of Laryngology and Otology* when replying to advertisements

CBC 62



**Triominic**  
for oral relief of  
rhinorrhoea and  
nasal congestion

Formula per  
Timed-Release Tablet  
Phenylpropanolamine-HCl 50 mg.  
Mepyramine maleate B.P. 25 mg.  
Pheniramine maleate 25 mg.  
S2. Part 1

Formula per 4 ml. Syrup  
Phenylpropanolamine-HCl 12.5 mg.  
Mepyramine maleate B.P. 6.25 mg.  
Pheniramine maleate 6.25 mg.  
[1 teaspoonful (4 ml.) = ½ Tablet]  
S2. Part 1

**Triotussic**  
for colds  
complicated  
by cough

Formula per  
Timed-Release Tablet  
'Triominic' 25 mg.  
Noscapine 20 mg.  
Terpin hydrate B.P.C. 90 mg.  
Paracetamol B.P. 160 mg.  
S2. Part 1

Formula per 4 ml. Suspension  
'Triominic' 25 mg.  
Noscapine 20 mg.  
Terpin hydrate B.P.C. 90 mg.  
Paracetamol B.P. 160 mg.  
[1 teaspoonful (4 ml.) = 1 Tablet]  
S2. Part 1

**Triogesic**  
for relief of  
painful sinus and  
aural congestion

Formula per Tablet  
'Triominic' 25 mg.  
Paracetamol B.P. 500 mg.  
S2. Part 1

Formula per 4 ml. Suspension  
'Triominic' 12.5 mg.  
Paracetamol B.P. 250 mg.  
[1 teaspoonful (4 ml.) = ½ Tablet]  
S2. Part 1

*Literature and samples gladly sent on request*

M431A

**A WANDER LIMITED**, 49 UPPER GROSVENOR ST., LONDON W 1

Please mention *The Journal of Laryngology and Otology* when replying to advertisements

When  
the patient  
needs a  
hearing aid—  
**whom do  
you recommend?**

**INGRAMS, of course,**  
the firm with the different makes  
to choose from.

**INGRAMS, 2 Shepherd Street, London, W.1**

---

*Please mention *The Journal of Laryngology and Otology* when replying to advertisements*





Staphylococci

cannot live with



Orbenin

Orbenin is recommended for the immediate treatment of all Hospital Staphylococcal infections

Orbenin, an oral penicillin stable to penicillinase, is bactericidal to resistant and sensitive staphylococci



Orbenin (regd.) (cloxacillin sodium) is a product of British research at  
**Beecham Research Laboratories**

---

Please mention *The Journal of Laryngology and Otology* when replying to advertisements

“The discovery of a...harmless means of effectively reducing the viscosity of sputum... would be a considerable advance in the management of patients with a variety of chest diseases...”

(Editorial, Brit. med. J., i:930, 1962)

# airbron

20 PER CENT ACETYLCYSTEINE SOLUTION

TRADE MARK

## the **first** mucodissolvent

- supersedes enzymes and detergents*
- produces true chemical lysis on contact*
- liquefies both mucoid and purulent secretions*
- successfully used in a wide range of conditions*



THE BRITISH DRUG HOUSES LTD. LONDON N.1.

Please mention *The Journal of Laryngology and Otology* when replying to advertisements

**“N-acetyl-L-cysteine has proved to be the most effective agent to date for the liquefaction of mucoid and purulent secretions, apparently regardless of their character or origin.”**

(*J. thorac. cardiovas. Surg.*, 44:330, 1962)

#### UNIQUE MODE OF ACTION

The active constituent of AIRBRON is acetylcysteine, a derivative of the naturally occurring amino acid, L-cysteine. It acts by opening up the disulphide bonds present in mucus, dramatically reducing the viscosity.

#### COMPARISON WITH EARLIER AGENTS

*In vitro* measurement of sputum viscosity, comparing AIRBRON with an enzyme, saline solution and detergent, have been made. These show that AIRBRON produces both a more pronounced and a more prolonged reduction of sputum viscosity than these other agents.<sup>2</sup>

#### USE IN TRACHEOSTOMY CARE

According to one investigator<sup>3</sup>, the advantages of using acetylcysteine in tracheostomy care are that:

- \* Plugging of tracheostomies by secretions is avoided
- \* Traumatic bronchitis due to very frequent and vigorous suction is avoided
- \* The need for bronchoscopies to remove secretions is obviated
- \* Secondary pulmonary infections are avoided

In addition to tracheostomy care, AIRBRON may well have many other uses in laryngology and otology.

AIRBRON may be given by nebulization or by direct instillation into the tracheo-bronchial tree. It is supplied in ampoules of 10 and 30 ml., each in boxes of 3.

#### REFERENCES

1. Ann. N.Y. Acad. Sci., 106:298, 1963
2. Paper read at the meeting of the American Medical Association, Chicago, June 1962
3. *J. thorac. cardiovas. Surg.*, 44:330, 1962
4. *Amer. Rev. resp. Dis.*, 90:111, 1964
5. *Dis. Chest*, 46:66, 1964
6. *J. Pediat.*, 62:31, 1963
7. *Sth. med. J.*, 56:1271, 1963
8. *Amer. Rev. resp. Dis.*, 87:775, 1963
9. *Amer. Rev. resp. Dis.*, 89:284, 1964

Full literature and file card available on request

403 B 3345

Please mention *The Journal of Laryngology and Otology* when replying to advertisements

# House-Urban equipment for all Zeiss operating microscopes

Observation tubes  
with upright image

35mm camera unit with  
automatic film wind-over and  
operated by either a hand  
or foot pedal switch

Cine-photography with normal  
binocular viewing

Closed circuit television



Sole UK agents

Degenhardt & Co Ltd  
Carl Zeiss House  
20/22 Mortimer Street  
London W1  
Langham 6097 (9 lines)

Scottish enquiries to

Degenhardt & Co  
(Scotland) Ltd  
22 Burnbank Gardens  
Glasgow NW  
Douglas 0520

**D**egenhardt

Please mention *The Journal of Laryngology and Otology* when replying to advertisements

**ONLY AMPLIVOX**  
 provides a  
 complete audiometric service!



**Transistor Audiometers**

for the school screening service, ward use, etc.

**Speech Audiometry Equipment**

via records and tape, including new attachment for use with tape recorders.



**Industrial Audiometry  
 Speech Training Equipment  
 Loop Amplifiers, etc., etc.**




**Clinical Audiometers**

with narrow band masking for the highest accuracy and extended resolution.

**Audiometer Booths**

for ideal testing conditions in Hospitals, Clinics, Factories. Standard and special sizes available.



**PLUS** An efficient and speedy **calibration service**

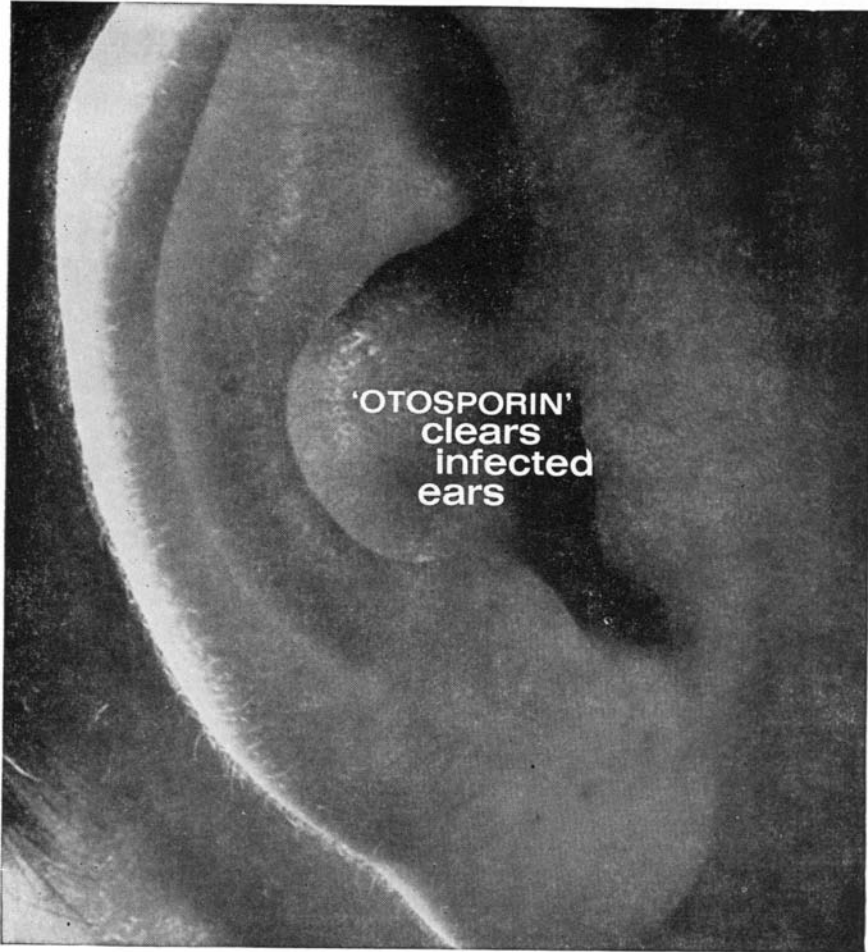
*Please write for technical literature covering your needs*

**AMPLIVOX LTD**

Medical Acoustic Division

80 New Bond Street London, W1 Tel: HYDe Park 9888

Please mention *The Journal of Laryngology and Otology* when replying to advertisements



# 'OTOSPORIN'

The modern method of treatment in otitis externa, chronic suppurative otitis media, and infected mastoid cavities, is 'Otosporin' Drops. 'Otosporin' is an aqueous suspension containing neomycin and polymyxin B which are together effective against practically all the bacteria found in ear infections. In addition, it contains hydrocortisone to reduce inflammation and swelling, thereby providing easier access for the antibiotics.

**'OTOSPORIN'** BRAND Drops ISSUED IN BOTTLES OF 5 ml.



BURROUGHS WELLCOME & CO. (THE WELLCOME FOUNDATION LTD.) LONDON

Please mention *The Journal of Laryngology and Otology* when replying to advertisements