

# The Journal of Laryngology and Otology

EDITED BY  
G. H. BATEMAN

ASSISTANT EDITOR  
LIONEL TAYLOR

## Contents

ON THE ÆTIOLGY OF PRE-EPIDERMOSIS WITH SPECIAL REFERENCE TO THE ROLE OF EXUDATIVE OTITIS MEDIA . . . . .	H. ZALIN ✓
A SIMPLE PROGNOSTIC TEST IN FACIAL PALSY . . . . .	E. D. R. CAMPBELL ✓
ACOUSTIC TRAUMA—SOME INVESTIGATIONS CONCERNING INDUSTRIAL NOISE . . . . .	DENIS L. CHADWICK ✓
ELECTRODERMAL ASSESSMENT OF AUDITORY THRESHOLD . . . . .	RALPH D. STRIDE
AN INSTRUMENT FOR DETECTING GALVANIC SKIN RESPONSE TO ACOUSTIC STIMULI . . . . .	ELIZABETH C. KNOX and JOHN L. HOLDEN
TYMPANOMYOPLASTY—FURTHER EXPERIENCE IN THE USE OF PEDICLED TEMPORAL MUSCLE FLAPS . . . . .	I. B. THORBURN ✓
ADVANCED CANCER OF THE HEAD AND NECK . . . . .	D. F. N. HARRISON
CLINICAL RECORDS—	
TEMPORAL FASCIA AND MEATAL SKIN CLOSURE OF TYMPANIC DEFECT FOLLOWED BY STAPEDECTOMY . . . . .	A. A. HOOPER ✓
THE DISLOCATED INCUS . . . . .	D. M. ANKLESARIA ✓
SOCIETIES' PROCEEDINGS—	
ROYAL SOCIETY OF MEDICINE—SECTION OF OTOLGY	
GENERAL NOTES	

London  
Headley Brothers

109 Kingsway WC2

# The Journal of Laryngology and Otology

(FOUNDED in 1887 by MORELL MACKENZIE and NORRIS WOLFENDEN)

EDITED BY

G. H. BATEMAN

ASSISTANT EDITOR

LIONEL TAYLOR

1. Original articles which have not been published elsewhere are invited and should be sent to the Editor. They are considered for publication on the understanding that they are contributed to this *Journal* solely. Reproduction elsewhere, in whole or in part, is not permitted without the previous written consent of the Author and Editor and the customary acknowledgement must be made.

2. Manuscripts should be typewritten, on one side only of the paper, and well spaced. Captions to illustrations should be typed on a separate sheet and sent at the same time as original photographs, etc.

The Harvard system of recording references should be used, e.g. GREEN, C., and BROWN, D. (1951) *J. Laryng.*, 65, 33. Abbreviations of Journals should follow the style recommended in *World Medical Periodicals*, published by World Health Organization, 1952.

It is most important that authors should verify *personally* the accuracy of every reference before submitting a paper for publication.

3. Galley proofs and engraver's proofs of illustrations are sent to the author. Corrections, which should be kept to a minimum, must be clearly marked, and no extra matter added. Proofs should be returned within 5 days.

4. Illustration blocks are provided free up to the limit of £10 per article; beyond this authors are expected to pay half the cost. Coloured illustrations will be charged in full to authors.

Blocks will normally be held by the Printers for three years after which they will be destroyed. Any author who has borne a part of the cost of his blocks is entitled to have these returned to him, but a request for this must be sent within three years of the appearance of the article, to HEADLEY BROTHERS, 109 Kingsway, London, WC2.

5. Orders for reprints must be sent when returning galley proofs, and for this purpose special forms are supplied.

6. Authors of original communications on Oto-Laryngology in other journals are invited to send a copy, or two reprints, to the *Journal of Laryngology*. If they are willing, at the same time, to submit their own abstract (in English, French, Italian, or German) it will be welcomed.

7. Editorial communications may be addressed to THE EDITOR, *Journal of Laryngology*, c/o HEADLEY BROTHERS, 109 Kingsway, London, WC2.

8. The annual subscription is four guineas sterling (U.S.A. \$13) post free, and is payable in advance.

9. Single copies will be on sale at 10s. od. each; copies of parts up to Vol. LXIII which are available may be purchased at 7s. 6d. each.

10. All subscriptions, advertising and business communications should be sent to the publishers, HEADLEY BROTHERS, 109 KINGSWAY, LONDON, WC2.

## United States of America

Orders for this *Journal* may be sent through local bookseller, or to STECHERT-HAFNER, INC., 31-33 East 10th Street, New York, or direct to the publishers, HEADLEY BROTHERS, 109 KINGSWAY, LONDON, WC2, England.

© *Journal of Laryngology and Otology*, 1963

Please mention *The Journal of Laryngology and Otology* when replying to advertisements

# CONTENTS

	PAGE
ON THE ÆTIOLGY OF PRE-EPIDERMOSIS WITH SPECIAL REFERENCE TO THE ROLE OF EXUDATIVE OTITIS MEDIA. H. Zalin (Liverpool) . . . . .	453
A SIMPLE PROGNOSTIC TEST IN FACIAL PALSY. E. D. R. Campbell (London) . . . . .	462
ACOUSTIC TRAUMA—SOME INVESTIGATIONS CONCERNING INDUSTRIAL NOISE. Denis L. Chadwick (Manchester) . . . . .	467
ELECTRODERMAL ASSESSMENT OF AUDITORY THRESHOLD. Ralph D. Stride (Manchester) . . . . .	480
AN INSTRUMENT FOR DETECTING GALVANIC SKIN RESPONSE TO ACOUSTIC STIMULI. Elizabeth C. Knox and John L. Holden (Glasgow) . . . . .	497
TYMPANOMYOPLASTY—FURTHER EXPERIENCE IN THE USE OF PEDICLED TEMPORAL MUSCLE FLAPS. I. B. Thorburn (Blackpool) . . . . .	501
ADVANCED CANCER OF THE HEAD AND NECK. D. F. N. Harrison (London) . . . . .	509
CLINICAL RECORDS—	
TEMPORAL FASCIA AND MEATAL SKIN CLOSURE OF TYMPANIC DEFECT FOLLOWED BY STAPEDECTOMY. A. A. Hooper (Durban) . . . . .	524
THE DISLOCATED INCUS. D. M. Anklesaria (Sheffield) . . . . .	528
SOCIETIES' PROCEEDINGS—	
ROYAL SOCIETY OF MEDICINE—SECTION OF OTOLGY . . . . .	533
GENERAL NOTES . . . . .	537

## THE LARYNGOSCOPE

A Monthly Journal  
devoted to the disease of  
EAR, NOSE AND THROAT

*Official organ for the American Laryngological  
Rhinological and Otological Society*

Price \$15.00 per year      Canada \$15.50 per year  
Foreign \$16.00 per year

MAX A. GOLDSTEIN, M.D.  
FOUNDER

THEODORE E. WALSH, M.D.  
EDITOR

640 SOUTH KINGSHIGHWAY  
SAINT LOUIS 10, MO.



## 'She gave me ears'

*William Wordsworth (1807)*

Another satisfied customer, perhaps. Dorothy, 'the Blessing of my later years,' made the world come alive again for Wordsworth, and a new invisible hearing aid has often done just this for the clients of Ingrams.

You can help your patients to take the first step by telling them about Ingrams, the firm of independent—and thus completely impartial—hearing aid consultants.

Ingrams will help your patient to choose from twenty-six different makes. This is the largest selection in the country—and some of the most advanced aids are exclusive to Ingrams.

Wordsworth was so grateful to Dorothy that he made her immortal. We cannot guarantee that your patients will do the same but we know they will be pleased that you—like so many other E.N.T. Specialists—recommended the Ingrams service.

## INGRAMS

THE INDEPENDENT HEARING AID CONSULTANTS  
2 SHEPHERD ST., SHEPHERD MARKET, LONDON, W.1

Please mention *The Journal of Laryngology and Otology* when replying to advertisements

# ORBENIN

REGD

SODIUM CLOXACILLIN

ORAL PENICILLIN  
FOR RESISTANT STAPHYLOCOCCI

NOW AVAILABLE IN SYRUP FORM

ORAL DOSAGE 500mg. 6 HOURLY

ORBENIN MAY ALSO BE GIVEN BY INTRA-MUSCULAR INJECTION 250mg. 6 HOURLY

Full information from the Medical Department

**ORBENIN IS A PRODUCT OF BRITISH RESEARCH AT  
BEECHAM RESEARCH LABORATORIES LIMITED**

BRENTFORD · MIDDLESEX · ENGLAND · Tel: ISLeworth 4111



Please mention *The Journal of Laryngology and Otology* when replying to advertisements

# A CHOICE SELECTION IN LARYNGOLOGY AND OTOTOLOGY

## APPLIED AUDIOLOGY FOR CHILDREN

By

**D. M. C. DALE**

*B.A., Dip. Ed. (N.Z.), Ph.D.  
(Manchester), Principal, School  
for Deaf and Partially Deaf  
Children, Kelston, Auckland,  
New Zealand*

"... an important factual reference work for all otologists, audiologists and pediatricians working in diagnostic and rehabilitative centers for deaf children."—*Clinical Pediatrics*  
Doctor Dale supplies much-needed information in an area where useful references are scarce. He deals with

- *Measurements of frequencies and intensities of hearing aids*
- *Listening levels*
- *Speech sounds*
- *Acoustic environments necessary for rehabilitating deaf children*

Pure tone and speech tests of hearing are carefully considered for children of various ages and all degrees of deafness.

Sept. '62  
\$7.50

164 pages  
79 illustrations

## THE NOSE, PARANASAL SINUSES, AND EARS IN CHILDHOOD

By

**DONALD F. PROCTOR, M.D.**

*Associate Professor of Laryngology and Otology, The Johns Hopkins University School of Medicine, Baltimore, Maryland*

This second volume in Doctor Proctor's series will serve to clarify a great many controversial issues for both otolaryngologist and pediatrician. Chapter coverage includes

- *History of the field*
- *Fundamentals of physiology and pathology*
- *General principles underlying diagnostic and therapeutic considerations*
- *Specific problems related to the nose and paranasal sinuses, the ears and temporal bones*
- *Conservation of hearing and speech*

Recommended operative treatments are discussed in detail and fully illustrated.

**Pediatric Surgical Monograph Series** edited by **Mark M. Ravitch, M.D.**, *The Johns Hopkins University School of Medicine, Baltimore, Maryland.*

Jan. '63  
\$12.50

200 pages  
183 illustrations

**CHARLES C THOMAS • PUBLISHER**

301 - 327 East Lawrence Avenue  
Springfield • Illinois • U.S.A.

Please mention *The Journal of Laryngology and Otology* when replying to advertisements

**ONLY AMPLIVOX**  
 provides a  
complete audiometric service!



**Transistor Audiometers**

for the school screening service, ward use, etc.

**Speech Audiometry Equipment**

via records and tape, including new attachment for use with tape recorders.



Industrial Audiometry  
 Speech Training Equipment  
 Loop Amplifiers, etc., etc.




**Clinical Audiometers**

with narrow band masking for the highest accuracy and extended resolution.

**Audiometer Booths**

for ideal testing conditions in Hospitals, Clinics, Factories. Standard and special sizes available.



**PLUS** An efficient and speedy **calibration service**

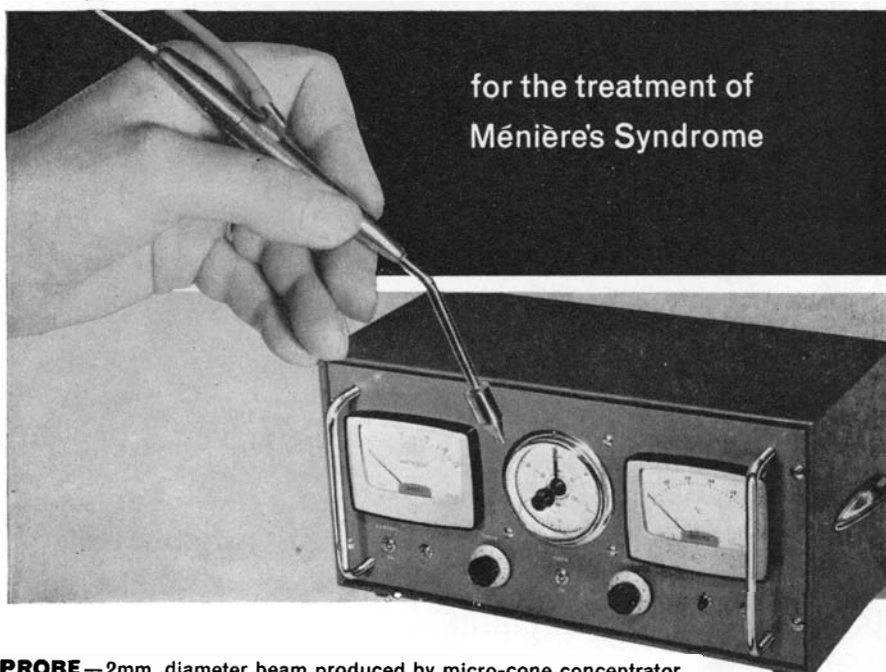
**AMPLIVOX LTD** Medical Acoustic Division

*Please write for technical literature covering your needs* 80 New Bond Street London, W1 Tel: HYDe Park 9888

Please mention *The Journal of Laryngology and Otology* when replying to advertisements

**Elliott—UniBristol**

**ULTRASONIC SURGICAL THERAPY EQUIPMENT**



for the treatment of  
Ménière's Syndrome

**PROBE**—2mm. diameter beam produced by micro-cone concentrator gives precisely controlled energy pattern ■ Incorporates saline irrigation tube ■ Built-in thermistor thermometer monitors saline temperature ■ Finished in stainless steel and sealed for autoclave sterilisation

**GENERATOR**—Output variable—(meter indicates in Acoustic Watts/cm<sup>2</sup>)  
■ Nominal frequency 3Mc/s (tuning facility provided)  
■ Incorporates 60-minute manual re-set timing clock

**ACOUSTIC BALANCE**—an acoustic radiation balance is provided for calibration of energy output

*The Elliott-UniBristol Ultrasonic equipment is based on a design due to the Physics Department of the United Bristol Hospitals and developed in conjunction with the surgeons of the ENT Department*



**E-A Medical Automation Limited**

MEDICAL INSTRUMENTS DIVISION

CENTURY WORKS, LEWISHAM, LONDON, SE13. TIDeway 1271

A Member of the Elliott-Automation Group

Please mention *The Journal of Laryngology and Otology* when replying to advertisements



# 'PETERS' NEW CLINIC AUDIOMETER

FOR PURE-TONE AND SPEECH



**CONSIDER THESE FEATURES:**

- A continuous frequency range with continuous automatic threshold compensation.
- Twin continuously variable attenuators accurate to 1 db.
- Narrow band masking of pure tones plus insert receiver.
- Manual or automatic completely silent interruption.
- Loudness Balance and Difference Limen Recruitment Tests.
- High Fidelity Speech Circuit with Accessories for Free Field Speech Audiometry.
- Full Spectrum of White Noise for Masking Speech.
- Completely Transistorised for reliability.

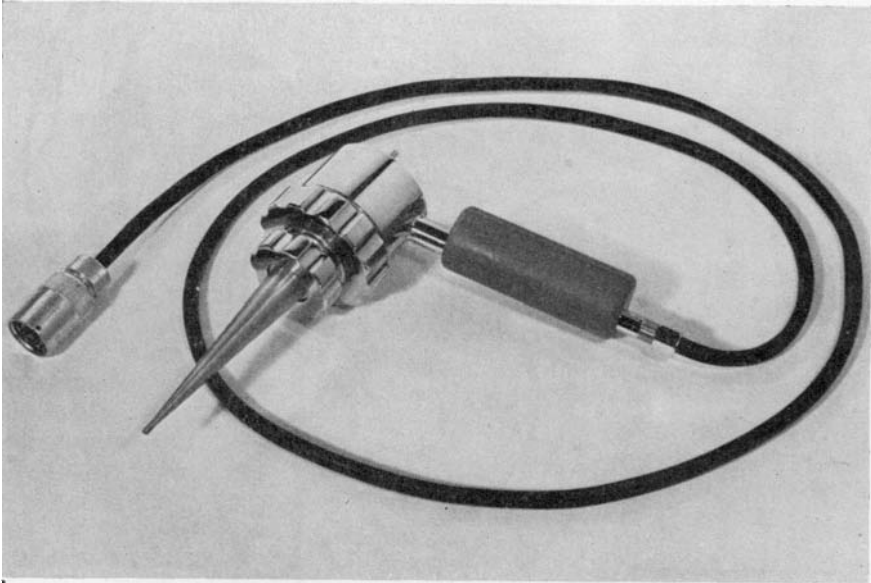
The Westrex Company Limited, who are leading suppliers of Deaf Education Equipment, have a nationwide servicing organisation. In the immediate future their engineers in the field will be co-operating in the speedy servicing of all "Peters" audiometers in Great Britain.

Write for a descriptive brochure giving full details of this magnificent instrument and ask for a demonstration from either:

**WESTREX COMPANY Ltd.**  
152 COLES GREEN ROAD, LONDON, N.W.2

**ALFRED PETERS & SONS Ltd.**  
VICTORIA WORKS, GELL STREET, SHEFFIELD 3

Please mention *The Journal of Laryngology and Otology* when replying to advertisements



## **ROYAL EAR HOSPITAL ULTRASONIC TRANSDUCER**

(U.K. & U.S.A. patents applied for)

For the conservative surgery of Ménière's disease by the Arslan  
Technique.

This transducer will withstand sterilization in an autoclave.

Alternative applicators available:

2½ mm. diameter for Ménière's disease.

8 mm. diameter for irradiation of the whole pituitary in one application.

GENERATOR & INTENSITY METER to complete equipment.

Made in England by

***Friston Electronics Limited***

**25 Church Road,  
Richmond, Surrey**

Sole Agents for U.S.A., Canada & Latin America.

**Scientific Research Corporation Inc.,**

9-11 School Street,  
Annapolis, Md. U.S.A.

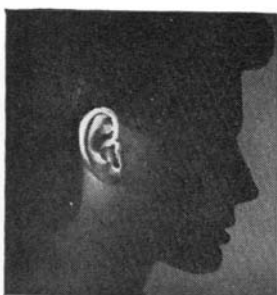
Please mention *The Journal of Laryngology and Otology* when replying to advertisements

# THE MODERN WAY WITH EAR WAX



Only five drops of Cerumol are needed. In 10—30 minutes the softened or disimpacted wax can usually be removed with a probe tipped with cotton wool, or by gentle syringing.

The results that have been obtained in hospitals and general practices throughout the country confirm that Cerumol is safe and reliable and is the modern way of dealing with ear wax. It avoids discomfort to the patient, inconvenience to the doctor and saves time for everyone. Indeed, in most cases patients can easily instil the drops themselves. The loosened wax then runs out of its own accord and further visits to the surgery are unnecessary.



## CERUMOL

REGD. TRADE MARK

Active constituents per 100 ml: p-dichlorobenzene B.P.C. 2 G., Benzocaine B.P. 2.7 G., Chlorbutol B.P. 5 G., Ol. Terebinth 10 ml.

Pack for surgery use—dropper vial. Basic N.H.S. cost 2/8. Hospital Pack—2 oz. bottles.

Literature will be gladly supplied on request.

**LABORATORIES FOR APPLIED BIOLOGY LTD.**  
91 AMHURST PARK, LONDON, N.16. Telephone: STAmford 2252/3



Please mention *The Journal of Laryngology and Otology* when replying to advertisements

# 'Diconal' Tablets for relief of intractable pain

**'Diconal' Tablets provide** analgesia comparable with that produced by morphine. They are therefore of great value in carcinoma. Because the tablets are given by mouth and not by injection, the patient can be kept oblivious of the fact that his condition calls for so potent an analgesic.

**'Diconal' Tablets contain** dipipanone and cyclizine. Dipipanone relieves severe pain; cyclizine appreciably reduces the incidence of nausea and vomiting, even in patients new to this type of therapy.

**'Diconal' Tablets are:**



**Of high value in relief of pain due to neoplastic disease, and other conditions where narcotic drugs would be employed.**



**A balanced formulation which permits flexibility in dosage, according to the needs of each patient.**



**Often effective in morphine- and pethidine-resistant cases.**

*'Diconal' Tablets are subject to the D.D.A.*

## 'Diconal' brand Tablets

Each tablet contains dipipanone hydrochloride, B.P.C. 10 mgm., and cyclizine hydrochloride, B.P.C. 30 mgm. Coloured red and scored for easy division.



**BURROUGHS WELLCOME & CO** (*The Wellcome Foundation Ltd.*) LONDON

Please mention *The Journal of Laryngology and Otology* when replying to advertisements