


cordis.  Canada



# EXPANDING YOUR HORIZONS IN NEUROSCIENCE



**Hydrocephalus Valves  
(with the Hakim Mechanism)  
and Accessories**

**Intracranial Pressure (ICP)  
Monitoring and  
Drainage Systems**

**MICRA™\* Titanium  
Microsurgical Instruments  
and Diamond Knives**

**Implantable  
Neural Stimulators  
for Intractable Pain**

Cordis Canada  
Suite 212  
8108 Yonge Street  
Thornhill, Ontario L4J 1W4  
Telephone: 416-731-0620

\*Micra is a trademark of Micra  
Instruments, Ltd. Luton, England.

# Counterpoint

1counte... ,diat\ v\ to intrigue against, or  
2counte... n: a plot opposed to another  
count-er-point \ 'kaunt-er-póint\ n 1 a: one  
or more independent melodies added above or  
below a given melody 2 a: a complementing  
or contrasting item; OPPOSITE b: use of contrast  
or interplay of elements in a work of art  
1coun-ter-poise \ -,póiz\ v\ [ME *countrepe*  
to weigh more at

## The next generation of EMG technology, today.

Counterpoint represents the start of a new era in electromyograph technology.

A system so powerful and flexible it challenges the very definition of what EMG technology can accomplish.

Imagine. One instrument that virtually does it all. And does it fast and accurately. Thanks in large part to the quality of our electrodes and amplifiers. And because at the heart of the system we've incorporated the most advanced signal processor in the industry.

Combine that power with an impressive range of software applications, and you've got a system ready to handle the most demanding jobs, from spontaneous activity and motor nerve conduction velocity to single fiber EMG and power spectrum analysis. Plus more.

And because we know how important it is for you to concentrate on your patient - we've done everything in our power to make Counterpoint as easy to use as possible. The software is user-friendly, footswitch allows you to conduct investigations - hands free - and the electrode arm can be connected to either side of the control panel for comfortable use for everyone.

But the most surprising news is that Counterpoint is totally open to your needs. Data storage and filing can take place in an IBM Personal System/2 or AT compatible environment, so you'll never be left behind by the advent of new technologies or software developments.

Counterpoint masterfully orchestrates all the possibilities in one system. It promises to satisfy the most demanding EMG specialists in the field, and at the same time, makes your job a whole lot easier. And after all, isn't that the point?

Counterpoint from Dantec. Advanced technology in harmony with man.

Please call or write for more information.




## DANTEC

Electromedical and  
Scientific Equipment Ltd.  
140 Shorting Road  
Scarborough, Ontario, M1S 3S6  
(416) 298-2091





# Something to live for



**P**arkinson's syndrome is an insidious assault on the lifestyles of more than 58,000 Canadians.

**F**or these individuals, daily, routine habits like knotting a tie, or pinning the hair, are often impossible tasks.

**S**ymmetrel® can help many of these patients gain a better hold on their daily lives, and helps you to control the syndrome.

**A**s initial, or adjunctive therapy, Symmetrel® for Parkinson's syndrome offers:

- few significant side effects, even after long-term use.<sup>1</sup>
- noticeable benefits within 24 hours of start-up dose.<sup>1</sup>
- easy usage with levodopa and anticholinergics.<sup>1</sup>
- simple dosage regimen; simple titration.

**SYMMETREL**<sup>®</sup>  
(amantadine HCl)

can help in Parkinson's Disease

©TM



For brief prescribing information  
see page xxiv

Du Pont Pharmaceuticals  
Mississauga, Ontario  
L5M 2J4



## FULL PRESCRIBING INFORMATION

# DILANTIN<sup>®</sup>

(extended phenytoin sodium capsules USP)

## THERAPEUTIC CLASSIFICATION ANTICONVULSANT

### INDICATIONS AND USAGE

Dilantin (phenytoin sodium) is indicated for the control of generalized tonic-clonic and psychomotor (grand mal and temporal lobe) seizures and prevention and treatment of seizures occurring during or following neurosurgery. Phenytoin serum level determinations may be necessary for optimal dosage adjustments (see Dosage and Administration).

### CONTRAINDICATIONS

Dilantin (phenytoin sodium) is contraindicated in those patients who are hypersensitive to phenytoin or other hydantoin.

### WARNINGS

Abrupt withdrawal of Dilantin (phenytoin sodium) in epileptic patients may precipitate status epilepticus. When, in the judgement of the clinician, the need for dosage reduction, discontinuation, or substitution of alternative antiepileptic medication arises, this should be done gradually. However, in the event of an allergic or hypersensitivity reaction, rapid substitution of alternative therapy may be necessary. In this case, alternative therapy should be an antiepileptic drug not belonging to the hydantoin chemical class.

There have been a number of reports suggesting a relationship between phenytoin and the development of lymphadenopathy (local or generalized) including benign lymph node hyperplasia, pseudolymphoma, lymphoma, and Hodgkin's Disease. Although a cause and effect relationship has not been established, the occurrence of lymphadenopathy indicates the need to differentiate such a condition from other types of lymph node pathology. Lymph node involvement may occur with or without symptoms and signs resembling serum sickness, e.g. fever, rash and liver involvement.

In all cases of lymphadenopathy, follow-up observation for an extended period is indicated and every effort should be made to achieve seizure control using alternative antiepileptic drugs.

Acute alcoholic intake may increase phenytoin serum levels while chronic alcoholic use may decrease serum levels.

#### Usage in Pregnancy

A number of reports suggests an association between the use of antiepileptic drugs by women with epilepsy and a higher incidence of birth defects in children born to these women. Data are more extensive with respect to phenytoin and phenobarbital, but these are also the most commonly prescribed antiepileptic drugs; less systematic or anecdotal reports suggest a possible similar association with the use of all known antiepileptic drugs.

The reports suggesting a higher incidence of birth defects in children of drug-treated epileptic women cannot be regarded as adequate to prove a definite cause and effect relationship. There are intrinsic methodologic problems in obtaining adequate data on drug teratogenicity in humans; genetic factors or the epileptic condition itself may be more important than drug therapy in leading to birth defects. The great majority of mothers on antiepileptic medication deliver normal infants. It is important to note that antiepileptic drugs should not be discontinued in patients in whom the drug is administered to prevent major seizures, because of the strong possibility of precipitating status epilepticus with attendant hypoxia and threat to life. In individual cases where the severity and frequency of the seizure disorder are such that the removal of medication does not pose a serious threat to the patient, discontinuation of the drug may be considered prior to and during pregnancy, although it cannot be said with any confidence that even minor seizures do not pose some hazard to the developing embryo or fetus. The prescribing physician will wish to weigh these considerations in treating or counseling epileptic women of childbearing potential.

In addition to the reports of the increased incidence of congenital malformations, such as cleft lip/palate and heart malformations in children of women receiving phenytoin and other antiepileptic drugs, there have more recently been reports of a fetal hydantoin syndrome. This consists of prenatal growth deficiency, microcephaly and mental deficiency in children born to mothers who have received phenytoin, barbiturates, alcohol, or trimethadione. However, these features are all interrelated and are frequently associated with intrauterine growth retardation from other causes.

There have been isolated reports of malignancies, including neuroblastoma, in children whose mothers received phenytoin during pregnancy.

An increase in seizure frequency during pregnancy occurs in a high proportion of patients, because of altered phenytoin absorption or metabolism. Periodic measurement of serum phenytoin levels is particularly valuable in the management of a pregnant epileptic patient as a guide to an appropriate adjustment of dosage. However, postpartum restoration of the original dosage will probably be indicated.

Neonatal coagulation defects have been reported within the first 24 hours in babies born to epileptic mothers receiving phenobarbital and/or phenytoin. Vitamin K has been shown to prevent or correct this defect and has been recommended to be given to the mother before delivery and to the neonate after birth.

### PRECAUTIONS

#### General

The liver is the chief site of biotransformation of Dilantin (phenytoin sodium); patients with impaired liver function, elderly patients, or those who are gravely ill may show early signs of toxicity.

A small percentage of individuals who have been treated with phenytoin have been shown to metabolize the drug slowly. Slow metabolism may be due to limited enzyme availability and lack of induction; it appears to be genetically determined.

Phenytoin should be discontinued if a skin rash appears (see "Warnings" section regarding drug discontinuation). If the rash is exfoliative, purpuric, or bullous or if lupus erythematosus or Stevens-Johnson syndrome is suspected, use of this drug should not be resumed and alternative therapy should be considered (see Adverse Reactions). If the rash is of a milder type (measles-like or scarlatiniform), therapy may be resumed after the rash has completely disappeared. If the rash recurs upon reinstitution of therapy, further phenytoin medication is contraindicated.

Hyperglycemia, resulting from the drug's inhibitory effects on insulin release, has been reported. Phenytoin may also raise the serum glucose level in diabetic patients.

Osteomalacia has been associated with phenytoin therapy and is considered to be due to phenytoin's interference with Vitamin D metabolism.

Phenytoin is not indicated for seizures due to hypoglycemic or other metabolic causes. Appropriate diagnostic procedures should be performed as indicated.

Phenytoin is not effective for absence (petit mal) seizures. If tonic-clonic (grand mal) and absence (petit mal) seizures are present, combined drug therapy is needed.

Serum levels of phenytoin sustained above the optimal range may produce confusional states referred to as "delirium", "psychosis", or "encephalopathy"; or rarely, irreversible cerebellar dysfunction. Accordingly, at the first sign of acute toxicity, plasma level determinations are recommended. Dose reduction of phenytoin therapy is indicated if plasma levels are excessive; if symptoms persist, termination is recommended (see Warnings).

#### Information for Patients

Patients taking phenytoin should be advised of the importance of adhering strictly to the prescribed dosage regimen, and of informing the physician of any clinical condition in which it is not possible to take the drug orally as prescribed, e.g. surgery, etc.

Patients should also be cautioned on the use of other drugs or alcoholic beverages without first seeking the physician's advice.

Patients should be instructed to call their physician if skin rash develops. The importance of good dental hygiene should be stressed in order to minimize the development of gingival hyperplasia and its complications.

Do not use capsules which are discoloured.

#### Laboratory Tests

Phenytoin serum level determinations may be necessary to achieve optimal dosage adjustments.

#### Drug Interactions

There are many drugs which may increase or decrease phenytoin levels or which phenytoin may affect. The most commonly occurring drug interactions are listed below:

1. Drugs which may increase phenytoin serum levels include: chloramphenicol, dicumarol, disulfiram, tolbutamide, isoniazid, phenylbutazone, acute alcohol intake, salicylates, chloridazepoxide, phenothiazines, diazepam, estrogens, ethosuximide, halothane, methylphenidate, sulfonamides, cimetidine, trazodone.
2. Drugs which may decrease phenytoin levels include: carbamazepine, chronic alcohol abuse, reserpine. Ingestion times of phenytoin and antacid preparations containing calcium should be staggered in patients with low serum phenytoin levels to prevent absorption problems.
3. Drugs which may either increase or decrease phenytoin serum levels include: phenobarbital, valproic acid, and sodium valproate. Similarly, the effect of phenytoin on phenobarbital, valproic acid and sodium valproate serum levels is unpredictable.
4. Although not a true drug interaction, tricyclic antidepressants may precipitate seizures in susceptible patients and phenytoin dosage may need to be adjusted.
5. Drugs whose efficacy is impaired by phenytoin include: corticosteroids, coumarin anticoagulants, oral contraceptives, quinidine, vitamin D, digitoxin, rifampin, doxycycline, estrogens, furosemide.

Serum level determinations are especially helpful when possible drug interactions are suspected.

#### Drug/Laboratory Test Interactions

Phenytoin may cause decreased serum levels of protein-bound iodine (PBI). It may also produce lower than normal values for deoxamethasone or metyprone tests. Phenytoin may cause increased serum levels of glucose, alkaline phosphatase, and gamma glutamyl transpeptidase (GGT).

#### Nursing Mothers

Infant breast-feeding is not recommended for women taking this drug because phenytoin appears to be secreted in low concentrations in human milk.

#### Pregnancy

See WARNINGS section.

#### Carcinogenesis

See WARNINGS section.

### ADVERSE REACTIONS

#### Central Nervous System:

The most common manifestations encountered with Dilantin (phenytoin sodium) therapy are referable to this system and are usually dose-related. These include nystagmus, ataxia, slurred speech, decreased coordination and mental confusion. Dizziness, insomnia, transient nervousness, motor twitchings, and headaches have also been observed. There have also been rare reports of phenytoin induced dyskinesias, including chorea, dystonia, tremor and asterixis, similar to those induced by phenothiazine and other neuroleptic drugs.

A predominantly sensory peripheral polyneuropathy has been observed in patients receiving long-term phenytoin therapy.

#### Gastrointestinal System:

Nausea, vomiting, and constipation.

#### Integumentary System:

Dermatological manifestations sometimes accompanied by fever have included scarlatiniform or morbilliform rashes. A morbilliform rash (measles-like) is the most common; other types of dermatitis are seen more rarely. Other more serious forms which may be fatal have included bullous, exfoliative or purpuric dermatitis, lupus erythematosus, and Stevens-Johnson syndrome (see Precautions).

#### Hemopoietic System:

Hemopoietic complications, some fatal, have occasionally been reported in association with administration of phenytoin. These have included thrombocytopenia, leukopenia, granulocytopenia, agranulocytosis, and pancytopenia with or without bone marrow suppression. While macrocytosis and megaloblastic anemia have occurred, these conditions usually respond to folic acid therapy. Lymphadenopathy including benign lymph node hyperplasia, pseudolymphoma, lymphoma, and Hodgkin's Disease have been reported (see Warnings).

#### Connective Tissue System:

Coarsening of the facial features, enlargement of the lips, gingival hyperplasia, hypertrichosis and Peyronie's Disease.

#### Other:

Systemic lupus erythematosus, periarteritis nodosa, toxic hepatitis, liver damage, and immunoglobulin abnormalities may occur.

### OVERDOSAGE

The lethal dose of Dilantin (phenytoin sodium) in children is not known. The lethal dose in adults is estimated to be 2 to 5 grams. The initial symptoms are nystagmus, ataxia, and dysarthria. Other signs are tremor, hyperreflexia, lethargy, slurred speech, nausea, vomiting. The patient may become comatose and hypotensive. Death is due to respiratory and circulatory depression.

There are marked variations among individuals with respect to phenytoin plasma levels where toxicity may occur. Nystagmus, on lateral gaze, usually appears at 20 mcg/mL, ataxia at 30 mcg/mL, dysarthria and lethargy appear when the plasma concentration is over 40 mcg/mL, but as high a concentration as 50 mcg/mL has been reported without evidence of toxicity. As much as 25 times the therapeutic dose has been taken to result in a serum concentration over 100 mcg/mL with complete recovery.

#### Treatment

Treatment is nonspecific since there is no known antidote.

The adequacy of the respiratory and circulatory systems should be carefully observed and appropriate supportive measures employed. Hemodialysis can be considered since phenytoin is not completely bound to plasma proteins. Total exchange transfusion has been used in the treatment of severe intoxication in children.

In acute overdosage the possibility of other CNS depressants, including alcohol, should be borne in mind.

### DOSAGE AND ADMINISTRATION

Serum concentrations should be monitored when switching a patient from the sodium salt to the free acid form.

Dilantin Capsules, Dilantin Parenteral, and Dilantin with Phenobarbital are formulated with the sodium salt of phenytoin. The free acid form of phenytoin is used in Dilantin-30 Pediatric and Dilantin-125 Suspensions and Dilantin Infatabs. Because there is approximately an 8% increase in drug content with the free acid form than the sodium salt, dosage adjustments and serum level monitoring may be necessary when switching from a product formulated with the free acid to a product formulated with the sodium salt and vice versa.

#### General

Dosage should be individualized to provide maximum benefit. In some cases, serum blood level determinations may be necessary for optimal dosage adjustments — the clinically effective serum level is usually 10–20 mcg/mL. Serum blood level determinations are especially helpful when possible drug interactions are suspected. With recommended dosage, a period of seven to ten days may be required to achieve therapeutic blood levels with Dilantin.

#### Adult Dose:

Patients who have received no previous treatment may be started on one 100 mg extended phenytoin sodium capsule three times daily, and the dose then adjusted to suit individual requirements. For most adults, the satisfactory maintenance dosage will be three to four capsules (300–400 mg) daily. An increase to six capsules daily may be made, if necessary.

#### Pediatric Dose:

Initially, 5 mg/kg/day in two or three equally divided doses, with subsequent dosage individualized to a maximum of 300 mg daily. A recommended daily maintenance dosage is usually 4 to 8 mg/kg. Children over 6 years old may require the minimum adult dose (300 mg/day). Pediatric dosage forms available include a 30 mg extended phenytoin sodium capsule, a 50 mg palatably flavoured Infatab, or an oral suspension form containing 30 mg of Dilantin in each 5 mL.

#### Alternative Dose:

Once-a-day dosage for adults with 300 mg of extended phenytoin sodium capsules may be considered if seizure control is established with divided doses of three 100 mg capsules daily. Studies comparing divided doses of 300 mg with a single daily dose of this quantity indicated that absorption, peak plasma levels, biologic half-life, difference between peak and minimum values, and urinary recovery were equivalent. Once-a-day dosage offers a convenience to the individual patient or to nursing personnel for institutionalized patients, and is intended only to be used for patients requiring this amount of drug daily. A major problem in motivating noncompliant patients may also be lessened when the patient can take all of his medication once-a-day. However, patients should be cautioned not to inadvertently miss a dose. Only extended phenytoin sodium capsules are recommended for once-a-day dosing.

### HOW SUPPLIED

**DILANTIN CAPSULES: (EXTENDED PHENYTOIN SODIUM CAPSULES USP):** Each white capsule with pale pink cap contains: phenytoin sodium 30 mg. Bottles of 100 and 500.

Each white capsule with orange cap contains: phenytoin sodium 100 mg. Bottles of 100 and 1,000.

#### Also available as:

##### Dilantin Injection:

Ready mixed 2 and 5 mL ampoules containing phenytoin sodium 50 mg/mL with propylene glycol 40% and alcohol 10% in water for injection. Adjusted to pH 12. 2 mL ampoules are available in packages of 10 and 5 mL ampoules in packages of 5.

##### Dilantin with Phenobarbital Capsules:

Each white capsule with garnet cap contains: phenytoin sodium 100 mg and phenobarbital 15 mg. Bottles of 100 and 500.

Each white capsule with black cap contains: phenytoin sodium 100 mg and phenobarbital 30 mg. Bottles of 100.

##### Dilantin Infatabs:

Each flavoured, triangular shaped, grooved tablet contains: phenytoin 50 mg. Bottles of 100.

##### Dilantin Suspensions:

Each 5 mL of flavoured, coloured suspension contains: phenytoin 30 mg (red, Dilantin-30) or 125 mg (orange, Dilantin-125). Bottles of 250 mL.

Store at room temperature below 30°C (86°F). Protect from light and moisture.

Product Monograph available on request.

**PARKE-DAVIS**  
Scarborough, Ontario M1L 2N3

\*T.M. Warner-Lambert Company, Parke-Davis Division, Warner-Lambert Canada Inc. auth. user.



see ibc



## Brief Prescribing Information

**Tegretol**<sup>®</sup> (carbamazepine)

**TEGRETOL<sup>®</sup> 200 mg**  
**TEGRETOL<sup>®</sup> CHEWTABS<sup>™</sup> 100 mg and 200 mg**  
**TEGRETOL<sup>®</sup> CR 200 mg and 400 mg**

### Action

TEGRETOL (carbamazepine) has anticonvulsant properties which have been found useful in the treatment of psychomotor epilepsy and, as an adjunct in the treatment of partial epilepsies, when administered in conjunction with other anticonvulsants to prevent the possible generalization of the epileptic discharge. A mild psychotropic effect has been observed in some patients, which seems related to the effect of the carbamazepine in psychomotor or temporal lobe epilepsy.

TEGRETOL relieves or diminishes the pain associated with trigeminal neuralgia often within 24 to 48 hours.

Like other tricyclic compounds, TEGRETOL has a moderate anticholinergic action which is responsible for some of its side effects. A tolerance may develop to the action of TEGRETOL after a few months of treatment and should be watched for.

TEGRETOL may suppress ventricular automaticity due to its membrane-depressant effect similar to that of quinidine and procainamide, associated with suppression of phase 4 depolarization of the heart muscle fibre. A number of investigators have reported a deterioration of ECG abnormalities with regard to focal alterations and a higher incidence of records with nil beta activity, during carbamazepine-combined treatment.

The absorption of carbamazepine in man is relatively slow. When taken in a single oral dose, TEGRETOL (carbamazepine tablets) and TEGRETOL CHEWTABS (carbamazepine chewable tablets) yield peak plasma concentrations of unchanged carbamazepine within 4-24 hours. With respect to the quantity of carbamazepine absorbed, there is no clinically relevant difference between the various dosage forms. When TEGRETOL CR (carbamazepine controlled release tablets) are administered repeatedly, they yield a lower average maximal concentration of carbamazepine in the plasma, without a reduction in the average minimal concentration. This tends to result in a lower incidence of intermittent concentration-dependent adverse drug reactions. It also ensures that the plasma concentrations remain largely stable throughout the day, thereby making it possible to manage with a twice-daily dosage.

Carbamazepine becomes bound to serum proteins to the extent of 70-80%. The concentration of unchanged substance in the saliva reflects the non-protein-bound portion present in the serum (20-30%).

The elimination half-life of unchanged carbamazepine in the plasma averages approximately 36 hours following a single oral dose, whereas after repeated administration, which leads to autoinduction of hepatic enzymes, it averages only 16-24 hours, depending on the duration of the medication. In patients receiving concomitant treatment with other enzyme-inducing anti-epileptic agents, half-life values averaging 9-10 hours have been found. Only 2-3% of the dose, whether given singly or repeatedly, is excreted in the urine in unchanged form. The primary metabolite is the pharmacologically active 10, 11-epoxide.

In man, the main urinary metabolite of carbamazepine is the trans-diol derivative originating from the 10, 11-epoxide; a small portion of the epoxide is converted into 9-hydroxymethyl-10-carbamoyl-acridin. Other important biotransformation products are various monohydroxylated compounds, as well as the N-glucuronide of carbamazepine.

The therapeutic range for the steady-state plasma concentration of carbamazepine generally lies between 4-10 mcg/ml.

### Indications and Clinical Use

#### A. Trigeminal Neuralgia:

TEGRETOL (carbamazepine) is indicated for the symptomatic relief of pain of trigeminal neuralgia only during periods of exacerbation of true or primary trigeminal neuralgia (tic douloureux). It should not be used preventively during periods of remission. In some patients, TEGRETOL has relieved glossopharyngeal neuralgia. For patients who fail to respond to TEGRETOL, or who are sensitive to the drug, recourse to other accepted measures must be considered.

TEGRETOL is not a simple analgesic and should not be used to relieve trivial facial pains or headaches.

#### B. TEGRETOL has been found useful in:

1. the management of psychomotor (temporal lobe) epilepsy and,
2. as an adjunct, in some patients with secondary or partial epilepsy with complex symptomatology or secondarily generalized seizures, when administered in combination with other antiepileptic medication.
3. as an alternative medication in patients with generalized tonic-clonic seizures who are experiencing marked side effects or fail to respond to other anticonvulsant drugs.

TEGRETOL is not effective in controlling petit mal, minor motor, myoclonic and predominantly unilateral seizures, and does not prevent the generalization of epileptic discharge. Moreover, recent information suggests that exacerbation of seizures may occasionally occur in patients with atypical absences.

### Contraindications

TEGRETOL (carbamazepine) should not be administered to patients with a history of hepatic disease or serious blood disorder.

TEGRETOL should not be administered immediately before, in conjunction with, or immediately after a monoamine oxidase inhibitor. When it seems desirable to administer TEGRETOL to a patient who has been receiving an MAO inhibitor, there should be as long a drug-free interval as the clinical condition allows, but in no case should this be less than 14 days. Then the dosage of TEGRETOL should be low initially, and increased very gradually.

TEGRETOL should not be administered to patients presenting atrioventricular heart block. (See Sections on Action and Precautions).

Sale use in pregnancy has not been established. Therefore, TEGRETOL should not be administered during the first 3 months of pregnancy. TEGRETOL should not be given to women of child-bearing potential unless, in the opinion of the physician, the expected benefits to the patient outweigh the possible risk to the fetus (See Reproductive Studies). Because of demonstrated toxicity in nursing animals TEGRETOL should not be administered to nursing mothers.

TEGRETOL should not be administered to patients with known hypersensitivity to carbamazepine or to any of the tricyclic compounds, such as amitriptyline, trimipramine, imipramine, or their analogues or metabolites, because of the similarity in chemical structure.

### Warnings

Although reported infrequently, serious adverse effects have been observed during the use of TEGRETOL (carbamazepine). Agranulocytosis and aplastic anemia have occurred in a few instances with a fatal outcome. Leucopenia, thrombocytopenia, hepatocellular and cholestatic jaundice, and hepatitis have also been reported. It is, therefore, important that TEGRETOL should

be used carefully and close clinical and frequent laboratory supervision should be maintained throughout treatment in order to detect as early as possible signs and symptoms of a possible blood dyscrasia.

Long-term toxicity studies in rats indicated a potential carcinogenic risk (See Section on Toxicology). Therefore, the possible risk of drug use must be weighed against the potential benefits before prescribing carbamazepine to individual patients.

### Precautions

#### Monitoring of Hematological and Other Adverse Reactions:

Complete blood studies, including platelet counts, and evaluation of hepatic and renal function and urinalysis should be carried out before treatment is instituted. Careful clinical and laboratory supervision should be maintained throughout treatment, including frequent performance of complete blood counts, in order to detect any early signs or symptoms of blood dyscrasia. Should any signs or symptoms or abnormal laboratory findings suggestive of blood dyscrasia or liver disorder occur, TEGRETOL (carbamazepine) should be immediately discontinued until the case is carefully reassessed.

Non-progressive or fluctuating asymptomatic leucopenia, which is encountered, does not generally call for the withdrawal of TEGRETOL. However, treatment with TEGRETOL should be discontinued if the patient develops leucopenia which is progressive or accompanied by clinical manifestations, e.g. fever or sore throat.

#### Urinary Retention and Increased Intraocular Pressure:

Because of its anticholinergic action, TEGRETOL should be given cautiously, if at all, to patients with increased intraocular pressure or urinary retention. Such patients should be followed closely while taking the drug.

#### Occurrence of Behavioural Disorders:

Because it is closely related to the other tricyclic drugs, there is some possibility that TEGRETOL might activate a latent psychosis, or, in elderly patients, produce agitation or confusion, especially when combined with other drugs. Caution should also be exercised in alcoholics.

#### Use in Patients with Cardiovascular Disorders:

TEGRETOL should be used cautiously in patients with a history of coronary artery disease, organic heart disease, or congestive failure. If a defective conductive system is suspected, an ECG should be performed before administering TEGRETOL, in order to exclude patients with atrioventricular block.

#### Driving and Operating Hazardous Machinery:

Because dizziness and drowsiness are possible side effects of TEGRETOL, patients should be warned about the possible hazards of operating machinery or driving automobiles.

#### Drug Interactions:

Induction of hepatic enzymes in response to TEGRETOL may have the effect of diminishing the activity of certain drugs that are metabolized in the liver. This should be considered when administering TEGRETOL concomitantly with other anti-epileptic agents and drugs such as theophylline.

Concomitant administration of TEGRETOL with verapamil, diltiazem, erythromycin, troleandomycin, cimetidine, propoxyphene or isoniazid, has been reported to result in elevated plasma levels of carbamazepine. Since an increase in the blood levels of carbamazepine may result in unwanted effects (e.g. dizziness, headache, ataxia, diplopia and nystagmus may occur), the dosage of carbamazepine should be adapted accordingly and blood levels monitored.

The concomitant administration of carbamazepine and lithium may increase the risk of neurotoxic side effects.

In patients receiving oral anticonvulsant medication, the dosage of the anticonvulsant should be readapted to clinical requirements whenever treatment with TEGRETOL is initiated or withdrawn.

TEGRETOL, like other anticonvulsants, may adversely affect the reliability of oral contraceptives. Patients should accordingly be advised to use some alternative, non-hormonal method of contraception.

TEGRETOL, like other psycho-active drugs, may reduce the patient's alcohol tolerance; it is therefore advisable to abstain from alcohol consumption during treatment.

TEGRETOL should not be administered in conjunction with an MAO inhibitor. (See Section on Contraindications).

### Adverse Reactions

The reactions which have been most frequently reported with TEGRETOL (carbamazepine) are drowsiness, unsteadiness on the feet, vertigo, dizziness, gastrointestinal disturbances, and nausea. These reactions usually occur only during the initial phase of therapy. They have rarely necessitated discontinuing TEGRETOL therapy, and can be minimized by initiating treatment at a low dosage.

The more serious adverse reactions observed are the hematologic, hepatic, cardiovascular and dermatologic reactions, which require discontinuation of therapy. If treatment with TEGRETOL has to be withdrawn abruptly, the change-over to another anti-epileptic drug should be effected under cover of diazepam.

The following adverse reactions have been reported:

**Hematologic** - Transitory leucopenia, eosinophilia, hyponatremia, leucocytosis, thrombocytopenic purpura, agranulocytosis, macrocytic anemia and aplastic anemia. In a few instances, deaths have occurred.

**Hepatic** - During the long-term administration of TEGRETOL, abnormalities in liver function tests, cholestatic and hepatocellular jaundice, and hepatitis have been reported.

**Dermatologic** - The following reactions occurred during treatment with TEGRETOL: skin sensitivity reactions and rashes, erythematous rashes, pruritic eruptions, urticaria, photosensitivity, pigmentary changes, neurodermatitis and in rare cases Stevens-Johnson syndrome, toxic epidermal necrolysis, exfoliative dermatitis, alopecia, diaphoresis, erythema multiforme, erythema nodosum, and aggravation of disseminated lupus erythematous.

**Neurologic** - The reactions reported as occurring during treatment with TEGRETOL include vertigo, somnolence, ataxia, confusion, headache, fatigue, blurred vision, visual hallucinations, transient diplopia and oculomotor disturbances, speech disturbances, abnormal involuntary movements and increase in motor seizures. In addition, peripheral neuritis and paresthesia, depression with agitation, talkativeness, nystagmus, hyperacusis, and tinnitus have been reported but only very rarely. There have been some reports of paralysis and other symptoms of cerebral arterial insufficiency but no conclusive relationship to the administration of TEGRETOL could be established.

**Cardiovascular** - Thromboembolism, recurrence of thrombophlebitis in patients with a prior history of thrombophlebitis, primary thrombophlebitis, congestive heart failure, aggravation of hypertension, Stokes-Adams in patients with AV block, hypotension, syncope and collapse, edema, aggravation of coronary artery disease. Some of these complications (including myocardial infarction and arrhythmia) have been associated with other tricyclic compounds.

**Genitourinary** - Urinary frequency, acute urinary retention, oliguria with elevated blood pressure, azotemia, renal failure, and impotence. Elevation of BUN, albuminuria and glycosuria also have been observed.

**Respiratory** - Pulmonary hypersensitivity characterized by fever, dyspnea, pneumonitis or pneumonia.

**Gastrointestinal** - Disturbances associated with TEGRETOL therapy have included nausea, vomiting, gastric or abdominal discomfort, diarrhea or constipation, anorexia and dryness of the mouth and throat, glossitis and stomatitis.

**Ophthalmic** - There is no conclusive evidence that TEGRETOL produces pathological changes in the cornea, lens or retina. However, it should be recognized that many phenothiazines and related drugs have been shown to cause eye changes. By analogy, periodic eye examinations, including slit-lamp funduscopy and tonometry, are recommended.

Other reactions reported during treatment with TEGRETOL include fever and chills, aching joints and muscles, leg cramps, conjunctivitis, and adenopathy or lymphadenopathy.

### Symptoms and Treatment of Overdosage

#### Symptoms of Overdosage:

The symptoms of overdosage include dizziness, ataxia, drowsiness, stupor, nausea, vomiting, restlessness, agitation, disorientation; tremor, involuntary movements, opisthotonos, abnormal reflexes (slowed or hyperactive); mydriasis, nystagmus; flushing, cyanosis, and urinary retention. Hypotension or hypertension may develop. Coma may ensue. EEG and ECG changes may occur. The laboratory findings in isolated instances of overdosage have included leukocytosis, reduced leukocyte count, glycosuria and acetoneuria.

#### Treatment of Overdosage:

There is no known specific antidote to TEGRETOL (carbamazepine). Experience with accidental TEGRETOL overdosage is limited. Since TEGRETOL is chemically related to the tricyclic antidepressants, reference to treatment of TOFRANIL (imipramine) overdosage is relevant.

It is recommended that emesis be induced, and that gastric lavage be performed. Vital signs should be watched and symptomatic treatment should be administered as required. Hyperirritability may be controlled by the administration of parenteral diazepam or barbiturates. However, barbiturates should not be used if other drugs that inhibit monoamine oxidase have also been taken by the patient, either in overdosage or in recent therapy (within two weeks).

Barbiturates may also induce respiratory depression, particularly in children. It is therefore advisable to have equipment available for artificial ventilation and resuscitation when barbiturates are employed. Paraldehyde may be used to counteract muscular hypertonus without producing respiratory depression.

Shock (circulatory collapse) should be treated with supportive measures, including intravenous fluids, oxygen, and corticosteroids.

It is recommended that the electrocardiogram be monitored, particularly in children, to detect any cardiac arrhythmias or conduction defects.

### Dosage and Administration

#### Use in Epilepsy (See Indications):

A low initial daily dosage of TEGRETOL (carbamazepine) with a gradual increase in dosage is advised. Dosage should be adjusted to the needs of the individual patient.

TEGRETOL tablets and CHEWTABS should be taken in 2 to 4 divided doses daily, with meals whenever possible.

The controlled release characteristics of TEGRETOL CR reduce the daily fluctuations of plasma carbamazepine. TEGRETOL CR tablets (either whole or, if so prescribed, only half a tablet) should be swallowed unchewed with a little liquid during or after a meal. These controlled release tablets should be prescribed as a twice-daily dosage. If necessary, three divided doses may be prescribed.

#### Adults and Children Over 12 Years of Age:

Initially, 100 to 200 mg once or twice a day depending on the severity of the case and previous therapeutic history. The initial dosage is progressively increased, in divided doses, until the best response is obtained. The usual optimal dosage is 800 to 1200 mg daily. In rare instances some adult patients have received 1600 mg. As soon as disappearance of seizures has been obtained and maintained, dosage should be reduced very gradually until a minimum effective dose is reached.

#### Children 6-12 Years of Age:

Initially, 100 mg in divided doses on the first day. Increase gradually by adding 100 mg per day until the best response is obtained. Dosage should generally not exceed 1000 mg daily. As soon as disappearance of seizures has been obtained and maintained, dosage should be reduced very gradually until a minimum effective dose is reached.

#### Use in Trigeminal Neuralgia:

The initial daily dosage should be small; 200 mg taken in 2 doses of 100 mg each is recommended. The total daily dosage can be increased by 200 mg/day until relief of pain is obtained. This is usually achieved at dosage between 200 and 800 mg daily, but occasionally up to 1200 mg/day may be necessary. As soon as relief of pain has been obtained and maintained, progressive reduction in dosage should be attempted until a minimal effective dosage is reached. Because trigeminal neuralgia is characterized by periods of remission, attempts should be made to reduce or discontinue the use of TEGRETOL at intervals of not more than 3 months, depending upon the individual clinical course.

Prophylactic use of the drug in trigeminal neuralgia is not recommended.

### Availability

**TEGRETOL Tablets 200 mg:** Each white, round, flat, bevelled-edge double-scored tablet engraved GEIGY on one side contains 200 mg carbamazepine. Available in bottles of 100 and 500 tablets.

**TEGRETOL CHEWTABS 100 mg:** Pale pink, round, flat, bevelled-edge tablets with distinct red spots. GEIGY engraved on one side and MR on the other. Fully bisected between the M and R. Each chewable tablet contains 100 mg carbamazepine. Available in bottles of 100 CHEWTABS.

**TEGRETOL CHEWTABS 200 mg:** Pale pink, oval biconvex tablets with distinct red spots. GEIGY engraved on one side and PU engraved on the other. Fully bisected between the P and U. Each chewable tablet contains 200 mg carbamazepine. Available in bottles of 100 CHEWTABS.

**TEGRETOL CR 200 mg:** Beige-orange, capsule-shaped, slightly biconvex tablet, engraved CG/CG on one side and HC/HC on the other. Fully bisected on both sides. Each controlled release tablet contains 200 mg carbamazepine. Available in bottles of 100 tablets.

**TEGRETOL CR 400 mg:** Brownish-orange, capsule-shaped, slightly biconvex tablet, engraved CG/CG on one side and ENE/ENE on the other. Fully bisected on both sides. Each controlled release tablet contains 400 mg carbamazepine. Available in bottles of 100 tablets.

Protect from heat and humidity.

#### References:

1. Kramer G, Besser R, Katzmann K, Theisohn M. Slow release carbamazepine in the treatment of epilepsy. *Acta Neurol.* 1985; 12: 70-74.
2. Data on file 3. Product Monograph 4. Hoppenier RJ, Kuyser A, Meijer JWA, Hulsman J. Correlation between daily fluctuations of carbamazepine serum levels and intermittent side effects: *Epilepsia* 1980; 21: 341-350.
5. Diurnal fluctuations in free and total steady state plasma levels of carbamazepine and correlation with intermittent side effects: *Epilepsia* 1984; 25 (4): 476-481.
6. Alderman AP, Apleton WCL, Moorland MC, Ohwenger N, Van Parys JAP. Controlled release carbamazepine cognitive side effects in patients with epilepsy. *Epilepsia* 1987; 28: 507-514.

Product Monograph supplied upon request.

**Geigy** Mississauga, Ontario L5N 2W5

PAAB  
CCPP

G-88056E

see obc

## LIORESAL®

(baclofen)  
Muscle relaxant  
Antispastic agent

### INDICATIONS AND CLINICAL USES

Alleviation of signs and symptoms of spasticity resulting from multiple sclerosis. Spinal cord injuries and other spinal cord diseases.

### CONTRAINDICATIONS

Hypersensitivity to LIORESAL.

### WARNINGS

**Abrupt Drug Withdrawal:** Except for serious adverse reactions, the dose should be reduced slowly when the drug is discontinued to prevent visual and auditory hallucinations, confusion, anxiety with tachycardia and sweating, and worsening of spasticity.

**Impaired Renal Function:** Caution is advised in these patients and reduction in dosage may be necessary.

**Stroke:** Has not been of benefit and patients have shown poor tolerability to the drug.

**Pregnancy and Lactation:** Not recommended as safety has not been established. High doses in rats and rabbits are associated with an increase of abdominal hernias and ossification defects in the fetuses.

### PRECAUTIONS

Not recommended in children under 12 as safety has not been established.

Because sedation may occur, caution patients regarding the operation of automobiles or dangerous machinery, activities made hazardous by decreased alertness, and use of alcohol and other CNS depressants.

Use with caution in spasticity that is utilized to sustain upright posture and balance in locomotion, or whenever spasticity is utilized to obtain increased function, epilepsy or history of convulsive disorders (clinical state and EEG should be monitored), peptic ulceration, severe psychiatric disorders, elderly patients with cerebrovascular disorders, and patients receiving antihypertensive therapy.

### ADVERSE REACTIONS

Most common adverse reactions are transient drowsiness; dizziness, weakness and fatigue. Others reported:

**Neuropsychiatric:** Headache, insomnia, euphoria, excitement, depression, confusion, hallucinations, paresthesia, muscle pain, tinnitus, slurred speech, coordination disorder, tremor, rigidity, dystonia, ataxia, blurred vision, nystagmus, strabismus, miosis, mydriasis, diplopia, dysarthria, epileptic seizures.

**Cardiovascular:** Hypotension, dyspnea, palpitation, chest pain, syncope.

**Gastrointestinal:** Nausea, constipation, dry mouth, anorexia, taste disorder, abdominal pain, vomiting, diarrhea, and positive test for occult blood in stool.

**Genitourinary:** Urinary frequency, enuresis, urinary retention, dysuria, impotence, inability to ejaculate, nocturia, hematuria.

**Other:** Rash, pruritus, ankle edema, excessive perspiration, weight gain, nasal congestion.

Some of the CNS and genitourinary symptoms reported may be related to the underlying disease rather than to drug therapy.

The following laboratory tests have been found to be abnormal in a few patients receiving LIORESAL: SGOT, alkaline phosphatase and blood sugar (all elevated).

### SYMPTOMS AND TREATMENT OF OVERDOSAGE

**Signs and Symptoms:** Vomiting, muscular hypotonia, hypotension, drowsiness, accommodation disorders, coma, respiratory depression, and seizures.

Co-administration of alcohol, diazepam, tricyclic anti-depressants, etc., may aggravate the symptoms.

**Treatment:** Treatment is symptomatic. In the alert patient, empty the stomach (induce emesis followed by lavage). In the obtunded patient, secure the airway with a cuffed endotracheal tube before beginning lavage (do not induce emesis).

Maintain adequate respiratory exchange; do not use respiratory stimulants. Muscular hypotonia may involve the respiratory muscles and require assisted respiration. Maintain high urinary output. Dialysis is indicated in severe poisoning associated with renal failure.

### DOSAGE AND ADMINISTRATION

Optimal dosage of LIORESAL requires individual titration. Start therapy at a low dosage and increase gradually until optimal effect is achieved (usually 40-80 mg daily).

The following dosage titration schedule is suggested:

5 mg t.i.d. for 3 days  
10 mg t.i.d. for 3 days  
15 mg t.i.d. for 3 days  
20 mg t.i.d. for 3 days

Total daily dose should not exceed a maximum of 20 mg q.i.d.

The lowest dose compatible with an optimal response is recommended. If benefits are not evident after a reasonable trial period, patients should be slowly withdrawn from the drug (see Warnings).

### AVAILABILITY

**LIORESAL (baclofen) 10 mg tablets:** White to off-white flat-faced, oval tablets with GEIGY monogram on one side and the identification code 23 below the monogram. Fully bisected on the reverse side.

**LIORESAL D.S. 20 mg tablet:** White to off-white capsule-shaped, biconvex tablets. Engraved GEIGY on one side and GW with bisect on the other.

Available in bottles of 100 tablets.

Product Monograph supplied on request.

### References:

1. Cartledge, N.E.F., Hudgson, P., Weightman, D.: A comparison of baclofen and diazepam in the treatment of spasticity. *J Neurol. Sci.* 23: 17-24 (1974).
2. Young, R., Delwaide, P.: Spasticity. *New England Journal of Medicine* 304: 28-33 & 96-99 (1981).
3. From, A., Heltberg, A.: A double blind trial with baclofen and diazepam in spasticity due to multiple sclerosis. *Acta Neurol. Scandinav.* 51: 158-166, (1975).

## Prolopa® (levodopa/benserazide)

### Rx Summary

### Antiparkinsonism Agent

**Indications** Treatment of Parkinson's syndrome when not drug-induced.

**Contraindications** Known hypersensitivity to levodopa or benserazide; in patients in whom sympathomimetic amines are contraindicated; concomitantly with, or within 2 weeks of, MAOI administration; uncompensated cardiovascular, endocrine, renal, hepatic, hematologic or pulmonary disease; narrow-angle glaucoma.

**Warnings** Discontinue levodopa at least 12 hours before initiating 'Prolopa'. See Dosage section for substitution recommendations. Not indicated in intention tremor, Huntington's chorea or drug-induced Parkinsonism.

Increase dosage gradually to avoid CNS side effects (involuntary movements). Observe patients for signs of depression with suicidal tendencies or other serious behavioural changes. Caution in patients with history of psychotic disorders or receiving psychotherapeutic agents.

In patients with atrial, nodal or ventricular arrhythmias or history of myocardial infarction initiate treatment cautiously in hospital. Caution in patients with history of melanoma or suspicious undiagnosed skin lesions.

Safety in patients under 18 years has not been established. In women who are or may become pregnant, weigh benefits against possible hazards to mother and fetus. Not recommended for nursing mothers.

**Precautions** Monitor cardiovascular, hepatic, hematopoietic and renal function during extended therapy. Caution in patients with history of convulsive disorders. Upper gastrointestinal hemorrhage possible in patients with a history of peptic ulcer.

Normal activity should be resumed gradually to avoid risk of injury. Monitor intraocular pressure in patients with chronic wide-angle glaucoma. Pupillary dilation and activation of Horner's syndrome have been reported rarely. Exercise caution and monitor blood pressure in patients on antihypertensive medication. 'Prolopa' can be discontinued 12 hours prior to anesthesia. Observe patients on concomitant psychoactive drugs for unusual reactions.

**Adverse Reactions** Most common are abnormal involuntary movements, usually dose dependent, which necessitate dosage reduction. Other serious reactions are periodic oscillations in performance (end of dose akinesia, on-off phenomenon and akinesia paradoxica) after prolonged therapy, psychiatric disturbances (including paranoia, psychosis, depression, dementia, increased libido, euphoria, sedation and stimulation), and cardiovascular effects (including arrhythmias, orthostatic hypotension, hypertension, ECG changes and angina pectoris).

Neurologic, intellectual, gastrointestinal, dermatologic, hematologic, musculoskeletal, respiratory, genitourinary and ophthalmologic reactions have also been reported. Consult Product Monograph for complete list.

**Dosage Individualize therapy and titrate in small steps to maximize benefit without dyskinesias. Do not exceed the recommended dosage range.**

Initially, one capsule 'Prolopa' 100-25 once or twice daily, increased carefully by one capsule every third or fourth day (slower in post-encephalitic Parkinsonism) until optimum therapeutic effect obtained without dyskinesias. At upper limits of dosage, increment slowly at 2-4 week intervals. Administer with food.

**Optimal dosage is usually 4-8 'Prolopa' 100-25 capsules daily, in 4-6 divided doses.**

'Prolopa' 200-50 capsules are intended for maintenance therapy once optimal dosage has been determined using 'Prolopa' 100-25 capsules. No patient should receive more than 1000 - 1200 mg levodopa daily during the first year of treatment. 'Prolopa' 50-12.5 capsules should be used when frequent dosing is required to minimize adverse effects.

For patients previously treated with levodopa, allow at least 12 hours to elapse and initiate 'Prolopa' at 15% of previous levodopa dosage. During maintenance, reduce dosage slowly, if possible, to a maximum of 600 mg levodopa daily.

**Supply** 'Prolopa' 50-12.5 capsules containing 50 mg levodopa and 12.5 mg benserazide.

'Prolopa' 100-25 capsules containing 100 mg levodopa and 25 mg benserazide.

'Prolopa' 200-50 capsules containing 200 mg levodopa and 50 mg benserazide.

Bottles of 100.

Product Monograph available on request.

**References:** 1. Rondot P. Advantages of a Low Dosage of The Levodopa-Benserazide Combination in the Treatment of Parkinson's Disease. *Med. et Hyg.* 1981;39:3832-3835. 2. Data on file. 3. Mondal BK, Mondal KN. Parkinson's Disease in the Elderly: A Long-Term Efficacy Study of Levodopa/Benserazide Combination Therapy. *Pharmather.* 1986;4(9):571-576. 4. Ontario Drug Benefits Plan, December, 1986.

© Registered Trade Mark

© Copyright 1987 Hoffmann-La Roche Limited

Hoffmann-La Roche Limited  
Etoibicoke, Ontario M9C 5J4

PAAB  
CCPP

7009



see page xvi

Original Research in Medicine and Chemistry

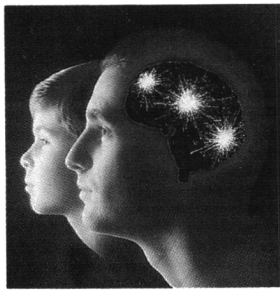
## Geigy

Mississauga, Ontario  
L5N 2W5



see page iv





## Depakene® Epival®

**ACTION** Valproic acid and divalproex sodium are chemically-related anticonvulsants. Although their mechanism of action has not yet been established, it has been suggested that their activity is related to increased brain levels of gamma-aminobutyric acid (GABA). The effect on the neuronal membrane is unknown. Epival (divalproex sodium) dissociates into valproic acid in the gastrointestinal tract.

Peak serum levels of valproic acid occur in 3 to 4 hours. The serum half-life ( $t_{1/2}$ ) of valproic acid is typically in the range of 8 to 16 hours. Half-lives in the lower part of the above range are usually found in patients taking other anti-epileptic drugs. A slight delay in absorption occurs when the drug is administered with meals but this does not affect the total absorption. Valproic acid is rapidly distributed throughout the body and the drug is strongly bound (90%) to human plasma proteins. Increases in dose may result in decreases in the extent of protein-binding and variable changes in valproic acid clearance and elimination.

The therapeutic plasma concentration range is believed to be from 50 to 100 µg/mL. Occasional patients may be controlled with serum levels lower or higher than this range. A good correlation has not been established between daily dose, serum level and therapeutic effect.

Elimination of valproic acid and its metabolites occurs principally in the urine, with minor amounts in the feces and expired air. Very little unmetabolized parent drug is excreted in the urine. The principal metabolite formed in the liver is the glucuronide conjugate.

See WARNINGS section regarding statement on fatal hepatic dysfunction.

**INDICATIONS AND CLINICAL USE** Sole or adjunctive therapy in the treatment of simple or complex absence seizures, including petit mal; also in primary generalized seizures with tonic-clonic manifestations. May also be used adjunctively in patients with multiple seizure types which include either absence or tonic-clonic seizures.

In accordance with the International Classification of Seizures, simple absence is defined as a very brief clouding of the sensorium or loss of consciousness (lasting usually 2-15 seconds) accompanied by certain generalized epileptic discharges without other detectable clinical signs. Complex absence is the term used when other signs are also present.

**CONTRAINDICATIONS** Should not be administered to patients with hepatic disease or significant dysfunction. Contraindicated in patients with known hypersensitivity to the drug.

**WARNINGS** Hepatic failures resulting in fatalities has occurred in patients receiving DEPAKENE® (valproic acid). These incidences usually have occurred during the first six months of treatment with DEPAKENE® (valproic acid). A recent survey study of valproate use in the United States in nearly 400,000 patients between 1978 and 1984, has shown that children under two years of age who received the drug as part of multiple anticonvulsant therapy were at greatest risk (nearly 20-fold increase) of developing fatal hepatotoxicity. These patients typically had other medical conditions such as congenital metabolic disorders, mental retardation or organic brain disease, in addition to severe seizure disorders. The risk in this age group decreased considerably in patients receiving valproate as monotherapy. Similarly, patients aged 3 to 10 years were at somewhat greater risk if they received multiple anticonvulsants than those who received only valproate. Risk generally declined with increasing age. No deaths have been reported in patients over 10 years of age who received valproate alone.

If DEPAKENE® (valproic acid) is to be used in children two years old or younger, it should be used with extreme caution and as a sole agent. The benefits of seizure control should be weighed against the risk. Serious or fatal hepatotoxicity may be preceded by non-specific symptoms such as loss of seizure control, malaise, weakness, lethargy, anorexia, and vomiting. Patients and parents should be instructed to report such symptoms. Because of the non-specific nature of some of the early signs, hepatotoxicity should be suspected in patients who become unwell, other than through obvious cause, while taking Epival or Depakene.

Liver function tests should be performed prior to therapy and at frequent intervals thereafter especially during the first 6 months. However, physicians should not rely totally on serum biochemistry since these tests may not be abnormal in all instances, but should also consider the results of careful interim medical history and physical examination. Caution should be observed in patients with a prior history of hepatic disease. Patients with various unusual congenital disorders, those with severe seizure disorders accompanied by mental retardation, and those with organic brain disease may be at particular risk.

In high-risk patients, it might also be useful to monitor serum fibrinogen and albumin for decrease in concentrations and serum ammonia for increases in concentration. If changes occur, the drug should be discontinued. Dosage should be titrated to and maintained at the lowest dose consistent with optimal seizure control.

The drug should be discontinued immediately in the presence of significant hepatic dysfunction, suspected or apparent. In some cases, hepatic dysfunction has progressed in spite of discontinuation of the drug. The frequency of adverse effects particularly elevated liver enzymes may increase with increasing dose. Therefore, the benefit gained by improved seizure control by increasing the dosage must be weighed against the increased incidence of adverse effects sometimes seen at higher dosages.

**Use in Pregnancy:** According to recent reports in the medical literature, valproic acid may produce teratogenicity in the offspring of women receiving the drug during pregnancy. The incidence of neural tube defects in the

fetus may be increased in mothers receiving valproic acid during the first trimester of pregnancy. Based upon a single report, it was estimated that the risk of valproic acid exposed women having children with spina bifida is approximately 1.2%. This risk is similar to that which applies to non-epileptic women who have had children with neural tube defects (anencephaly and spina bifida). Animal studies have demonstrated valproic acid induced teratogenicity, and studies in human females have demonstrated placental transfer of the drug.

Multiple reports in the clinical literature indicate an association between the use of anti-epileptic drugs and an increased incidence of birth defects in children born to epileptic women taking such medication during pregnancy. The incidence of congenital malformations in the general population is regarded to be approximately 2% in children of treated epileptic women, this incidence may be increased 2- to 3-fold. The increase is largely due to specific defects, e.g. congenital malformations of the heart, cleft lip or palate, and neural tube defects. Nevertheless, the great majority of mothers receiving anti-epileptic medications deliver normal infants.

Data are more extensive with respect to diphenylhydantoin and phenobarbital, but these drugs are also the most commonly prescribed anti-epileptics. Some reports indicate a possible similar association with the use of other anti-epileptic drugs, including trimethadione, paramethadione, and valproic acid. However, the possibility also exists that other factors, e.g. genetic predisposition or the epileptic condition itself may contribute to or may be mainly responsible for the higher incidence of birth defects.

Anti-epileptic drugs should not be discontinued in patients to whom the drug is administered to prevent major seizures, because of the strong possibility of precipitating status epilepticus with attendant hypoxia and risks to both the mother and the unborn child. With regard to drugs given for minor seizures, the risks of discontinuing medication prior to or during pregnancy should be weighed against the risk of congenital defects in the particular case and with the particular family history.

Epileptic women of child-bearing age should be encouraged to seek the counsel of their physician and should report the onset of pregnancy promptly to him. Where the necessity for continued use of anti-epileptic medication is in doubt, appropriate consultation is indicated.

**Nursing Mothers:** Valproic acid is excreted in breast milk. Concentrations in breast milk have been reported to be 1 to 10% of serum concentrations. As a general rule, nursing should not be undertaken while a patient is receiving Epival (divalproex sodium) or Depakene (valproic acid).

**Fertility:** Chronic toxicity studies in juvenile and adult rats and dogs demonstrated reduced spermatogenesis and testicular atrophy at doses of valproic acid greater than 200 mg/kg/day in rats and 90 mg/kg/day in dogs. Segment 1 fertility studies in rats have shown that doses up to 350 mg/kg/day for 60 days have no effect on fertility. The effect of divalproex sodium and valproic acid on the development of the testes and on sperm production and fertility in humans is unknown.

**LONG-TERM TOXICITY STUDIES IN RATS AND MICE INDICATED A POTENTIAL CARCINOGENIC RISK.**

**PRECAUTIONS: Hepatic dysfunction:** See CONTRAINDICATIONS and WARNINGS.

**General:** Because of reports of thrombocytopenia and inhibition of platelet aggregation, platelet counts and bleeding-time determination are recommended before instituting therapy and at periodic intervals. It is recommended that patients be monitored for platelet count prior to planned surgery. Clinical evidence of hemorrhage, bruising or a disorder of hemostasis/coagulation is an indication for reduction of dosage or withdrawal of therapy pending investigation.

Hyperammonemia with or without lethargy or coma has been reported and may be present in the absence of abnormal liver function tests; if elevation occurs the drug should be discontinued.

Because Depakene or Epival may interact with other anti-epileptic drugs, periodic serum level determinations of concurrently administered anti-epileptics are recommended during the early part of therapy. (See DRUG INTERACTIONS.) There have been reports of breakthrough seizures occurring with the combination of valproic acid and phenytoin.

Depakene and Epival are partially eliminated in the urine as a ketone-containing metabolite which may lead to a false interpretation of the urine ketone test.

There have been reports of altered thyroid function tests associated with valproic acid; the clinical significance of these is unknown.

**Driving and Hazardous Occupations:** May produce CNS depression, especially when combined with another CNS depressant, such as alcohol. Therefore, patients should be advised not to engage in hazardous occupations, such as driving a car or operating dangerous machinery, until it is known that they do not become drowsy from the drug.

**Drug Interactions:** May potentiate the CNS depressant action of alcohol.

There is evidence that valproic acid may cause an increase in serum phenobarbital levels, by impairment of non-renal clearance. This phenomenon can result in severe CNS depression. The combination of valproic acid and phenobarbital has also been reported to produce CNS depression without significant elevations of barbiturate or valproic acid serum levels. Patients receiving concomitant barbiturate therapy should be closely monitored for neurological toxicity. Serum barbiturate drug levels should be obtained, if possible, and the barbiturate dosage decreased, if indicated.

Primidone is metabolized into a barbiturate, and therefore, may also be involved in a similar or identical interaction.

There is conflicting evidence regarding the interaction of valproic acid with phenytoin (See PRECAUTIONS - General). It is not known if there is a change in unbound (free) phenytoin serum levels. The dosage of phenytoin should be adjusted as required by the clinical situation.

The concomitant use of valproic acid and clonazepam may produce absence status.

Caution is recommended when valproic acid or divalproex sodium is administered with drugs affecting coagulation, eg. acetylsalicylic acid and warfarin (See ADVERSE REACTIONS).

**ADVERSE REACTIONS** The most commonly reported adverse reactions are nausea, vomiting and indigestion. Since valproic acid has usually been used with other anti-epileptics, it is not possible in most cases to determine whether the adverse reactions mentioned in this section are due to valproic acid alone or to the combination of drugs.

**Gastrointestinal:** Nausea, vomiting and indigestion are the most commonly reported side effects at the initiation of therapy. These effects are usually transient and rarely require therapy. Diarrhea, abdominal cramps and constipation have also been reported. Anorexia with some weight loss and increased appetite with some weight gain have also been seen.

**CNS Effects:** Sedative effects have been noted in patients receiving valproic acid alone but are found most often in patients on combination therapy. Sedation usually disappears upon reduction of other anti-epileptic medication. Ataxia, headache, nystagmus, diplopia, asterixis, "spots before the eyes", tremor, dysarthria, dizziness, and incoordination have rarely been noted. Rare cases of coma have been reported in patients receiving valproic acid alone or in conjunction with phenobarbital.

**Dermatologic:** Transient increases in hair loss have been observed. Skin rash and petechiae have rarely been noted.

**Endocrine:** There have been reports of irregular menses and secondary amenorrhea in patients receiving valproic acid.

Abnormal thyroid function tests have been reported (See PRECAUTIONS).

**Psychiatric:** Emotional upset, depression, psychosis, aggression, hyperactivity and behavioural deterioration have been reported.

**Musculoskeletal:** Weakness has been reported.

**Hematopoietic:** Thrombocytopenia has been reported. Valproic acid inhibits the second phase of platelet aggregation (See PRECAUTIONS). This may be reflected in altered bleeding time. Bruising, hematoma formation and frank hemorrhage have been reported. Relative lymphocytosis and hypofibrinogenemia have been noted. Leukopenia and eosinophilia have also been reported. Anemia and bone marrow suppression have been reported.

**Hepatic:** Minor elevations of transaminases (eg. SGOT and SGPT) and LDH are frequent and appear to be dose related. Occasionally, laboratory tests also show increases in serum bilirubin and abnormal changes in other liver function tests. These results may reflect potentially serious hepatotoxicity (See WARNINGS).

**Metabolic:** Hyperammonemia (See PRECAUTIONS). Hyperglycemia has been reported and associated with a fatal outcome in a patient with pre-existing non-ketotic hyperglycemia.

**Pancreatic:** There have been reports of acute pancreatitis occurring in association with therapy with valproic acid.

**SYMPTOMS AND TREATMENT OF OVERDOSAGE** In a reported case of overdose with valproic acid after ingesting 36 g in combination with phenobarbital and phenytoin, the patient presented in deep coma. An EEG recorded diffuse slowing, compatible with the state of consciousness. The patient made an uneventful recovery.

Naloxone has been reported to reverse the CNS-depressant effects of valproic acid overdose.

Because naloxone could theoretically also reverse the anti-epileptic effects of Depakene or Epival, it should be used with caution.

Since Epival tablets are enteric-coated, the benefit of gastric lavage or emesis will vary with the time since ingestion. General supportive measures should be applied with particular attention to the prevention of hypovolemia and the maintenance of adequate urinary output.

**DOSE AND ADMINISTRATION** The recommended initial dosage is 15 mg/kg/day, increasing at one week intervals by 5 to 10 mg/kg/day until seizures are controlled or side effects preclude further increases.

The maximal recommended dosage is 60 mg/kg/day. The total daily dose exceeds 125 mg, it should be given in a divided regimen (See Table).

The frequency of adverse effects (particularly elevated liver enzymes) may increase with increasing dose. Therefore, the benefit gained by improving seizure control must be weighed against the increased incidence of adverse effects.

As the dosage is raised, blood levels of phenobarbital or phenytoin may be affected (See PRECAUTIONS).

Patients who experience G.I. irritation may benefit from administration of the drug with food or by a progressive increase of the dose from an initial low level. The capsules or tablets should be swallowed without chewing.

**AVAILABILITY** Depakene (valproic acid) is available as orange-coloured, soft gelatin capsules of 250 mg in bottles of 100 capsules; pale yellow, oval, soft gelatin enteric-coated capsules of 500 mg in bottles of 100 capsules; and as a red syrup containing the equivalent of 250 mg valproic acid, as the sodium salt, per 5 mL in bottles of 450 mL.


Epival (divalproex sodium) enteric-coated tablets are available as salmon-pink coloured tablets of 125 mg; peach-coloured tablets of 250 mg; lavender-coloured tablets of 500 mg. Supplied in bottles of 100 tablets.

**Table of Initial Doses by Weight (based on 15 mg/kg/day)**

kg	lb	Total daily dose (mg)	Dosage equivalent to valproic acid		
			Dose 1	Dose 2	Dose 3
10-24.9	22-54.9	250	125	0	125
25-39.9	55-87.9	500	250	0	250
40-59.9	88-131.9	750	250	250	250
60-74.9	132-164.9	1,000	250	250	500
75-89.9	165-197.9	1,250	500	250	500



Product monograph available on request.

- Henriksen O, Johannessen SI. Clinical and pharmacokinetic observations on sodium valproate - A 5-year follow-up study in 100 children with epilepsy. *Acta Neurol Scand* 1982;65:504-523.
- Delgado-Escueta AV et al. The Treatable Epilepsies. *New Engl J Med* 1983;308(26):1576-1584.
- Turnbull DM et al. A comparison of phenytoin and valproate in previously untreated adult epileptic patients. *J Neuro Neurosurg Psych* 1982; 45:55-59.
- Chadwick DW. Valproate Monotherapy in the Management of Generalized and Partial Seizures. *Epilepsia* 1987;28(2):S12-S17.
- Wildier BJ et al. Gastrointestinal tolerance of divalproex sodium. *Neurology* 1983;33(6):808-811.
- Loiseau P. Rational Use of Valproate: Indications and Drug Regimen in Epilepsy. *Epilepsia* 1984;25(1):S65-S72.
- American Academy of Pediatrics Committee on Drugs. Behavioural and Cognitive Effects of Anticonvulsant Therapy. *Pediatrics* 1985; 76(4):644-647.
- Beghi E et al. Adverse Reactions to Antiepileptic Drugs: A Multicenter Survey of Clinical Practice. *Epilepsia* 1986;27(4):323-330.


**PHARMACEUTICAL PRODUCTS DIVISION**  
**ABBOTT LABORATORIES, LIMITED**  
**MONTREAL, CANADA**

Quality Health Care  
 Since 1888

© Abbott Laboratories, Limited  
 • TM

**SYMMETREL®** (Amantadine HCl) Antiparkinsonian Agent

**INDICATIONS:** The treatment of Parkinson's syndrome and in the short-term management of drug-induced extrapyramidal symptoms.

**CONTRAINDICATIONS:** Patients with known hypersensitivity to the drug.

**WARNINGS:** Patients with a history of epilepsy or other "seizures" should be observed closely for possible untoward central nervous system effects. Patients with a history of congestive heart failure or peripheral edema should be followed closely as there are patients who developed congestive heart failure while receiving SYMMETREL®. Safety of use in pregnancy has not been established. SYMMETREL® should not be used in women of childbearing potential, unless the expected benefit to the patient outweighs the possible risk to the fetus.

SYMMETREL® is secreted in the milk and should not be administered to nursing mothers.

**PRECAUTIONS:** The dose may need careful adjustment in patients with renal impairment, congestive heart failure, peripheral edema or orthostatic hypotension. Since SYMMETREL® is not metabolized and is mainly excreted in the urine, it may accumulate when renal function is inadequate.

Care should be exercised when administering to patients with liver disease, a history of recurrent eczematoid rash, psychosis, or severe psychoneurosis not controlled by chemotherapeutic agents. Careful observation is required when administered concurrently with central nervous system stimulants.

Patients with Parkinson's syndrome improving on SYMMETREL® should resume normal activities gradually and cautiously, consistent with other medical considerations, such as the presence of osteoporosis or phlebotrombosis. Patients receiving SYMMETREL® who note central nervous system effects or blurring of vision should be cautioned against driving or working in situations where alertness is important. SYMMETREL® should not be discontinued abruptly since a few patients with Parkinson's syndrome experienced a parkinsonian crisis, i.e., sudden marked clinical deterioration, when this medication was suddenly stopped.

The dose of anticholinergic drugs or of SYMMETREL® should be reduced if atropine-like effects appear when these drugs are used concurrently.

**ADVERSE REACTIONS:** Adverse reactions have occurred in patients while receiving SYMMETREL® alone or in combination with anticholinergic antiparkinson drugs and/or levodopa.

Important adverse reactions are orthostatic hypotensive episodes, congestive heart failure, depression, psychosis and urinary retention; and rarely convulsions, reversible leukopenia and neutropenia, and abnormal liver function test results.

Adverse reactions of less importance are: anorexia, anxiety, ataxia, confusion, hallucinations, constipation, dizziness (light-headedness), dry mouth, headache, insomnia, livedo reticularis, nausea, peripheral edema, drowsiness, dyspnea, fatigue, hyperkinesia, irritability, nightmares, rash, slurred speech, visual disturbance, vomiting and weakness; and very rarely eczematoid dermatitis and oculogyric episodes. Some side effects were transient and disappeared even with continued administration of the drug.

**SYMPTOMS AND TREATMENT OF OVERDOSAGE:** Limited data are available concerning clinical effects and management of SYMMETREL® overdosage. An elderly patient with Parkinson's syndrome who took an overdose of 2.8 g of SYMMETREL® in a suicidal attempt, developed acute toxic psychosis, urinary retention, and a mixed acid-base disturbance. The toxic psychosis was manifested by disorientation, confusion, visual hallucinations and aggressive behaviour. Convulsions did not occur, possibly because the patient had been receiving phenytoin prior to the acute ingestion of SYMMETREL®.

There is no specific antidote. For acute overdosing, general supportive measures should be employed, along with immediate gastric lavage or induction of emesis. Fluids should be forced, and if necessary, given I.V. The pH of the urine has been reported to influence the excretion rate of SYMMETREL®. Since the excretion rate of SYMMETREL® increases rapidly when the urine is acidic, the administration of urine acidifying fluids may increase the elimination of the drug from the body. Blood pressure, pulse, respiration and temperature should be monitored. The patient should be observed for possible development of arrhythmias, hypotension, hyperactivity, and convulsions; if required, appropriate therapy should be administered. Blood electrolytes, urine pH and urinary output should be monitored. If there is no record of recent voiding, catheterization should be done. The possibility of multiple drug ingestion by the patient should be considered.

**DOSAGE AND ADMINISTRATION: Parkinson's Syndrome:** Initial dose is 100 mg daily for patients with serious associated medical illnesses or who are receiving high doses of other antiparkinson drugs. After one to several weeks at 100 mg once daily, the dose may be increased to 100 mg twice daily. When SYMMETREL® and levodopa are initiated concurrently, SYMMETREL® should be held constant at 100 mg daily or twice daily while the daily dose of levodopa is gradually increased to optimal dose. When used alone, the usual dose of SYMMETREL® is 100 mg twice a day.

Patients whose responses are not optimal with SYMMETREL® at 200 mg daily may benefit from an increase to 300 mg daily in divided doses. Patients who experience a fall-off of effectiveness may regain benefit by increasing the dose to 300 mg daily; such patients should be supervised closely by their physicians.

**DOSAGE FORMS:** Capsules: (bottles of 100) - each red, soft gelatin capsule contains 100 mg of amantadine HCl. Syrup: (500 mL) - each 5 mL (1 teaspoonful) of clear colorless syrup contains 50 mg of amantadine HCl.

**References:**

1. Schwab RS, Poskanzer DC, England AC Jr., Young RR: Amantadine in Parkinson's disease. JAMA 1972;227:7.

Product monograph available on request.

©TM

PAAB  
CCPP



**Du Pont Pharmaceuticals**  
Mississauga, Ontario  
LSM 2J4

see page xix

# It only takes a moment to show how much you care.

Precious moments. To help a grandchild learn. To share something of your day ... your knowledge, your love and care. Moments that add up to being remembered, forever.

It only takes a moment, too, to help make the world of your grandchildren a safer, happier place. By leaving a sum of money to the Canadian Cancer Society in your Will. The addition of a simple sentence, "I give to the Canadian Cancer Society, the sum of \_\_\_\_\_ dollars," will add up to real

and measurable assistance to ongoing cancer research programmes.

Great strides are being made in the fight against cancer. And will continue to be made. If you'll just take that precious moment to remember the Canadian Cancer Society in your Will.

That, too, will be a moment for which you'll be remembered forever.





## Neurosurgery clinical and research fellow

Fulltime position available for 1 year beginning July 1989 for clinical and research experience in neurosurgery. The special fields of interest which are available include spinal injuries, posterior fossa tumors, neuro-oncology and cerebrovascular disease.

Candidates must already have completed a neurosurgical training program.

Reply with curriculum vitae and name of two referees to:

C.H. Tator, M.D.  
Division of Neurosurgery and Playfair  
Neuroscience Unit,  
Toronto Western Hospital,  
399 Bathurst St., Suite 2-003 ECW  
Toronto, Ontario  
M5T 2S8

## ACADEMIC ADULT NEUROLOGIST:

Full time appointment available in Division of Neurology, Department of Medicine, University of Saskatchewan. Demonstrated capabilities in teaching and research, with special interest in EEG and epilepsy is desirable. Applicant must have a fully unrestricted license to practise medicine in Canada. In accordance with Canadian Immigration requirements, priority will be given to citizens and permanent residents of Canada. Forward CV with names of three referees to:

DR. R.M. BALA, CHAIRMAN  
DEPARTMENT OF MEDICINE  
UNIVERSITY OF SASKATCHEWAN  
SASKATOON, CANADA  
S7N 0X0

**Academic neurologist** with sub-specialty training in neuro-ophthalmology wanted for full-time faculty position in the Toronto Western Division of The Toronto Hospital and the University of Toronto. Responsibilities include service on the neurology and medical wards, and a neuro-ophthalmology clinic as well as medical student and resident teaching. The applicant should be eligible for certification by the Royal College of Physicians, Canada. In accordance with Canadian immigration requirements, priority will be given to Canadian citizens and permanent residents. Please send curriculum vitae, and letters of references to:

Dr. James A. Sharpe  
Head, Division of Neurology  
Toronto Western Hospital  
399 Bathurst St.  
Toronto, Ontario  
M5T 2S8

## ADVERTISER'S INDEX

Abbott  
Epival - viii, ix, xxiii  
Cordis Canada - xvii  
Ciba/Geigy  
Lioresal - iv, xxii  
Tegretol - obc, xii, xxi  
Dantec Electronics Ltd.  
Concerto - ii  
Counterpoint - xviii  
Neuroscope - xv  
Dupont  
Symmetrel - xix, xxiv  
Hoffman La Roche - xvi, xxii  
Nicolet Instruments - vi, vii  
Nihon Kohden - xi, xiii  
Parke Davis Canada Inc.  
Dilantin - ibc, xx  
Sandoz Canada Inc.  
Parlodel - ifc, i, xiv  
Classified Ads - xxv, xxvi

**CHAIRMAN  
DEPARTMENT OF CLINICAL NEUROLOGICAL SCIENCES  
THE UNIVERSITY OF WESTERN ONTARIO**

Applications are invited for the position of Chairman of the Department of Clinical Neurological Sciences, The University of Western Ontario, London, Ontario, Canada. The Department, actively involved in education, research and clinical practice, consists of 28 full-time faculty members and 21 part-time members working in three major affiliated teaching hospitals. The Department consists of two Divisions, neurosurgery and neurology, and has a large commitment to clinical and basic investigation.

The position requires an individual with strong leadership and administrative skills, a commitment to academic excellence and a distinguished record of research and teaching.

Applications should be sent by February 28, 1989, to:

Dr. L.S. Valberg, Dean  
Faculty of Medicine  
The University of Western Ontario  
London, Ontario, Canada N6A 5C1

Positions are subject to budget approval. In accordance with Canadian Immigration requirements, this ad is directed to Canadian Citizens and Permanent Residents of Canada. The University of Western Ontario is an Equal Opportunity Employer.

The Division of Neurology at the University of Toronto wishes to recruit a full-time faculty member to an appointment at the Toronto General Hospital. A major responsibility will be the direction of the Clinical Neurophysiology Laboratory which provides EEG and evoked potential studies and associated academic programs. The Toronto General Hospital is a division of the Toronto Hospital Corporation with special interests in cerebrovascular, neurodegenerative and neuromuscular diseases and is closely integrated into the programs of the University of Toronto teaching hospitals that include most of the subspecialties in neurology. The appointee will have responsibilities for teaching and clinical or laboratory research and patient care appropriate to the academic responsibilities. Candidates must have certification by the Royal College of Physicians and Surgeons of Canada or its equivalent. In accordance with Canadian immigration regulations, Canadian citizens and landed immigrants must be considered before offers can be made to non-Canadians. Interested applicants should send a curriculum vitae to:

Dr. John R. Wherrett  
Division of Neurology  
Room 221-11EN  
Toronto General Hospital  
200 Elizabeth St.  
Toronto, Ontario M5G 2C4

**ALS IN THE NAVY**

The Departments of Veterans Affairs and National Defense have funded a study on the possible association between work in the navy and the subsequent development of amyotrophic lateral sclerosis.

The study requires a nationwide sample of all ALS patients, living and deceased, diagnosed between (and including) the years of 1950 and 1988.

The study team greatly appreciates support from all neurologists in providing the names, ages and addresses of all such patients.

Information should be sent to:

Dr. R. Marchant  
Associate Professor of Occupational and  
Environmental Medicine  
Dalhousie University  
5849 University Ave.  
Halifax, N.S. B3H 4H7

**EASTERN STATE HOSPITAL**

Eastern State Hospital is a 392 bed J.C.A.H.O. accredited facility serving Eastern Washington.

Currently, the hospital has psychiatric vacancies in its forensic, geriatric and adult psychiatric programs.

Applicants should have an excellent knowledge of psychopharmacology, the ability to be comfortable working in an interdisciplinary setting and relate well to mental health centers and the community.

Benefits are excellent, including vacation, holidays, sick leave, life insurance, medical/dental insurance and generous administrative leave for continuing medical education. Salary: \$85,740 plus additional compensation for on call duty.

The hospital is situated 20 minutes from Spokane in the heart of the Pacific Northwest. Spokane offers a wide range of cultural and educational opportunities including symphony, civic theater, two four year colleges, two community colleges, and Eastern Washington University.


Nearby mountains and lakes, within less than an hour's drive, offer excellent skiing, fishing, sailing and hunting. Several public as well as private golfing facilities are in the immediate vicinity.

In addition, the cost of living and price of housing are below the national average.

Interested psychiatrists should contact Mr. Laurie Zapf, collect (509) 299-4351 or P.O. Box A, Medical Lake, WA 99022, for further information.



# ANOTHER UNEVENTFUL DAY.



## DILANTIN

(phenytoin)

*Start with it. Stay with it.*

DILANTIN\* (phenytoin) is a drug of first choice for controlling generalized tonic clonic seizures.

No other antiepileptic is more widely prescribed.<sup>1</sup>

No other antiepileptic has been the subject of more extensive clinical studies<sup>2</sup>

And no other antiepileptic boasts a more simplified medication schedule.

The slow absorption of Dilantin Capsules allows a single daily dose for maintenance therapy in many adults, once the divided dose of three 100 mg capsules has adequately controlled seizures.

References: 1. CDTI 2. Goodman and Gilman, Sixth Edition.

### PARKE-DAVIS

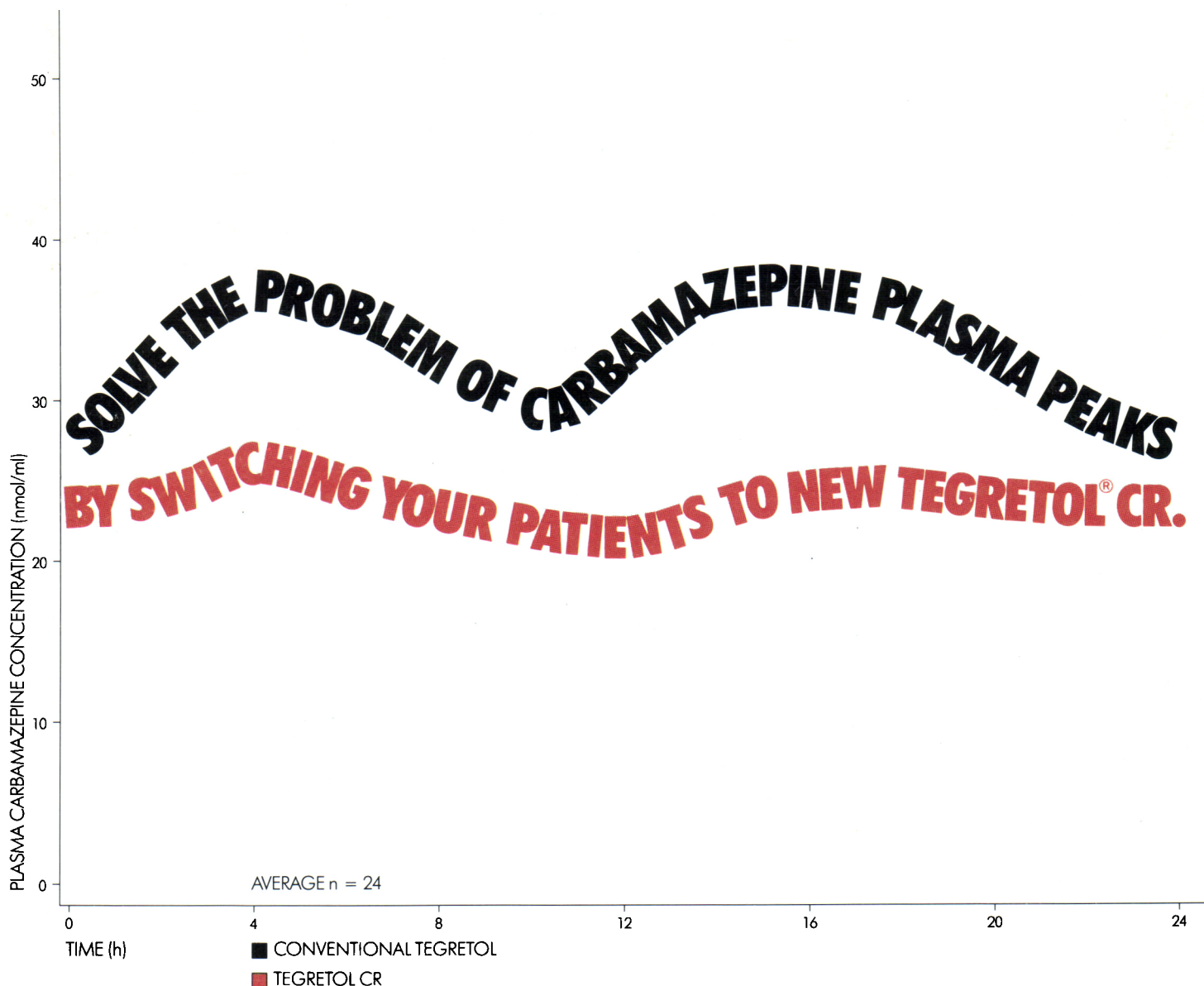
Parke-Davis Canada Inc., Scarborough, Ontario



\*Reg. T.M. Parke, Davis & Company, Parke-Davis Canada Inc., auth. user







Now there's a way to reduce the daily fluctuations in plasma levels that cause disturbing peak related side effects. Switch to new Tegretol CR.<sup>1,2,3,4,5</sup>

Tegretol CR is the first controlled release form of carbamazepine. So it offers more consistent blood levels on a more consistent basis than conventional Tegretol. And this smoothing effect may also result in a more stable pattern of cognitive functioning.<sup>3</sup>

What's more, Tegretol CR has a convenient BID dosage to enhance patient compliance. With easily breakable 200 mg and 400 mg tablets to facilitate titration.

At last epilepsy patients can enjoy excellent tolerability with no loss of anticonvulsant efficacy.

Reduce the problem of unwanted side effects. Switch your patients to Tegretol CR.

**TEGRETOL® CR**  
carbamazepine USP

Tolerability can make all the difference.

**Geigy**  
Mississauga, Ontario  
LSN 2W5

PAAB  
CCPP

G-88056E

For brief prescribing information see page xxii