

I'm from the Government, and I'm Here to Help: Public Perceptions of Coercive State Power

JESSICA BLANKSHAIN *US Naval War College, United States*

LINDSAY P. COHN *US Naval War College, United States*

DANIELLE L. LUPTON *Colgate University, United States*

Under what conditions does the US public support the domestic use of different institutions of coercive state power? We theorize how the type of situation, the type of actor, the mission, and the type of intervention influence public support for such missions. We use a preregistered conjoint survey experiment to test our hypotheses and find that participants (i) are less supportive of interventions in response to protests than to natural disasters or terrorism, (ii) generally prefer the police or the National Guard to the military, (iii) mistrust order maintenance interventions, and (iv) prefer intervening actors be unarmed. Preferences (ii)–(iv) are strongly conditioned on the type of event. We also find that Republicans are more accepting of military actors, order maintenance interventions, armed interventions, and policing responses to protests. We note implications for public trust in the military, the militarization of policing, and the domestic use of federal forces.

Throughout 2020, there was frequent news coverage of the actual and potential use of the US military to respond to a range of domestic security challenges: the National Guard conducting coronavirus testing, the active-duty military taking part in the Operation Warp Speed vaccine rollout program, the use (and the lack of use) of the National Guard in response to protests across the political spectrum, the staging of active-duty forces to respond to unrest in Washington, DC, the National Guard doing election cybersecurity, and speculation over the role the active-duty military might play in facilitating a presidential transition. At the same time, the use of force by local police, particularly against Black Americans, triggered widespread protests and became an extremely salient political issue. This created a tension: in many places the police could not maintain order, and their deployment might actually contribute to unrest, but discussion of military alternatives seemed to risk public backlash.


Throughout these events, there was speculation about public attitudes toward these actual and proposed uses of the active-duty military and/or National Guard but surprisingly little empirical evidence regarding these attitudes. While there is a robust comparative literature on the causes and potential consequences of domestic military operations (see Harig, Jenne, and


Ruffa 2022 and Jenne and Martinez 2022 for excellent overviews), very little of this literature examines public opinion about these missions (see Flores-Macías and Zarkin 2022, 1378). In the United States, almost no systematic data exist on how the public perceives or feels about such actions.¹ Moreover, we know little about how US public responses to such domestic events relate to US public opinion about uses of military power more generally. While international relations (IR) and Americanist political scientists examine public perceptions of the legitimacy of military actions abroad, and criminologists explore the legitimacy of policing behavior at home, neither consider (as of the writing of this article) the legitimacy of various domestic uses of the state's coercive apparatus in the United States.²

¹ There is of course a large literature on how publics feel about policing, particularly the use of force. See Tankebe (2014) for a review of the U.S. literature on police legitimacy, and Flores-Macías and Zarkin (2022) for a discussion of the comparative context. The little public opinion data we do have from Latin America indicates the public approves of domestic uses of the military (Flores-Macías and Zarkin 2022; Pion-Berlin and Trinkunas 2005). Historical work on the USA suggests that a similar dynamic can happen: the visibility of domestic military deployments can positively affect public perceptions of the military but can also alienate segments of the population unhappy with the role the military are playing (Coakley 1988; Cohn 2022; Laurie and Cole 1997; Scheips 2005). Esterhuysen (2019) notes some of the concerns and tensions about such use, especially in a divided society in the European context. In terms of U.S. public opinion, Snyder (2020) includes some suggestive data on how domestic deployments affect public confidence in the US, but there is little else.

² We are interested in what the literature calls “empirical legitimacy,” or how people perceive the actor or action. We are not dealing with “normative legitimacy,” or how well the actor/action conforms to some ideal standard of behavior (Noppe, Verhage, and Van Damme 2017). This is primarily because we are not trying to determine whether these uses of force are in fact legitimate (Beetham 1991) but are instead trying to build a picture of the U.S. public's

Jessica Blankshain, Associate Professor, Department of National Security Affairs, US Naval War College, United States, jessica.blankshain@usnwc.edu.

Lindsay P. Cohn , Associate Professor, Department of National Security Affairs, US Naval War College, United States, lindsay.cohn@usnwc.edu.

Corresponding author: Danielle L. Lupton , Associate Professor, Department of Political Science, Colgate University, United States, dlupton@colgate.edu.

Received: April 28, 2023; revised: October 23, 2023; accepted: March 04, 2024. First published online: April 29, 2024.

This is an important gap to address, both for the growing scholarly interest in these types of missions and for the practical need to consider potential responses to election-related and other political violence (as well as other nontraditional security threats), the risk of which has increased in the United States and elsewhere (see Kleinfeld 2021). We draw on these rich literatures to help bridge this gap in the US setting.

Recent events, as well as the literature noted above, suggest multiple questions about how the US public might view the domestic use of coercive state power. What conditions influence the level of public support for domestic uses of coercive state power, and why? How do key factors, such as the instigating event, the responding actor, and the type of action the actor takes, influence public support? In this article, we directly address each of these questions. First, we consider how such perceptions are influenced by the context in which these actors are deployed—the type of event they are responding to. Second, we consider how public perceptions of domestic order operations (including policing actions) are influenced by the actors involved. The National Guard, for example, plays a dual role in the United States. As part of the Total Force, it is a deployable expeditionary operational reserve for the active component of the federal military (Blankshain 2021; Summers-Lowe 2019), but as the descendant of the original state militia forces, it is directly subordinate to the governor and plays an explicit domestic order role. We are particularly interested to see whether this special status of the National Guard lends them more legitimacy than the active component of the military in domestic roles or than the police under certain circumstances. Third, and finally, we consider how the type of intervention—that is the mission and whether the actors are armed or unarmed—influences public support for these efforts. We further expect the effects of the actors and intervention types to be conditional on the context in which the intervention is happening.

Some of the factors we investigate seem straightforward. For example, we expect the public to support interventions that are unarmed over those that are armed, those that are focused on providing logistical support rather than order maintenance, and those that are in response to more traditional threat and disaster scenarios rather than in response to political protests.³

substantive beliefs about what uses of state coercive power would be legitimate or appropriate and under what conditions. In short, we do not know what the U.S. public's ideal standard of behavior is, and several of the scenarios we investigate imply strongly that the ideal may itself be contested among social groups (implying Beetham's "legitimacy deficit," but without any data on what various groups think is appropriate, we cannot tell when a legitimacy deficit may be happening).

³ These expectations are based on literature showing that most states and publics make clear distinctions between logistical support (airlift capacity, search and rescue, ground transport, supply of equipment, etc.) and coercive or "order maintenance" activities (see e.g., Berndtsson and Ledberg 2023, 2–4; Durán et al. 2023, 2–9), that most publics including the US public dislike order maintenance policing and militarized policing (Berndtsson and Ledberg 2023; Fagan and Davies 2000; Gau and Brunson 2010; Mummolo 2018), and that traditional threat scenarios (such as terrorist threats and natural

Other factors, however, are more ambiguous. The public, for example, may prefer local police intervention rather than federal military intervention, or state National Guard rather than either police or the military. Alternatively, the public may view federal forces as more neutral and professionalized than local police or part-time National Guard members (Cohn 2022). It is also possible that these factors will interact and, in particular, that the scenario provoking deployment will shape respondents' preferences over actors and mission types. Finally, we note that how respondents feel about many of these factors may depend on individual-level factors such as partisanship or race. Our research design allows us to examine these possibilities.

We test our predictions using a preregistered conjoint design survey experiment⁴ in which we manipulate four treatments: the type of event provoking a state response (Category-5 hurricane, Black Lives Matter [left] protest, Reopen America [right] protest, potential terrorist attack, and disease outbreak), the intervening actor (the military, active duty military, the National Guard, or police), the purpose of the intervention (provide logistical support or maintain order), and whether the intervening actor is armed or unarmed. Overall, we find that participants favor more limited intervention (except in response to a terrorist threat). When such interventions do occur, participants prefer (i) authorities deploy local police forces or the National Guard over federal military forces, (ii) those actors be unarmed, and (iii) those actors conduct logistical support rather than order maintenance. We further find evidence that support for interventions is conditional upon the instigating event. Most notably, participants are less likely to support the use of federal military forces versus police or National Guard in response to political protests. Yet, respondents (across partisan ID) are less likely to object to an armed or order maintenance response to a Black Lives Matter (BLM) protest than to a Reopen America protest. Finally, we find that Republican respondents are more likely to support interventions during political protests (regardless of the political valence of the protest), order maintenance interventions, and armed interventions.

These findings illuminate several areas of scholarly and public interest. First, while some research suggests that domestic deployments do not necessarily negatively affect public confidence in the military within the United States (Cohn 2022; Snyder 2020), we do find that the public views an intervention by the regular military as somewhat less desirable or legitimate than one conducted by police or the National Guard. This adds yet another wrinkle to the literature on what constitutes "confidence" in the military and what factors affect it. Second, our findings support other

disasters) are likely to garner more elite consensus and general legitimacy than more politicized scenarios such as protests. Less is known about pandemic intervention.

⁴ Our experiment was IRB approved and follows appropriate protocols regarding ethical standards of human subjects research, including a certificate of informed consent (in which participants are informed there are no risks or benefits to participating), clear debriefing, and appropriate compensation.

research that indicates that the US public in general objects to intrusive, armed, order maintenance interventions, regardless of which actor is doing it and across a range of instigating events (though less so in response to traditional security threats). Republicans are, however, more accepting of this type of intervention. This reinforces the need to disaggregate public opinion in studies on civil-military and civil-police relations, as it is clear that such views can differ widely among groups.

PRETTY PRUDENT? US PUBLIC SUPPORT FOR MILITARY MISSIONS

Scholars of IR and US foreign policy have long been interested in the question of what factors influence public support for military operations abroad, finding that the US public maintains some fairly consistent attitudes in this realm (e.g., Holsti 2004; Shapiro and Page 1988). This extensive body of research shows that public support for such operations is influenced by a variety of factors, including beliefs about mission legitimacy (Gelpi, Feaver, and Reifler 2005; 2009; Jentleson 1992; Jentleson and Britton 1998; Reifler et al. 2014), expectations about the costs of the mission (Caverley 2014; Flores-Macías and Kreps 2017; Gartner and Segura 1998; Horowitz and Levendusky 2011; Kriner, Lechase, and Cappella Zielinski 2018; Mueller 1973; Reifler et al. 2014; Russett 1990), whether the president is of the respondent's party or not (Burbach 2019), what other party elites are cuing (Bartels 2002; Berinsky 2007; 2009; Zaller 1992),⁵ whether there is elite consensus or dissensus (Berinsky 2007; 2009; Zaller 1992), and perceptions of or expectations about success (Eichenberg 2005; Gelpi, Feaver, and Reifler 2005; 2009).

Jentleson and Britton (1998) sort military operations abroad into three categories—Foreign Policy Restraint, Internal Political Change, and Humanitarian Intervention—and find that the public consistently supports certain types of missions more than others. Their research posits that the underlying mechanism for this differential support lies in a combination of the differences in how the public perceives the legitimacy and likely effectiveness of these operations. Missions likely to be perceived as legitimate and effective—particularly those categorized as Foreign Policy Restraint, or what might be thought of as classic defense of sovereignty missions—receive the highest levels of public support (see also Kiratli 2023). Those that are likely to be perceived as illegitimate or less effective—particularly missions classified as Internal Political Change—receive the least public support. Gelpi, Feaver, and Reifler (2005; 2009) explicitly test these mechanisms, finding that both the perceived legitimacy of a military operation and expectations of its success do in fact matter for public support, with success mattering more than legitimacy. Beliefs about mission and/or actor legitimacy and expectations of

success may also shape support for domestic missions, but we know little about what the US public views as legitimate in the domestic realm or what types of interventions they expect to be successful.

There is also a robust political science literature regarding the factors that generally shape public support for domestic issues within the United States.⁶ Here, we know that partisanship, ideology, elite cues, media coverage, race/ethnicity, gender, and a host of other demographic factors matter. All this leads us to expect more legitimacy for less politicized missions and more straightforward threats. Yet, little if any of this work explicitly considers the issue of support for domestic military interventions within the USA. This literature also tends to remain separate from the sociology- and criminology-heavy literature on policing and police legitimacy (see Bottoms and Tankebe 2012; Tankebe 2014; Worden and McLean 2017). Indeed, public opinion research on policing and police legitimacy tends to focus on slightly different dependent variables than research on military operations abroad. As a result, these two literatures do not speak directly to one another.

Across the literature on public opinion toward US foreign policy, the common dependent variable is public support for military operations or missions, which is believed to be based on public beliefs about the legitimacy of the mission and its likelihood of success. In contrast, the dependent variable in studies of policing is usually the legitimacy of the actor, generally believed to derive from the police's procedural justice (Tyler 2004; 2006; Worden and McLean 2017) and possibly from the public's identity with the groups or power structures supported by the police (Bradford, Milani, and Jackson 2017). Thus, while legitimacy is an important variable in studies focused on foreign policy, it is usually applied to understand support for the mission rather than the actor conducting that mission (i.e., the military organization itself). Indeed, the legitimacy of the military organization is largely assumed, at least in the context of research on US public opinion. The same, however, cannot be said of police organizations in the USA (or in many other countries). One of our aims, therefore, is to begin to bridge this gap in the literature by investigating public support of different types of policing missions as well as public attitudes about the legitimacy of different actors performing those missions.⁷ Indeed, we believe that the type of actor engaging in such missions may be a critical component for perceptions of legitimacy and effectiveness.

Finally, there is a large comparative literature on domestic uses of militaries. Comparativists, particularly those that focus on Latin America, examine (i) how the public responds to the constabularization of military

⁵ However, Baum and Groeling (2010) note that the elasticity of such drivers shifts over time.

⁶ Berinsky (2009) notes that, for the most part, the study of public support for foreign policy (particularly military operations) largely remains entirely separate from the study of public opinion on domestic issues.

⁷ As Rathbun et al. (2016) note, attitudes about foreign policy and attitudes about domestic policy are based on a coherent set of fairly basic attributes and attitudes. Thus, it is reasonable to expect them to be consistent and to study them together.

forces (i.e., their use for policing and civil order purposes) and (ii) how the domestic use of such military forces affects civilians. Recent evidence clearly shows that publics across Latin America support the domestic use of military forces and perceive these actors to be more effective than local or federal police forces, despite clear evidence that employing the military domestically increases civilian harms (e.g., Blair and Weintraub 2023; Flores-Macías and Zarkin 2021; 2024; Harig 2020; Pion-Berlin 2017). Further evidence from across Africa and the Middle East indicates that publics can clearly differentiate between different types of militarized and policing actors (e.g., Revkin 2022), and publics are sensitive to the use of violence by such authorities (e.g., Curtice and Behlendorf 2021) but also that militaries generally enjoy much higher levels of trust and public legitimacy than police—as is also the case in the USA. We believe it is important to examine how these dynamics may play out in the USA, especially given the distinct historical context and civil-military relations exhibited across states (see De Bruin and Karbatak 2022).

PRUDENCE AT HOME: TRANSLATING US PUBLIC SUPPORT INTO A DOMESTIC CONTEXT

The question then becomes: how do these concepts translate into public support for the use of coercive state power in the US domestic context? While Jenne and Martinez (2022) argue that the legal and constitutional structure will both influence and be influenced by domestic uses of the military, Cohn (2022) argues that the *legal* context for such use in the USA is both permissive and rather stable and that the more important question (for understanding effects on public opinion) is what roles the public believes are *legitimate*. We further argue that perceptions of role legitimacy will likely be linked to support—especially when an organization is deployed to complete a task not normally associated with it, such as when actors who typically operate in the international realm are asked to do so domestically. We saw above that beliefs about mission legitimacy are linked to support for military operations abroad, and Tyler (2004) notes that support for police and policing is linked directly to perceptions of the legitimacy of their presence and behavior. Thus, there is a clear concept that perceptions of legitimacy of *action* should influence public support for the use of the *organization*. The difficulty we currently face in the US context is that we lack information on the public's views of the relative legitimacy of different actors engaging in different domestic roles.

The literature on police legitimacy generally finds that two of the main factors influencing such perceptions are procedural legitimacy (e.g., do the police behave in ways that people perceive as fair, even if they do not like the outcome?) (Jackson et al. 2013; McCluskey, Mastrofski, and Parks 1999; Tyler 2004) and “Order Maintenance Policing” techniques (e.g.,

stop and frisk techniques decrease police legitimacy) (Fagan and Davies 2000; Gau and Brunson 2010). Accordingly, this drives our argument to focus on four key factors that can influence the perceived legitimacy of the domestic use of coercive state power: (i) the instigating event type, (ii) the actor deployed, (iii) the purpose of the mission, and (iv) the type of intervention used.

First, we hypothesize that public support for state coercive force will vary by the instigating event. More specifically, we anticipate the public will be more supportive of responses to traditional security threats rather than toward social issues, such as protests, or for other humanitarian purposes, such as in response to disease outbreaks. Our intuition here is in part motivated by the findings of the military operations literature that shows that the US public sees “realpolitik” or more “objective” threat missions as more legitimate for the military than those focused on more interventionist aims (Gelpi, Feaver, and Reifler 2005; 2009; Jentleson and Britten 1998; Kiratli 2023). Translating this to a domestic contest would suggest that the public may be more supportive of responses to traditional security threats. These types of events are also far more likely to generate elite consensus on the response. Moreover, recent studies from criminology and sociology show that the public generally opposes policing tactics during protests (Metcalf and Pickett 2022; Revkin 2022).

H₁: Public support for use of state coercive force will vary by the instigating event type. Public support for different agents, missions, and types of intervention may also vary by instigating event type.

Second, we hypothesize that public support for the domestic use of state coercive force will vary by the actor being deployed. In particular, we anticipate that the public will be more supportive of the domestic use of the National Guard and less supportive of active-duty military use across scenarios but are agnostic as to whether they will prefer police to the military actors or not. On the one hand, conservatives in the USA tend to favor state or local over federal control (Rendlemen and Rogowski 2024), and some comparative research indicates that publics (in this case, in Iraq) can distinguish between the actions of federal versus local police, preferring action by local forces who may be viewed as more restrained (Revkin 2022). As mentioned above, there is also evidence that the use of military forces for domestic missions increases harm to civilians (Blair and Weintraub 2023; Flores-Macías and Zarkin 2021; 2024). In the US context, Mummolo (2018) notes that police forces that look more militarized enjoy lower public confidence.

On the other hand, publics may be more supportive of the use of military or National Guard personnel for two reasons. First, there is extensive evidence that the US public at large holds the military in high confidence (e.g., Burbach 2019; Kennedy, Tyson, and Funk 2022; Lupton and Webb 2022; Margulies and Blankshain 2022). Evidence from Latin America suggests that police forces who look more like military forces are

perceived as more effective (Flores-Macías and Zarkin 2022). Indeed, Latin American publics appear to trust the military—rather than the police—to exercise better restraint and to better respect human rights (Pion-Berlin and Carreras 2017)⁸ and are increasingly acceptant of the domestic use of the military (Harig 2022). Even more so, this increased trust in the military coincides with reduced public support for police operations (Sung Capellan, and Barthuly 2022). Second, the increased politicization of police forces in the US context may undermine this public trust, especially among certain segments of American society (see Kennedy, Tyson, and Funk 2022). This may be especially true as such politicization has been accompanied by an increased militarization of police forces (see Kraska 2007; Moule, Fox, and Parry 2019). Thus, it is possible that the direction of this relationship between public support for domestic force and the actor employed could go either way.

H₂: Public support for domestic force will vary by actor.

Third, we hypothesize that mission type can further shape public support for state coercive force. More specifically, we anticipate that the US public will be more resistant to interventions whose purpose is to maintain order, as opposed to missions that primarily involve providing logistical support. Our intuition here is again linked to trends in policing. Order Maintenance Policing (Fagan and Davies 2000; Kelling and Wilson 1982) and a police culture of easy resort to force (Cohn 2020; Kraska 2007) negatively affect both crime (i.e., they increase it) and public trust (Metcalf and Pickett 2022; Mummolo 2018; Nix, Ivanov, and Pickett 2021). These findings hold beyond the US context. Research shows, for example, that excessive police actions in Uganda can lead to public backlash against these actors and against the state (Curtice and Behlendorf 2021). Accordingly, we believe these actions will not only be seen as less legitimate but will also garner less public support. Logistical support, on the other hand, tends to be viewed positively (Berndtsson and Ledberg 2023, 2–4; Durán et al. 2023).

H₃: Public support for the domestic use of force will vary by mission type.

Fourth, and finally, we hypothesize that support for the domestic use of force will further vary by the type of intervention employed—armed or unarmed. More precisely, we anticipate that the US public will be more resistant to armed interventions. As noted above, there is evidence that militarized policing reduces perceptions of legitimacy in the context of the USA (Bieler 2016; Moule, Fox, and Parry 2019).⁹ Mummolo

(2018), for example, finds that images of heavily armed or militarized police forces reduces public support for police funding and for increased police patrols. Research on Latin America further suggests that it is often difficult for militaries to perform constabulary duties effectively, even when they are trained to do so (Harig 2020; Pion-Berlin 2017). Similarly, research from African politics shows that violent and repressive police action can spur collective dissent against authorities (Curtice and Behlendorf 2021). And recent work indicates that armed policing may induce negative US public responses in some contexts (see Yesberg Brunton-Smith, and Bradford 2021).

H₄: Public support for the domestic use of force will vary by type of intervention.

In addition, and as we explain in more detail later in this study, we further consider the underlying causal mechanisms behind these hypothesized relationships. As suggested by the literatures discussed above, particularly following Gelpi, Feaver, and Reifler (2005), we expect that perceptions of legitimacy and effectiveness of the missions and actors drive public support for and warmth toward these operations. Furthermore, we consider how our identified factors may interact with one another. Most notably, it is likely that the instigating event may condition participants' perceptions of the other aspects of an intervention. For example, the public may support a specific actor intervening in response to a terrorist attack, but not a disease outbreak.

RESEARCH DESIGN

To test each of our hypotheses, we conduct a conjoint design survey experiment in which we observe how participants perceive distinct domestic uses of state coercive power. More specifically, we assess how factors such as the type of event, the type of actor, and the type of intervention matter for public perceptions of approval, legitimacy, and effectiveness. Conjoint design experiments have been employed to address a wide variety of issues across international relations, American politics, and comparative politics. The primary advantage of conjoint designs, when compared to more traditional factorial designs, is their ability to “assess the effect of one factor and compare this effect to the effect of various other factors” (Knudsen and Johannesson 2019, 2). Accordingly, they are particularly well suited to study outcomes that can have numerous contributing factors.

Survey Design

Participants in the survey read a series of vignettes in which they are told about “a government response to a domestic incident.” It is made clear to the respondents that “all situations are hypothetical.” After reading each vignette, participants answer a series of questions

⁸ This perception persists despite the evidence that the domestic use of military forces in the region increases civilian harms (Blair and Weintraub 2023; Flores-Macías and Zarkin 2021; 2024).

⁹ Research in this space primarily stems from comparative politics as well as the broader sociology and criminology/policing literature. These studies tend to look at how prominent or visible the weapons are (e.g., Flores-Macías and Zarkin 2022), that is, the actors are obviously armed.

meant to gauge their approval and feelings toward the situation, as well as their perceptions of the legitimacy and effectiveness of the use of coercive state power domestically (see Bell 1982; Burbach 2019; Johnson 2005). Please note that at no point in the survey do we use the term “coercive state power” when describing the situation to participants. Participants engage in three rounds of decision-making, viewing, and responding to three distinct randomly assigned treatments propagated using the Conjoint Design Survey Tool (Strezhnev et al. 2014).

The experiment is a $5 \times 4 \times 2 \times 2$ design allowing for 80 distinct combinations. The first treatment varies the type of event to which the state responds and has five levels: “a Category-5 Hurricane,” “a Black Lives Matter (BLM) protest,” “a Reopen America protest,”¹⁰ “a threat of multiple car bombs to be detonated by a terrorist organization,” and “an outbreak of a highly contagious and deadly disease.” For our analyses, we employ the Category-5 Hurricane response as the baseline category, as it is the most politically neutral. We include two distinct types of protests here to capture the ideological diversity of recent protests, with the BLM condition representing a left-leaning protest and the Reopen America condition representing a right-leaning protest. The second treatment considers the type of actor who responds to the event and has four levels: “the police,” “state-controlled National Guard personnel,” “the military,” and “active-duty military personnel.” Here, we employ the police as the baseline category. We use the police as our baseline as they are the default law enforcement and emergency response organization. For the sake of comprehension and accuracy, the vignette also indicates which authority invoked the responding actor.¹¹ We did this primarily to distinguish the federal actors (“the military” and “the active-duty military”) from the state actors (the National Guard). Future work could further investigate the specific question of whether the public responds differently to state versus federal use of National Guard forces. We also believe it is important to include both “the military” and “active-duty military personnel” as the military is a more ambiguous term that includes a host of personnel engaged in distinct activities and with different designations (such as the reserve component and the National Guard). Including both conditions will provide more insight on what the public thinks of when they hear “the military.” The third treatment focuses on the type of intervention performed by the responding actor and has two levels: “provide transportation and distribute supplies” and “maintain order.” The former serves as our baseline. The final treatment focuses on whether the responding actor is armed and has two levels: “unarmed” and “armed.” We employ unarmed as the baseline here.

¹⁰ Including both a left- and a right-affiliated protest allows us to test whether and how partisanship matters for beliefs about legitimacy and effectiveness.

¹¹ This consists of the President for the active-duty military and “the military” treatments, the Governor for the National Guard treatment, and mayors for the police treatment.

Measuring Outcomes of Interest

After reading each vignette, participants are asked a series of questions to gauge their approval of the intervention, as well as their perceptions of the legitimacy and effectiveness of the intervention. We measure each of these perceptions with multiple constructs, as this improves response reliability as well as external and internal validity (McDermott 2002). To this end, we purposely employ multiple DVs for each concept we measure. Furthermore, we derive each of our DVs from the literatures noted earlier. Work from studies in sociology and policing largely focus on perceptions of legitimacy, while studies from comparative politics instead examine questions of public confidence and perceptions of effectiveness. Accordingly, we include DVs that speak directly to these literatures. We measure each of our DVs on a 7-point scale, as they are more reliable and precise than 5-point scales (see Russo et al. 2021).

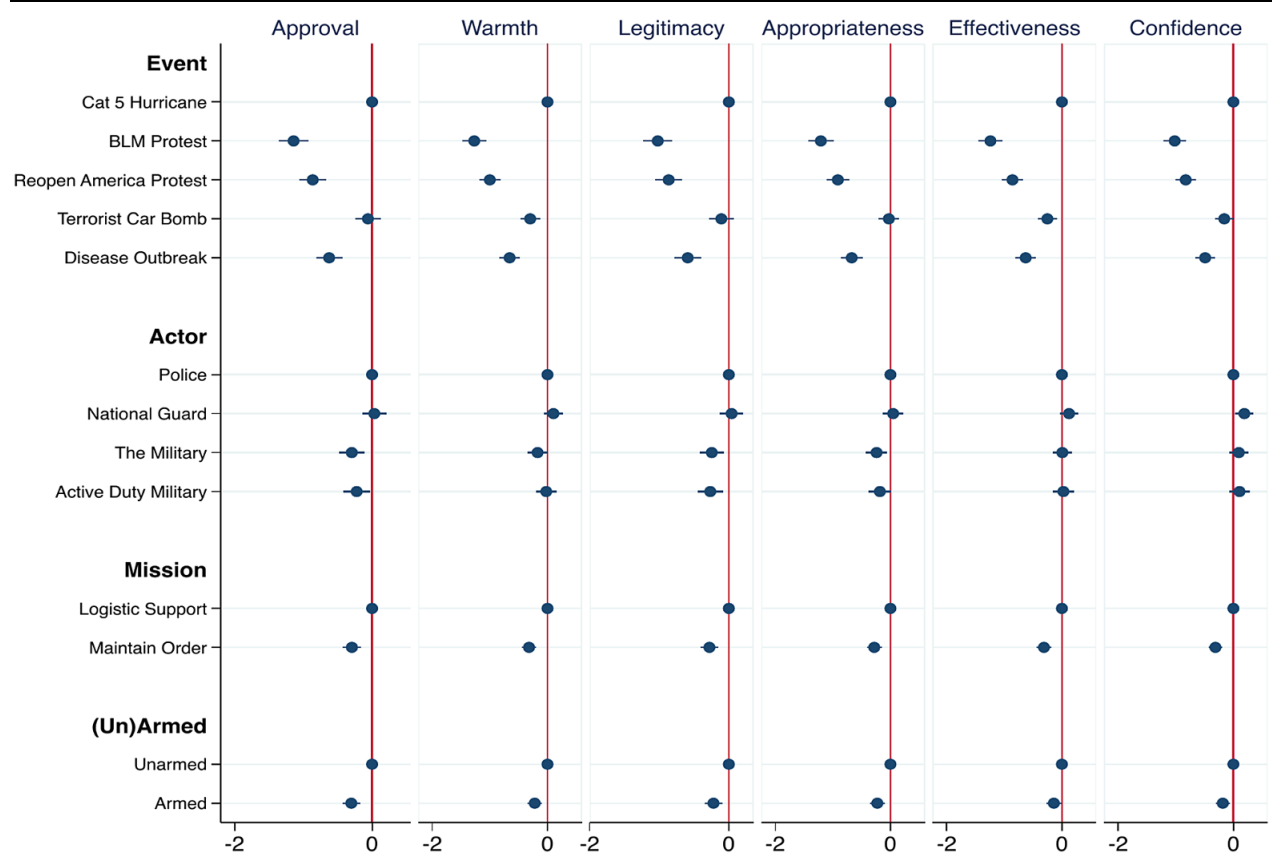
Regarding approval, we first ask participants whether they “approve” or “disapprove” of the intervention as a binary measure. We then follow this up by immediately asking their level of approval along a 7-point scale ranging from “strongly approve” to “strongly disapprove.” As an additional DV to measure participants’ approval, we ask participants how they “feel about this situation.” They are then able to rate their feelings on a 7-point scale ranging from “very warm or favorable” to “very cold or unfavorable.” The inclusion of this measure allows us to further gauge participants’ overall feelings toward the action.

In addition to approval, our main outcomes of interest focus on perceptions of effectiveness and legitimacy of the intervention. We measure effectiveness in two ways. First, participants are asked to indicate on a 7-point scale how “effective or ineffective” they think the action will be. Second, participants rate on a 7-point scale the extent to which they think the actor will do a “good or bad job in this situation.” Regarding legitimacy, we ask participants to directly rate on a 7-point scale how “legitimate or illegitimate” they think the action is. As a synonym for legitimacy, we also ask them to indicate on a 7-point scale how “appropriate or inappropriate” they think it is to deploy the actor in the given situation. These alternate wordings are used as a robustness check on sometimes difficult-to-interpret terms like “legitimacy” and “effectiveness.”

Additional Measures

In addition to measuring our primary outcomes of interest, we also include questions to gauge participants’ views on the government and civil liberties. We ask these after the treatments so as not to prime the participants. We also ask a standard battery of questions regarding ideology, partisanship, race/ethnicity, age, income, regional location, feelings toward Donald Trump, and whether the participant or an immediate family member has ever served in the armed forces or been a police officer. Research indicates that this number of decision tasks does not overwhelm participants

FIGURE 1. Perceptions of DVs



Note: Dots represent OLS estimates with 95% confidence intervals. Coefficients reflect the change in approval and warmth for each attribute relative to the baseline category. Baseline categories are depicted as dots without confidence intervals. Full regression results available in Supplementary Table 1A.

or undermine response quality and response rate (Bansak et al. 2018; Jenke et al. 2021).

Participant Selection and Demographics

We administered our survey through Qualtrics and used their panel service for participant recruitment. Our survey was IRB approved prior to launch and preregistered with EGAP prior to data analysis. Our sample consists of 1,241 US respondents which Qualtrics quota-sampled to match the census on age, education, and sex.¹² We fielded the survey between 28 July and 14 August 2020. A small pilot began on 28 July, and we fully launched the survey on 3 August. Our nation-wide sample is highly reflective of the US adult population and closely matches census data on key demographics. For example, 50.8% of our sample identify as female. Regarding partisanship, 36.7% of our sample identify as Democrats, while 29.3% identify as Republicans. Just under two-thirds of our sample (63.1%) have at least some college education and 11.4% of the sample hold a graduate degree.

¹² We contracted our sample at a rate of \$2.80 per participant.

RESULTS

Following Hainmueller and Hopkins (2015) and Hainmueller, Hopkins, and Yamamoto (2014), among others, the attributes presented to participants in the conjoint design were randomized. As is standard for conjoint design analyses, we estimate average marginal component effects (AMCEs). Each of the figures presented shows the point estimates and 95% confidence intervals of our regression analysis. As with other conjoint design analyses, the effects should be interpreted in relation to the reference levels shown in the figures. For each treatment, we chose what we believe to be the most neutral category as our baseline reference level.

We begin by first examining the unconditional AMCEs across each of our DVs, as shown in Figure 1. In doing so, we find remarkably consistent results. Most notably, participants view interventions in response to a BLM protest, a Reopen America protest, and a disease outbreak more negatively than in response to a Category-5 hurricane (the baseline), with these effects being statistically significant across each of our six DVs. Thus, participants are skeptical of interventions into politically motivated situations, such as

political protests, and these effects are particularly strong for the BLM protest treatment. We also find that participants are more skeptical of interventions focused on maintaining order (rather than providing logistic support) and that are armed (rather than unarmed), with these effects being negative and statistically significant when compared to the appropriate baseline across each of our six DVs. We also find some evidence that participants are more skeptical of interventions by the military, although these results are less consistent across our DVs.

These findings suggest that, even in a context of increased domestic uses of the military and significant negativity toward police forces, popular feeling is more skeptical of military versus police interventions. Furthermore, the public is rather skeptical of various types of militarized responses, including in that definition armed responses and order maintenance responses as well as intervention by a military actor. This raises questions about the direction in which policing has been moving for the last several decades, an issue we explore further in our concluding discussion. Overall, our findings thus far indicate that participants favor limited interventions, but that when interventions do occur, participants prefer: (i) authorities deploy local actors rather than military personnel, (ii) those actors be unarmed, and (iii) those actors provide logistical support rather than maintain order. Furthermore, the results of these analyses indicate that the substantive effects of event type are particularly strong, an issue which we explore in further detail below.

Disentangling the Role of Event Type

We expect that respondent's views on the type of intervention will vary by event. In our experimental construct, we assigned participants to be evenly distributed across event types. We, in some ways, model our different scenarios along Jentleson and Britton's (1998) three Principal Policy Objectives: a threatened terrorist attack is the most like a conventional and objective threat requiring some kind of policing response, à la their Foreign Policy Restraint. Protests of different political stripes are most like their Internal Political Change, involving valence issues and deeply subjective perceptions of threat, as well as less clarity about how useful or necessary coercive force will be. Natural disasters like hurricanes or pandemics are somewhat akin to their Humanitarian Interventions: clearly a need for some intervention but unclear who should do it.¹³

Thus, it is likely that the effects of our treatments may vary based on the type of event instigating the intervention. Indeed, our analysis of unconditional AMCEs (presented in Figure 1) indicates that varying the event type had the largest substantive effect on participant attitudes. We have no expectation that these events are

equally likely to occur in the real world. As a result, unconditional AMCEs may provide a misleading picture of the public's overall attitudes toward interventions. For example, numerous analysts noted the incredible disparity in police presence, and activity, between BLM protests and the January 6 insurrection at the Capitol (Booker 2021; Eligon 2021; Koerth 2021). Statistical evidence from the ACLED dataset shows that US police forces are more likely to intervene during left-wing protests than during right-wing protests and are more likely to use violence against the former, rather than the latter.¹⁴

Accordingly, we next focus our analysis on disaggregating the influence of our actor and mission type treatments by event type across each of our DVs. In doing so, we believe we can provide further insight into how the public makes calculations about their support for intervention into different instigating events. To examine the influence of event type, we once again estimate AMCEs, but we now disaggregate these effects based on the intervening event. In the figures that follow, we present the point estimates and 95% confidence intervals of our regression analyses. To get a better understanding of the substantive effects of our results, we also report unadjusted marginal means in the text in terms of scale points (sp), following reporting recommendations by Leeper, Hobolt, and Tilley (2020).¹⁵

Beginning with perceptions of approval, and as shown in Figure 2, we find that participants' approval of distinct types of intervention is correlated with the instigating event. Most notably, we see variation in approval based on the intervening actor. Use of the National Guard (as compared with the police) increases intervention approval by 0.54sp (CI: 0.58, 0.50; p : 0.002) in response to a Cat-5 hurricane, and by 0.49sp (CI: 0.51, 0.47; p : 0.014) in response to a disease outbreak. In contrast, use of the military reduces intervention approval by 0.89sp (CI: -0.89, -0.88; p : 0.000) in response to a BLM protest and by 0.55sp (CI: -0.61, -0.49; p : 0.009) in response to a Reopen America protest. Similarly, use of active-duty military personnel reduces intervention approval by 0.75sp (CI: -0.76, -0.75; p : 0.002) when deployed in response to a BLM protest and by 0.60sp (CI: -0.67, -0.53; p : 0.007) in response to a Reopen America Protest. Substantively, our results regarding BLM protests are particularly impactful here as this equates to a 23.4% reduction in approval when "the military" are deployed and a 19.9% reduction in approval when "active-duty military" are used. We also find that the use of such active-duty military personnel increases intervention approval by 0.42sp (CI: 0.43, 0.42; p : 0.040) when deployed during a disease outbreak.

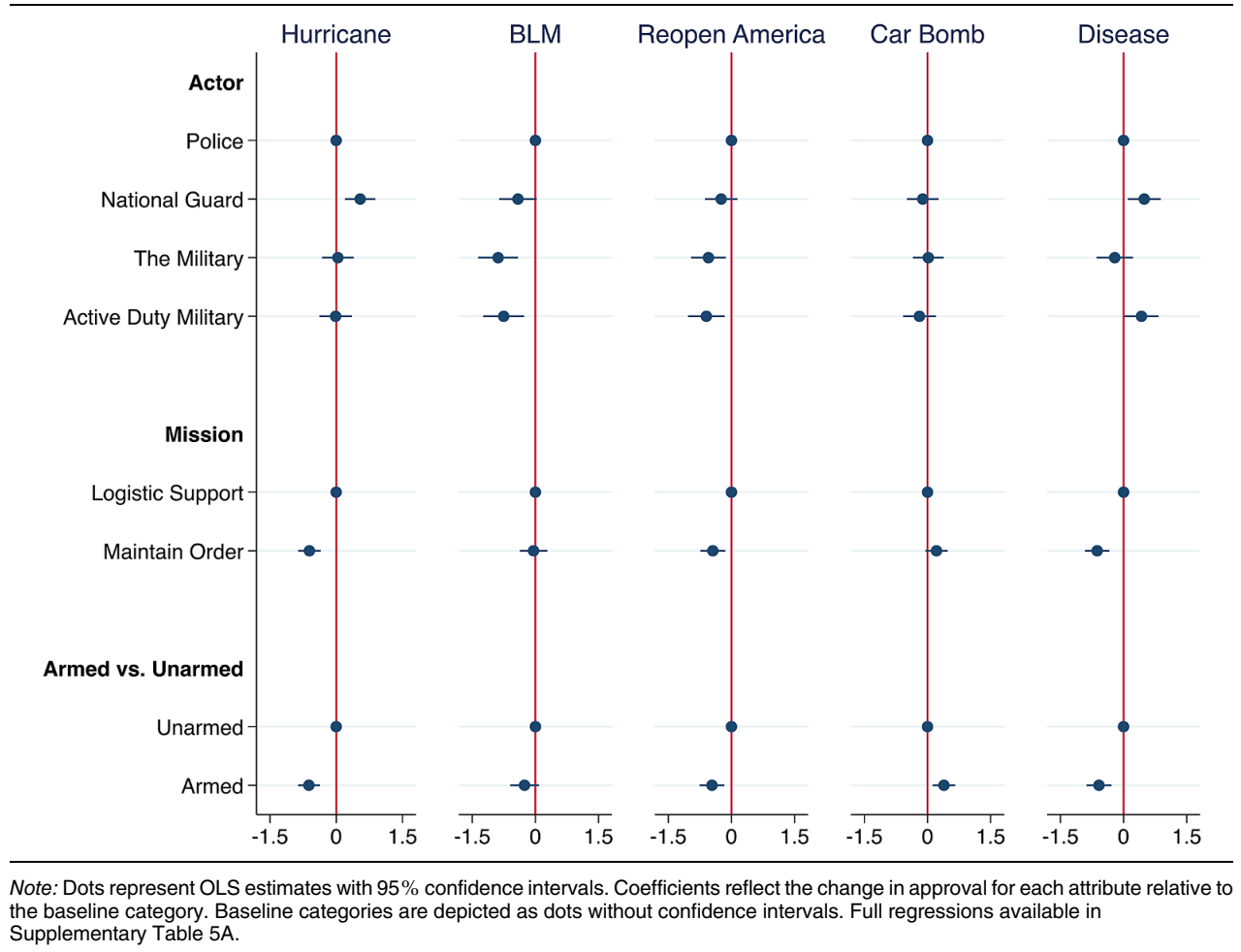
We next examine the effect of mission type and whether the intervening actor is (un)armed. We find that participants are more skeptical of missions focused

¹³ For readers wondering why we did not make the pandemic treatment the baseline, recent research indicates support for police responses to pandemics is often politically motivated (Nix, Ivanov, and Pickett 2021).

¹⁴ <https://acleddata.com/special-projects/us-crisis-monitor/>.

¹⁵ For similar reporting of conjoint results in the APSR, see Frederiksen (2022).

FIGURE 2. Approval by Intervention Event



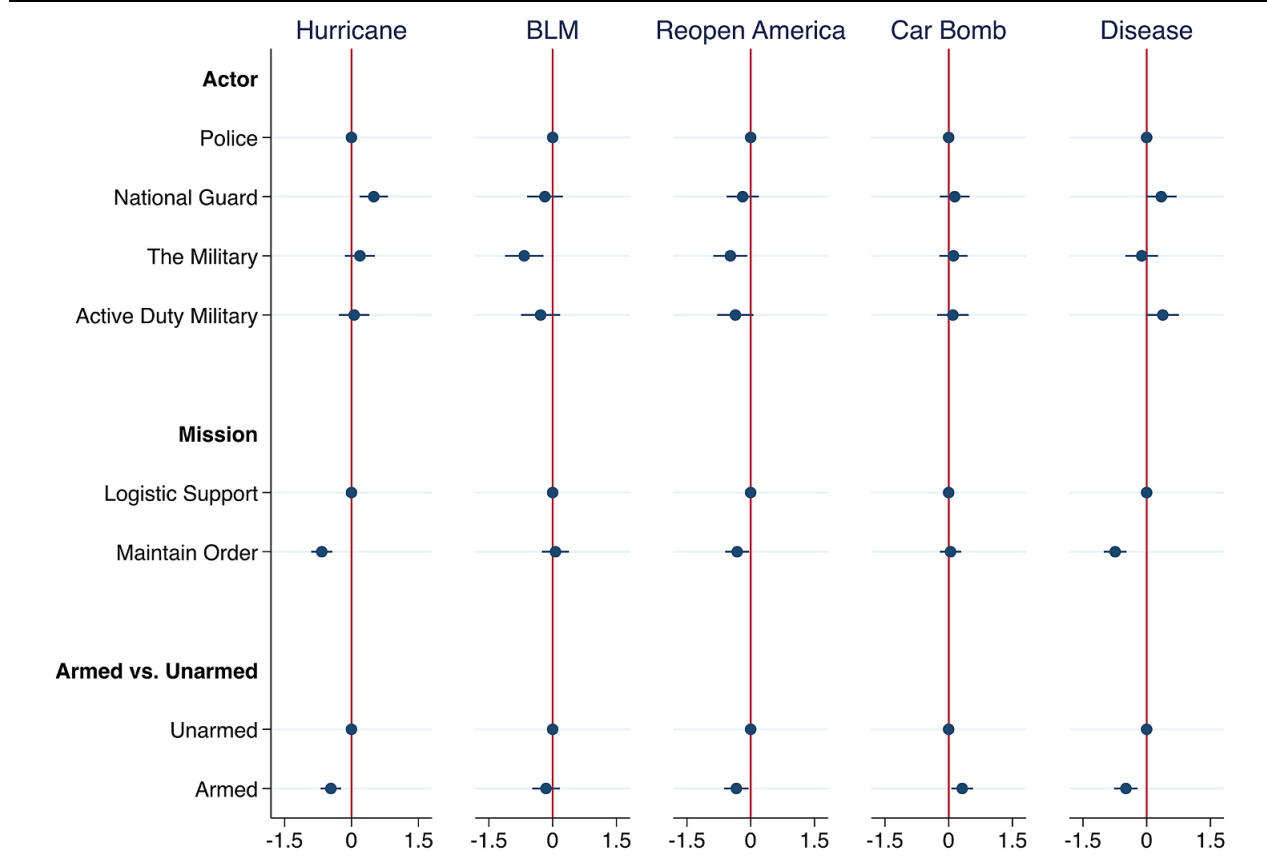
on maintaining order (when compared with those focused on logistical support). Here, order maintenance operations reduce approval by 0.61sp (CI: -0.63, -0.58; p : 0.000) when used in response to a Cat-5 hurricane, by 0.44sp (CI: -0.45, -0.44; p : 0.003) when deployed in response to a Reopen America protest, and by 0.63sp (CI: -0.64, -0.61; p : 0.000) when used during a disease outbreak. Armed interventions (when compared with unarmed interventions) also reduce approval by 0.62sp (CI: -0.64, -0.59; p : 0.000) when used in response to a Cat-5 hurricane, by 0.46sp (CI: -0.49, -0.44; p : 0.000) when deployed in response to a Reopen America protest, and by 0.58sp (CI: -0.63, -0.54; p : 0.002) when employed during a disease outbreak. In contrast, armed intervention increases approval by 0.39sp (CI: 0.42, 0.36; p : 0.004) when used in response to a terrorist car bomb threat. It is important to note that participants are *not* less likely to reduce their approval for order maintenance or armed interventions toward BLM protests, despite these factors reducing their approval when used toward Reopen America protests.

Our measure for warmth yields similar results, as shown in Figure 3. Here, we see that use of the National

Guard in response to a Cat-5 hurricane increases feelings of warmth by 0.50sp (CI: 0.54, 0.46; p : 0.002). In contrast, use of the military reduces feelings of warmth in response to a BLM protest by 0.67sp (CI: -0.68, -0.66; p : 0.004) and to a Reopen America Protest by 0.47sp (CI: -0.53, -0.43; p : 0.019). We also find order maintenance operations reduce feelings of warmth by 0.67sp (CI: -0.69, -0.64; p : 0.000) when used in response to a Cat-5 hurricane, by 0.32sp (CI: -0.31, -0.32; p : 0.029) when deployed toward a Reopen America protest, and by 0.74sp (CI: -0.77, -0.72; p : 0.000) when used during a disease outbreak. Armed intervention increases feelings of warmth by 0.32sp (CI: 0.34, 0.30; p : 0.015) when used in response to a terrorist car bomb, but such armed intervention reduces feelings of warmth by 0.46sp (CI: -0.48, -0.44; p : 0.000) during a Cat-5 hurricane, by 0.33sp (CI: -0.36, -0.32; p : 0.021) when deployed in response to a Reopen America Protest, and by 0.49sp (CI: -0.53, -0.44; p : 0.000) during a disease outbreak. Note that there once again is no statistical difference from the unarmed baseline for responding to a BLM protest.

Similarly, in Figures 4 and 5, we see that responding to a BLM protest with the military reduces perceptions

Downloaded from https://www.cambridge.org/core. IP address: 18.191.171.116, on 31 Jan 2025 at 11:37:51, subject to the Cambridge Core terms of use, available at https://www.cambridge.org/core/terms. https://doi.org/10.1017/S0003055424000339

FIGURE 3. Warmth by Intervention Event

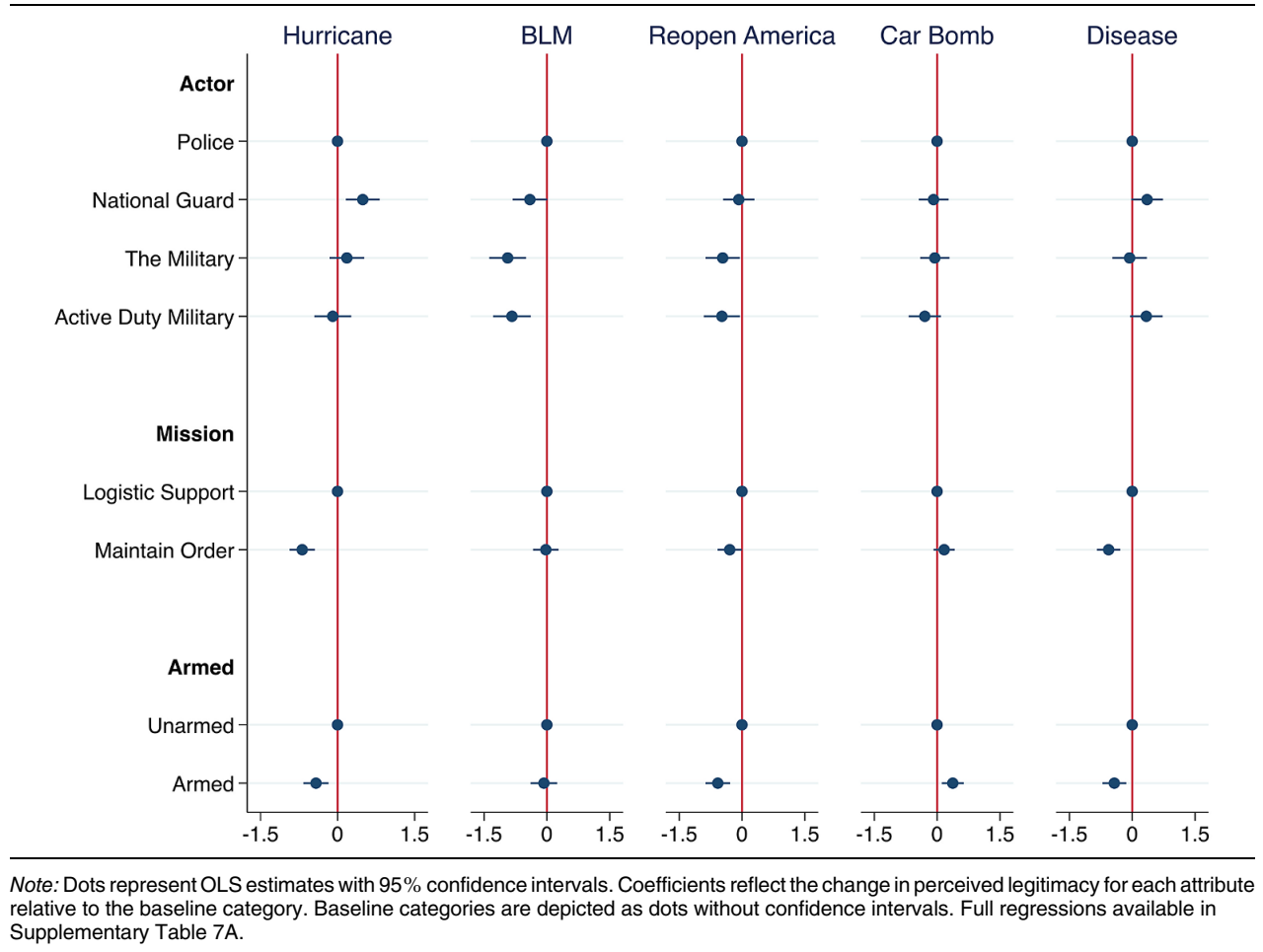
Note: Dots represent OLS estimates with 95% confidence intervals. Coefficients reflect the change in perceived legitimacy for each attribute relative to the baseline category. Baseline categories are depicted as dots without confidence intervals. Full regressions available in Supplementary Table 6A.

of legitimacy by 0.93sp (CI: $-0.97, -0.91$; $p: 0.000$) and appropriateness by 0.96sp (CI: $-0.98, -0.94$; $p: 0.000$), while responding with active-duty military personnel specifically reduces perceptions of legitimacy by 0.83sp (CI: $-0.87, -0.80$; $p: 0.000$) and appropriateness by 0.75sp (CI: $-0.77, -0.74$; $p: 0.002$). Substantively, these results are particularly impactful, as this equates to a 23.7% reduction in perceived legitimacy and a 25.5% reduction in perceived appropriateness when the military are deployed and a 21.1% reduction in perceived legitimacy and a 20.0% reduction in perceived appropriateness when active-duty military personnel are used. Likewise, responding to a Reopen America protest with the military reduces perceptions of legitimacy by 0.47sp (CI: $-0.52, -0.40$; $p: 0.028$) and appropriateness by 0.51sp (CI: $-0.56, -0.45$; $p: 0.016$), while responding with active-duty military personnel reduces perceptions of legitimacy by 0.48sp (CI: $-0.55, -0.41$; $p: 0.030$) and appropriateness by 0.49sp (CI: $-0.56, -0.41$; $p: 0.030$). In contrast, responding to a disease outbreak with the National Guard or active-duty military increases perceptions of appropriateness by 0.48sp (CI: $0.52, 0.43$; $p: 0.018$) and by 0.43sp (CI: $0.45, 0.39$; $p: 0.039$), respectively. We also find that employing the National Guard in response to a Cat-5 hurricane

increases perceptions of legitimacy by 0.49sp (CI: $0.51, 0.47$; $p: 0.004$) and appropriateness by 0.63sp (CI: $-0.66, -0.59$; $p: 0.000$).

In contrast, order maintenance interventions in response to a Cat-5 hurricane are viewed as 0.69sp less legitimate (CI: $-0.70, -0.67$; $p: 0.000$) and 0.68sp (CI: $-0.70, -0.66$; $p: 0.000$) less appropriate. Such interventions in response to disease outbreaks similarly are viewed as 0.56sp (CI: $-0.58, -0.55$; $p: 0.000$) less legitimate and 0.69sp (CI: $-0.71, -0.68$; $p: 0.000$) less appropriate. Similarly, order maintenance interventions in response to a Reopen America protest are viewed as 0.30sp less legitimate (CI: $-0.30, -0.29$; $p: 0.000$), but there is no statistically significant effect for appropriateness. Armed interventions reduce perceptions of legitimacy by 0.42sp (CI: $-0.43, -0.42$; $p: 0.001$) and appropriateness by 0.46sp (CI: $-0.48, -0.44$; $p: 0.000$) when used in response to a Cat-5 hurricane. They similarly reduce perceptions of legitimacy by 0.43sp (CI: $-0.48, -0.37$; $p: 0.003$) and appropriateness by 0.44sp (CI: $-0.49, -0.40$; $p: 0.003$) when deployed during a disease outbreak. Armed intervention in response to a Reopen America protest also reduces perceptions of legitimacy by 0.58sp (CI: $-0.60, -0.55$; $p: 0.000$) and appropriateness by 0.41sp (CI: $-0.43, -0.38$; $p: 0.008$).

FIGURE 4. Legitimacy by Intervention Event

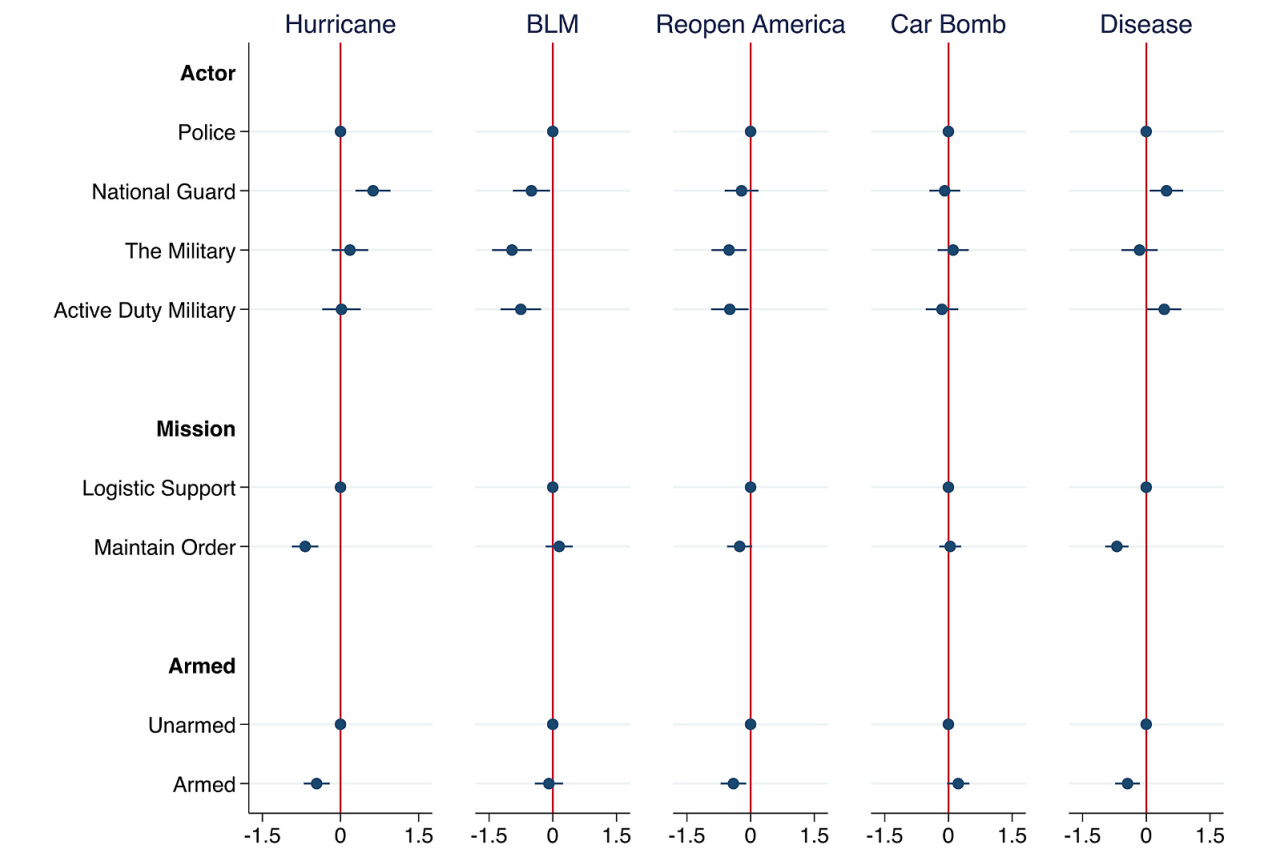


Notably, we find no such similar results for armed intervention into a BLM protest. Finally, such armed interventions increase perceptions of legitimacy by 0.38sp (CI: 0.40, 0.35; p : 0.005) when used in response to a terrorist car bomb.

Finally, we turn to our results regarding perceptions of effectiveness and participants' confidence that the intervening actor will do a good job, as shown in Figures 6 and 7. Here, we find that responding to a Cat-5 hurricane with the National Guard increases perceptions of effectiveness by 0.59sp (CI: 0.62, 0.55; p : 0.000) and increases confidence that the intervening actor will do a good job by 0.60sp (CI: 0.64, 0.55; p : 0.000). Responding to a Cat-5 hurricane with the military also increases such confidence by 0.45sp (CI: 0.47, 0.42; p : 0.006). Similarly, deploying the National Guard or active-duty military personnel in response to a disease outbreak increases perceptions of effectiveness by 0.41sp (CI: 0.44, 0.39; p : 0.026) and by 0.53sp (CI: 0.54, 0.53; p : 0.006), respectively, but is not statistically significant for confidence in job quality. Conversely, responding to a BLM protest with the military reduces perceptions of effectiveness by 0.55sp (CI: -0.56, -0.54; p : 0.015).

Regarding the influence of order maintenance operations, we find that employing such operations in

response to a Cat-5 hurricane reduces perceptions of effectiveness by 0.60sp (CI: -0.63, -0.57; p : 0.000) and confidence in job quality by 0.61sp (CI: -0.64, -0.58; p : 0.000). Similarly, such operations reduce perceptions of effectiveness by 0.47sp (CI: -0.49, -0.46; p : 0.001) and confidence in job quality by 0.29sp (CI: -0.29, -0.29; p : 0.037) when deployed in response to a Reopen America protest. Participants are also skeptical of such operations when used during a disease outbreak, as effectiveness decreases by 0.77sp (CI: -0.81, -0.75; p : 0.000) and confidence in job quality decreases by 0.71sp (CI: -0.73, -0.69; p : 0.000) when compared to the baseline. Finally, we find that armed interventions significantly influence perceptions of effectiveness and confidence in job quality for each of the event types *except* for a BLM protest. Here, armed interventions reduce effectiveness by 0.39sp (CI: -0.40, -0.37; p : 0.001) in response to a Cat-5 hurricane, by 0.30sp (CI: -0.32, -0.29; p : 0.035) in response to a Reopen America Protest, and by 0.33sp (CI: -0.37, -0.29; p : 0.019) during a disease outbreak. Armed interventions also reduce confidence that the actor will do a good job by 0.36sp (CI: -0.39, -0.34; p : 0.002) when used in response to a Cat-5 hurricane, by 0.42sp (CI: -0.44, -0.39; p : 0.003) in response to a Reopen America Protest, and by 0.47sp

FIGURE 5. Appropriateness by Intervention Event

Note: Dots represent OLS estimates with 95% confidence intervals. Coefficients reflect the change in perceived appropriateness for each attribute relative to the baseline category. Baseline categories are depicted as dots without confidence intervals. Full regressions available in Supplementary Table 8A.

(CI: $-0.51, -0.42$; $p: 0.000$) during a disease outbreak. In contrast, armed interventions increase perceptions of effectiveness by $0.43sp$ (CI: $0.44, 0.41$; $p: 0.001$) and confidence in job quality by $0.37sp$ (CI: $0.39, 0.36$; $p: 0.002$) when deployed in response to a terrorist car bomb.

As a whole, these results inform us about how the public views the role of the National Guard and other military actors. Most notably, our findings indicate that participants are most supportive of the use of the National Guard in response to humanitarian crises, like mass weather events and disease outbreaks. Our results also suggest that participants are indeed able to distinguish between different types of military actors and weigh the use of these actors based on the instigating event.¹⁶ Participants are largely skeptical of the use of military actors in response to domestic political protests. Yet, it is troubling (if not disturbing) that

¹⁶ Our results for “the military” and “active-duty military” are largely indistinguishable, with some caveats. Overall, participants seem to be more supportive of the use of active-duty military personnel in response to a disease outbreak and more skeptical of the use of “the military” in response to a BLM protest; yet, there is quite a bit of variance here based on the DV being measured.

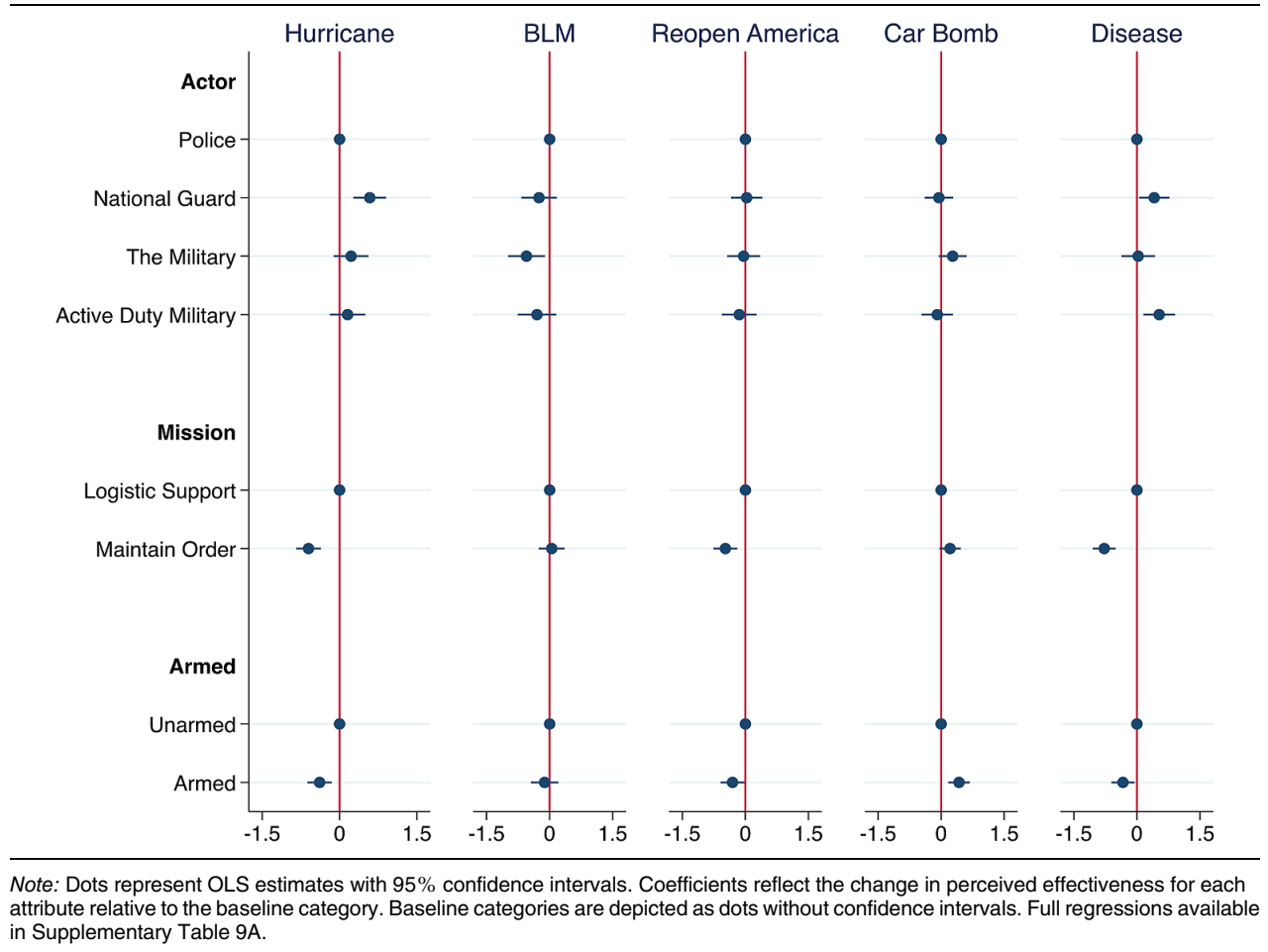
participants are critical of the use of armed interventions in response to Reopen America protests, but *not* in response to BLM protests. Similarly, we find evidence (albeit less consistently so) that participants are less critical of order maintenance operations when used during BLM protests. We explore each of these findings and their policy implications further in the conclusion.

Additional Analyses

We next (briefly) explore the mechanisms that might be driving participants’ approval, beyond the conditioning effect of event type. As argued by Gelpi, Feaver, and Reifler (2005; 2009), support for military operations depends on perceptions of legitimacy and, even more importantly, the likelihood of success (see also Eichenberg 2005).¹⁷ Accordingly, we consider how participants’ perceptions of legitimacy and appropriateness as well as effectiveness and job quality may influence their approval and general feeling toward an intervention.

¹⁷ However, Berinsky (2009) notes that this has less to do with actual success than with beliefs about prospective success shaped by elite framing.

FIGURE 6. Effectiveness by Intervention Event



As shown in Supplementary Figures 1A and 2A, we find that participants' approval and warmth are indeed significantly associated with perceptions of legitimacy, appropriateness, effectiveness, and job quality. Participants who view the intervention as legitimate, appropriate, effective, or who think the intervening actor will do a good job have significantly higher approval and warmth ratings of the situation, even when controlling for treatment effects.¹⁸ Conversely, participants who perceive the intervention to be illegitimate, inappropriate, ineffective, or who think the intervening actor will do a bad job exhibit significantly lower approval and warmth ratings of the situation, even when controlling for treatment effects.¹⁹ While we cannot draw conclusions about the causal direction of these associations, our findings are consistent with the argument that the public makes a cost-benefit calculation with respect to supporting domestic operations, similar to the one they make for foreign operations. That is, they take into consideration legitimacy and likely effectiveness when weighing

whether to approve, rather than simply approving or disapproving all such state actions.

We also consider how our results may vary based on two additional factors: the partisanship and race/ethnicity of participants. We believe that, given the politically sensitive nature of the treatments and the strong findings across the American politics literature regarding the effects of partisanship and race/ethnicity on political preferences, it is important to include these variables in our analyses. There is little reason to believe that participants' responses to questions regarding their partisanship or race/ethnicity (which we asked post-treatment) will be influenced by the treatments or their responses to our dependent variables.²⁰

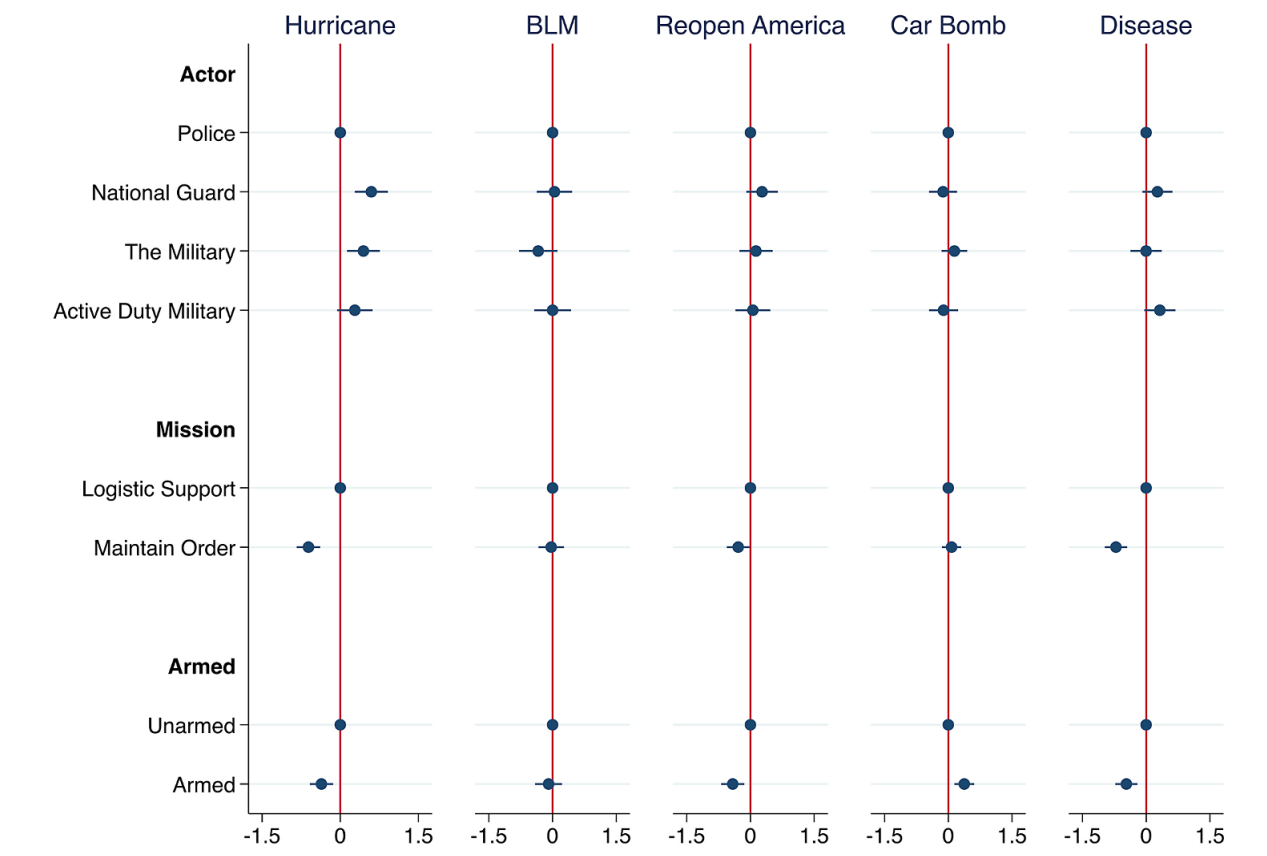
Our results, available in Supplementary Table 2A, show that there are indeed some distinctions between

¹⁸ Each of these effects is significant at the 0.001 level.

¹⁹ Each of these is significant at the 0.001 level, except for the influence of the belief that an intervention will be ineffective on approval, which is significant at the 0.01 level.

²⁰ Randomization into the treatment conditions means that the experimental factors are orthogonal to the demographic covariates by design. Scholars caution that researchers should not condition their analyses on post-treatment variables as this can introduce post-treatment bias into the results, undermining the base logic of experimental design (see Montgomery, Nyhan, and Torres 2018). However, responses to partisanship and race are unlikely to be affected by participants' responses to the treatment. Accordingly, we do not believe this introduces post-treatment bias.

Downloaded from https://www.cambridge.org/core. IP address: 18.191.171.116, on 31 Jan 2025 at 11:37:51, subject to the Cambridge Core terms of use, available at https://www.cambridge.org/core/terms. https://doi.org/10.1017/S0003055424000339

FIGURE 7. Confidence in Job Quality by Intervention Event

Note: Dots represent OLS estimates with 95% confidence intervals. Coefficients reflect the change in perception that the actor will do a good/bad job for each attribute relative to the baseline category. Baseline categories are depicted as dots without confidence intervals. Full regressions available in Supplementary Table 10A.

the perceptions of Republicans and Democrats. Republicans are significantly more likely than Democrats to approve of interventions into BLM protests ($p: 0.000$) and Reopen America Protests ($p: 0.002$). They are also significantly more likely to approve of interventions that employ the National Guard ($p: 0.017$) or the military ($p: 0.000$), as well as order maintenance ($p: 0.001$) and armed ($p: 0.000$) interventions. Additional analyses of each of the remaining primary outcomes of interest confirm these results. Regarding race/ethnicity, we find little evidence that white respondents exhibit distinct preferences in response to our treatments when compared to either Black respondents or all respondents of color, as shown in Supplementary Tables 3A and 4A.²¹

CONCLUSIONS

Our study finds remarkably consistent evidence across our survey experiment that US participants prefer

more limited uses of the state's coercive apparatus domestically, apart from preferring armed responses to a threatened terrorist attack. Furthermore, we find consistent support for each of our preregistered hypotheses. First, compared to a hurricane, participants are overall less supportive of interventions in response to a BLM protest, to a Reopen America protest, or to a disease outbreak, demonstrating that the instigating event is important (H_1). Second, there is clear evidence that respondents prefer that local police or the National Guard conduct these interventions, rather than federal military forces, indicating that the type of actor conducting the intervention matters (H_2). These effects appear to be especially pronounced for responses to disease outbreaks, natural disasters (where participants prefer the use of the National Guard over the police), and for interventions into political protests (where participants prefer the use of the police over the military). Third, participants are further skeptical of interventions that focus on maintaining order, providing evidence that the mission type is a critical factor in public perceptions (H_3). Furthermore, participants are particularly skeptical of order maintenance operations in response to natural disasters, disease outbreaks, or a Reopen America Protest.

²¹ Further analyses comparing white versus Black participants or all participants of color with results broken down by event type confirms no significant differences between these groups.

Fourth, and finally, we also find that participants prefer intervening actors be unarmed (with the exception of response to terrorist threats), indicating that the type of intervention also matters (H_4). Additional tests reveal that partisanship can be an important factor influencing these perceptions. Republican respondents are more likely to support interventions during political protests (regardless of the political valence of the protest), order maintenance interventions, and armed interventions. However, we find little evidence that respondent race/ethnicity is associated with distinct perceptions (in contrast to Carey and Cisneros 2023).

Our study carries critical implications for both scholars and policymakers. First, our argument and results speak to the broader questions of public trust and confidence in the military, particularly from an Americanist and IR perspective. We find that participants in our experiment viewed intervention by “the military” or “the active-duty military” as less desirable or legitimate than one conducted by the police. Yet most studies of public trust in the military across IR (and foreign policy analysis) or American politics fail to consider the domestic role the military plays, particularly in an era of heightened partisan polarization in the USA. This indicates a need for scholars to delve more deeply into the relationships between public beliefs about actor legitimacy and proper role conceptions and the public’s actual experiences with different actors in different scenarios. It will be important to untangle how the characteristics of such situational uses may influence public perceptions of the armed forces, or indeed, vice versa (Bradford, Milani, and Jackson 2017).

While scholars have long recognized that the public is not monolithic in its support for the military institution, our study shows that we also need to consider the role of the context of military action in such public perceptions. Respondents generally viewed the National Guard as either equally legitimate/appropriate/effective as the police, or slightly better. This indicates that the public potentially do differentiate between “the military” and the National Guard, and that they recognize a distinction in their roles and missions. We do caveat, however, that in our survey the National Guard treatment stated that they were sent in by the governor, and participants may be responding to that prompt rather than, or in addition to, the National Guard prompt itself. More research is needed to understand what the public knows or believes about the National Guard. Still, our results point to support from participants for the use of the National Guard in response to natural disasters and disease outbreaks.

Second, our study speaks to current public debates regarding the influence of police militarization on public policy and domestic support of the police and other armed actors. In this regard, our research supports other work that indicates that the public generally objects to intrusive, armed, order maintenance interventions. Yet, we show that partisanship is a sharp divider of opinion, as Republicans are more accepting of this type of intervention than others. Furthermore, they are more accepting of these types of interventions

in response to protests. Third, and relatedly, the results of our study lend a word of caution to future work on these issues. Our work reiterates the need for public opinion studies on civil-military and civil-police relations within the USA, as well as more work on the perceptions of and beliefs about the National Guard. We urge scholars to consider how the norms in each realm may differ. In particular, we see the need for more scholarship on how the public views the appropriate roles of each actor. One could argue that the increased use of the military in the US domestic context could lead to a “hollowing out” of civil-military relations (see Zaverucha 2000), which should be of keen interest to both scholars and policymakers. Yet, unlike work focusing on Latin American politics, our research indicates that the US public is less trusting of the use of military forces domestically. Thus, we encourage future work to consider how the state of civil-military relations across different countries (or regions) may influence perceptions of domestic uses of state force.

Finally, and relatedly, our study carries important policy implications, particularly regarding recent trends in police militarization as well as debates over the use of federal forces domestically and the professionalization of the National Guard (see Burbach, Cohn, and Lupton 2020; Lupton, Burbach, and Cohn 2020). Participants in our study clearly did not believe that military forces are an appropriate substitute for police forces, despite broad public trust in the military and despite concerns about police tactics more broadly. Even with suggestive evidence that domestic uses of the military or National Guard do not dampen public support of the military as an institution (Cohn 2022; Snyder 2020), our research shows that popular feeling is *ex ante* skeptical of both the appropriateness and effectiveness of such uses of military personnel. We find the public is skeptical of militarized responses, including armed responses, order maintenance responses, and responses by federal military personnel. Accordingly, this raises serious questions and intense doubt about the direction in which policing has been moving for the past several decades, and about the willingness of the executive to employ federal forces domestically.

SUPPLEMENTARY MATERIAL

To view supplementary material for this article, please visit <http://doi.org/10.1017/S0003055424000339>.

DATA AVAILABILITY STATEMENT

Research documentation and data that support the findings of this study are openly available at the American Political Science Review Dataverse: <https://doi.org/10.7910/DVN/UY2GRM>.

ACKNOWLEDGEMENTS

Thank you to the editors and reviewers for their comments on the manuscript. Thank you also to the

audiences and discussants at the MIT Security Studies Program Seminar, the 2021 ERGOMAS, CDSN, & CSMS Total Defence Force Workshop, the 2021 IUS Meeting, and the 2021 and 2022 International Studies Association Annual Meetings. The project was preregistered with EGAP prior to analysis. All views are the authors' own and do not represent the views of their employers.

AUTHOR CONTRIBUTIONS

All authors contributed equally to this work.

FUNDING STATEMENT

Funding for this project was provided by Colgate University's Research Council and the American Political Science Association.

CONFLICT OF INTEREST

The authors declare no ethical issues or conflicts of interest in this research.

ETHICAL STANDARDS

The authors declare the human subjects research in this article was reviewed and approved by Colgate University (#EM-S20-30). The authors affirm that this article adheres to the principles concerning research with human participants laid out in APSA's Principles and Guidance on Human Subject Research (2020).

REFERENCES

- Bansak, Kirk, Jens Hainmueller, Daniel Hopkins, and Teppei Yamamoto. 2018. "The Number of Choice Tasks and Survey Satisficing in Conjoint Experiments." *Political Analysis* 26 (1): 112–9.
- Bartels, Larry. 2002. "Beyond the Running Tally: Partisan Bias in Political Perceptions." *Political Behavior* 24 (2): 117–50.
- Baum, Matthew, and Tim Groeling. 2010. "Reality Asserts Itself: Public Opinion on Iraq and the Elasticity of Reality." *International Organization* 64 (3): 443–79.
- Beetham, David. 1991. "Max Weber and the Legitimacy of the Modern State." *Analyse und Kritik* 13 (1): 34–45.
- Bell, Daniel. 1982. "Police Uniforms, Attitudes, and Citizens." *Journal of Criminal Justice* 10 (1): 45–55.
- Berinsky, Adam. 2007. "Assuming the Costs of War: Events, Elites, and American Public Support for Military Conflict." *Journal of Politics* 69 (4): 975–97.
- Berinsky, Adam. 2009. *In Time of War: Understanding American Public Opinion from World War II to Iraq*. Chicago, IL: University of Chicago Press.
- Berndtsson, Joakim, and Sofia Ledberg. 2023. "Domestic Military Deployments – Sweden." Paper presented at the IUS Biennial Meeting.
- Bieler, Sam. 2016. "Police Militarization in the USA: The State of the Field." *Policing* 39 (4): 586–600.

- Blair, Robert, and Michael Weintraub. 2023. "Little Evidence that Military Policing Reduces Crime or Improves Human Security." *Nature Human Behaviour* 7: 861–73.
- Blankshain, Jessica. 2021. "Who Has 'Skin in the Game' The Implications of an Operational Reserve for Civil-Military Relations." In *Reconsidering American Civil-Military Relations: The Military, Society, Politics, and Modern War*, eds. Lionel Beehner, Risa Brooks, and Daniel Mauer, 97–114. New York: Oxford University Press.
- Blankshain, Jessica, Lindsay P. Cohn, and Denielle L. Lupton. 2024. "Replication Data for: I'm from the Government, and I'm Here to Help: Public Perceptions of Coercive State Power." Harvard Dataverse. Dataset. <https://doi.org/10.7910/DVN/UY2GRM>.
- Booker, Brakkton. 2021. "Protests in Black and White, and the Different Response of Law Enforcement." *NPR*. January 7.
- Bottoms, Anthony, and Justice Tankebe. 2012. "Beyond Procedural Justice: A Dialogic Approach to Legitimacy in Criminal Justice." *The Journal of Criminal Law and Criminology* 102 (1): 119–70.
- Bradford, Ben, Jenna Milani, and Jonathan Jackson. 2017. "Identity, Legitimacy, and 'Making Sense' of Police Use of Force." *Policing* 40 (3): 614–27.
- Burbach, David. 2019. "Partisan Dimensions of Confidence in the U.S. Military, 1973–2016." *Armed Forces & Society* 45 (2): 211–33.
- Burbach, David, Lindsay Cohn, and Danielle Lupton. 2020. "What's Happening in Portland Could Hurt Civilian Control of the Military. Here's How." *The Washington Post's Monkey Cage*, July 29.
- Carey, Tony, and Ángel Saavedra Cisneros. 2023. "Policing Protest: An Examination of Support for Police Suppression of Protest." *PS: Political Science & Politics* 56 (2): 234–9.
- Caverley, Jonathan. 2014. *Democratic Militarism: Voting, Wealth, and War*. Cambridge: Cambridge University Press.
- Coakley, Robert. 1988. *The Role of Federal Military Forces in Domestic Disorders, 1789–1878*. Washington, DC: Government Printing Office.
- Cohn, Lindsay. 2020. "Militarization of the Police." *Political Violence at a Glance*, March 25.
- Cohn, Lindsay. 2022. "To Execute the Laws of the Union: Domestic Use of Federal Military Force in the United States." In *Military Operation and Engagement in the Domestic Jurisdiction: Comparative Call-out Laws*, eds. Pauline Collins and Rosalie Arcala Hall, 57–90. Leiden, Netherlands: Brill-Nijhoff.
- Curtice, Travis, and Brandon Behlendorf. 2021. "Street-Level Repression: Protest, Policing, and Dissent in Uganda." *Journal of Conflict Resolution* 65 (1): 166–94.
- De Bruin, Erica, and Zachary Karabatak. 2022. "Militarized Policing in the Middle East and North Africa." *Journal of the Middle East and Africa* 13 (1): 93–110.
- Durán, Marién, Enriqueta Expósito, Guillermo López, and Rafa Martínez. 2023. "Spanish Military Deployments During the COVID-19 Pandemic." Paper presented at the IUS Biennial Meeting.
- Eichenberg, Richard. 2005. "Victory Has Many Friends: US Public Opinion and the Use of Military Force, 1981–2005." *International Security* 30 (1): 140–77.
- Eligon, John. 2021. "Racial Double Standard of Capitol Police Draws Outcry." *The New York Times*, January 8.
- Esterhuysen, Abel. 2019. "The Domestic Deployment of the Military in a Democratic South Africa: Time for a Debate." *African Security Review* 28 (1): 3–18.
- Fagan, Jeffrey, and Garth Davies. 2000. "Street Stops and Broken Windows: Terry, Race, and Disorder in New York City." *Fordham Urban Law Journal* 28 (2): 457–504.
- Flores-Macías, Gustavo, and Sarah Kreps. 2017. "Borrowing Support for War: The Effect of War Finance on Public Attitudes toward Conflict." *Journal of Conflict Resolution* 61 (5): 997–1020.
- Flores-Macías, Gustavo, and Jessica Zarkin. 2021. "The Militarization of Law Enforcement: Evidence from Latin America." *Perspectives on Politics* 19 (2): 519–38.
- Flores-Macías, Gustavo, and Jessica Zarkin. 2022. "Militarization and Perceptions of Law Enforcement in the Developing World: Evidence from a Conjoint Experiment in Mexico." *British Journal of Political Science* 52 (3): 1377–97.

- Flores-Macías, Gustavo, and Jessica Zarkin. 2024. "The Consequences of Militarized Policing for Human Rights: Evidence from Mexico." *Comparative Political Studies* 57 (3): 387–418.
- Frederiksen, Kristian. 2022. "Does Competence Make Citizens Tolerate Undemocratic Behavior?" *American Political Science Review* 116 (3): 1157–3.
- Gartner, Scott Sigmund, and Gary Segura. 1998. "War, Casualties, and Public Opinion." *Journal of Conflict Resolution* 42 (3): 278–300.
- Gau, Jacinta, and Rod Brunson. 2010. "Procedural Justice and Order Maintenance Policing: A Study of Inner-City Young Men's Perceptions of Police Legitimacy." *Justice Quarterly* 27 (2): 255–79.
- Gelpi, Christopher, Peter Feaver, and Jason Reifler. 2005. "Success Matters: Casualty Sensitivity and the War in Iraq." *International Security* 30 (3): 7–46.
- Gelpi, Christopher, Peter Feaver, and Jason Reifler. 2009. *Paying the Human Costs of War: American Public Opinion and Casualties in Military Conflicts*. Princeton, NJ: Princeton University Press.
- Hainmueller, Jens, and Daniel Hopkins. 2015. "The Hidden American Immigration Consensus: A Conjoint Analysis of Attitudes toward Immigrants." *American Journal of Political Science* 59 (3): 529–48.
- Hainmueller, Jens, Daniel Hopkins, and Teppei Yamamoto. 2014. "Causal Inference in Conjoint Analysis: Understanding Multidimensional Choices Via Stated Preference Experiments." *Political Analysis* 22 (1): 1–30.
- Harig, Christoph. 2020. "Soldiers in Police Roles." *Policing and Society* 30 (9): 1097–114.
- Harig, Christoph. 2022. "Militarisation by Popular Demand? Explaining the Politics of Internal Military Roles in Brazil." *Bulletin of Latin American Research* 41 (3): 465–82.
- Harig, Christoph, Nicole Jenne, and Chiara Ruffa. 2022. "Operational Experiences, Military Role Conceptions, and their Influence on Civil-Military Relations." *European Journal of International Security* 7 (1): 1–17.
- Holsti, Ole. 2004. *Public Opinion and American Foreign Policy*. Ann Arbor: University of Michigan Press.
- Horowitz, Michael, and Matthew Levendusky. 2011. "Drafting Support for War: Conscription and Mass Support for Warfare." *Journal of Politics* 73 (2): 524–34.
- Jackson, Jonathan, Aziz Huq, Ben Bradford, and Tom Tyler. 2013. "Monopolizing Force? Police Legitimacy and Public Attitudes toward the Acceptability of Violence." *Psychology, Public Policy, and Law* 19 (4): 479–97.
- Jenke, Libby, Kirk Bansak, Jens Hainmueller, and Dominik Hangartner. 2021. "Using Eye-Tracking to Understand Decision-Making in Conjoint Experiments." *Political Analysis* 29 (1): 75–101.
- Jenne, Nicole, and Rafael Martinez. 2022. "Domestic Military Missions in Latin America: Civil-Military Relations and the Perpetuation of Democratic Deficits." *European Journal of International Security* 7 (1): 58–83.
- Jentleson, Bruce. 1992. "The Pretty Prudent Public: Post-Vietnam American Opinion on the Use of Military Force." *International Studies Quarterly* 36 (1): 49–73.
- Jentleson, Bruce, and Rebecca Britton. 1998. "Still Pretty Prudent: Post-Cold War American Public Opinion on the Use of Military Force." *Journal of Conflict Resolution* 42 (4): 395–417.
- Johnson, Richard. 2005. "Police Uniform Color and Citizen Impression Formation." *Journal of Police and Criminal Psychology* 20 (2): 58–66.
- Kelling, George, and James Wilson. 1982. "Broken Windows." *The Atlantic* (March): 28–38.
- Kennedy, Brian, Alec Tyson, and Cary Funk. 2022. "Americans' Trust in Scientists, Other Groups Declines." *Pew Research Center*, February 15.
- Kiratli, Osman. 2023. "Policy Objective of Military Intervention and Public Attitudes: A Conjoint Experiment from US and Turkey." *Political Behavior*. <https://doi.org/10.1007/s11109-023-09871-0>.
- Kleinfeld, Rachel. 2021. "The Rise of Political Violence in the United States." *Journal of Democracy* 32 (4): 160–76.
- Knudsen, Erik, and Mikael Johannesson. 2019. "Beyond the Limits of Survey Experiments: How Conjoint Designs Advance Causal Inference in Political Communication Research." *Political Communication* 36 (2): 259–71.
- Koerth, Maggie. 2021. "The Police's Tepid Response to The Capitol Breach Wasn't an Aberration." *FiveThirtyEight*, January 7.
- Kraska, Peter. 2007. "Militarization and Policing – Its Relevance to 21st Century Police." *Policing* 1 (4): 501–13.
- Kriner, Douglas, Breanna Lechase, and Rosella Cappella Zielinski. 2018. "Self-Interest, Partisanship, and the Conditional Influence of Taxation on Support for War in the USA." *Conflict Management and Peace Science* 35 (1): 43–64.
- Laurie, Clayton, and Ronald Cole. 1997. *The Role of Federal Military Forces in Domestic Disorders, 1877–1945*. Washington, DC: Government Printing Office.
- Leeper, Thomas, Sara Hobolt, and James Tilley. 2020. "Measuring Subgroup Preferences in Conjoint Experiments." *Political Analysis* 28 (2): 207–21.
- Lupton, Danielle, David Burbach, and Lindsay Cohn. 2020. "Authoritarian Tactics on U.S. Soil." *Political Violence at a Glance*, August 5.
- Lupton, Danielle, and Clayton Webb. 2022. "Wither Elites? The Role of Elite Credibility and Knowledge in Public Perceptions of Foreign Policy." *International Studies Quarterly* 66 (3): sqac057.
- Margulies, Max, and Jessica Blankshain. 2022. "Specific Sources of Trust in Generals: Individual-Level Trust in the U.S. Military." *Daedalus* 151 (4): 254–75.
- McCluskey, John, Stephen Mastrofski, and Roger Parks. 1999. "To Acquiesce or Rebel: Predicting Citizen Compliance with Police Requests." *Police Quarterly* 2 (4): 389–416.
- McDermott, Rose. 2002. "Experimental Methods in Political Science." *Annual Review of Political Science* 5: 31–61.
- Metcalf, Christi, and Justin Pickett. 2022. "Public Fear of Protesters and Support for Protest Policing: An Experimental Test of Two Theoretical Models." *Criminology* 60 (1): 60–89.
- Montgomery, Jacob, Brendan Nyhan, and Michelle Torres. 2018. "How Conditioning on Posttreatment Variables Can Ruin your Experiment and What to Do about it." *American Journal of Political Science* 62 (3): 760–75.
- Moule, Richard, Bryanna Hahn Fox, and Megan Parry. 2019. "The Long Shadow of Ferguson: Legitimacy, Legal Cynicism, and Public Perceptions of Police Militarization." *Crime & Delinquency* 65 (2): 151–82.
- Mueller, John. 1973. *War, Presidents, and Public Opinion*. New York: John Wiley and Sons.
- Mummolo, Jonathan. 2018. "Militarization Fails to Enhance Police Safety or Reduce Crime but May Harm Police Reputation." *PNAS* 115 (37): 918109186.
- Nix, Justin, Stefan Ivanov, and Justin Pickett. 2021. "What Does the Public Want Police to Do during Pandemics? A National Experiment." *Criminal Public Policy* 20 (3): 545–71.
- Noppe, Jannie, Antoinette Verhage, and Anjuli Van Damme. 2017. "Police Legitimacy: Guest Editorial." *Policing* 40 (3): 474–9.
- Pion-Berlin, David. 2017. "A Tale of Two Missions: Mexican Military Police Patrols Versus High-Value Targeted Operations." *Armed Forces & Society* 43 (1): 53–71.
- Pion-Berlin, David, and Miguel Carreras. 2017. "Armed Forces, Police and Crime-Fighting in Latin America." *Journal of Politics in Latin America* 9 (3): 3–26.
- Pion-Berlin, David, and Harold Trinkunas. 2005. "Democratization, Social Crisis and the Impact of Military Domestic Roles in Latin America." *Journal of Political and Military Sociology* 33 (1): 5–24.
- Rathbun, Brian, Joshua Kertzer, Jason Reifler, Paul Goren, and Thomas Scotto. 2016. "Taking Foreign Policy Personally: Personal Values and Foreign Policy Attitudes." *International Studies Quarterly* 60 (1): 124–37.
- Reifler, Jason, Harold Clarke, Thomas Scotto, David Sanders, Marianne Stewart, and Paul Whiteley. 2014. "Prudence, Principle and Minimal Heuristics: British Public Opinion toward the Use of Military Force in Afghanistan and Libya." *British Journal of Politics and International Relations* 16 (1): 28–55.
- Rendlemen, Hunter, and Jon Rogowski. 2024. "Americans' Attitudes toward Federalism." *Political Behavior* 46: 111–34.
- Revkin, Mara. 2022. "How Does Subnational Variation in Repression Affect Attitudes toward Police? Evidence from Iraq's 2019 Protests." *Violence: An International Journal* 3 (1): 85–99.
- Russett, Bruce. 1990. *Controlling the Sword: The Democratic Governance of National Security*. Cambridge, MA: Harvard University Press.

- Russo, Giuseppe, Patricia Tomei, Bernardo Serra, and Sylvia Mello. 2021. "Differences in the Use of 5- or 7-Point Likert Scale: An Application in Food Safety Culture." *Organizational Cultures* 21 (2): 1–17.
- Scheips, Paul. 2005. *The Role of Federal Military Forces in Domestic Disorders, 1945–1992*. Washington, DC: Government Printing Office.
- Shapiro, Robert, and Benjamin Page. 1988. "Foreign Policy and the Rational Public." *Journal of Conflict Resolution* 32 (2): 211–47.
- Snyder, Neil. 2020. "Will the Pandemic Affect America's Confidence in the Military?" *War on the Rocks*, April 29.
- Strezhnev, Anton, Jens Hainmueller, Daniel Hopkins, and Tepei Yamamoto. 2014. "Conjoint Survey Design Tool: Software Manual." Unpublished Manuscript.
- Summers-Lowe, Miranda. 2019. "The Gradual Shift to an Operational Reserve: Reserve Component Mobilizations in the 1990s." *Military Review* 99 (3): 119–26.
- Sung, Hung-En, Joel Capellan, and Bryce Barthuly. 2022. "Trust in the Police and the Militarisation of Law Enforcement in Latin America." *Policing and Society* 32 (3): 311–40.
- Tankebe, Justice. 2014. "Police Legitimacy." In *The Oxford Handbook of Police and Policing*, eds. Michael Reisig, and Robert Kane, 238–59. New York: Oxford University Press.
- Tyler, Thomas. 2004. "Enhancing Police Legitimacy." *Annals of the American Academy of Political and Social Science* 593: 84–99.
- Tyler, Thomas. 2006. *Why People Obey the Law*. Princeton, NJ: Princeton University Press.
- Worden, Robert, and Sarah McLean. 2017. "Research on Policy Legitimacy: The State of the Art." *Policing* 40 (3): 480–513.
- Yesberg, Julia, Ian Brunton-Smith, and Ben Bradford. 2021. "Police Visibility, Trust in Police Fairness, and Collective Efficacy: A Multilevel Structural Equation Model." *European Journal of Criminology* 20: 147737082110353.
- Zaller, John. 1992. *The Nature and Origins of Mass Opinion*. Cambridge: Cambridge University Press.
- Zaverucha, Jorge. 2000. "Fragile Democracy and the Militarization of Public Safety in Brazil." *Latin American Perspectives* 27 (3): 8–31.