

## Original Article

**Cite this article:** Ercan F, Kızıllırmak Tatu M, Demir S (2024) Adaptation and validation of the Turkish version of the Bolton Compassion Strengths Indicators scale among nursing students: A psychometric analysis. *Palliative and Supportive Care*, 1–9. <https://doi.org/10.1017/S1478951524001469>

Received: 26 October 2023

Revised: 26 March 2024

Accepted: 9 June 2024




**Keywords:**

Compassion strengths; nursing students; psychometric analysis; holistic care; nursing practice

**Corresponding author:** Feride Ercan;

Email: [ferideercan@gazi.edu.tr](mailto:ferideercan@gazi.edu.tr)

# Adaptation and validation of the Turkish version of the Bolton Compassion Strengths Indicators scale among nursing students: A psychometric analysis

Feride Ercan, PH.D. , Merve Kızıllırmak Tatu, PH.D.  and Satı Demir, PH.D. 

Department of Psychiatric Nursing, Faculty of Nursing, Gazi University, Ankara, Türkiye

**Abstract**

**Objectives.** The study used a methodological design to adapt a Turkish translation and validate the Bolton Compassion Strengths Indicators scale.

**Methods.** The sample of the study consisted of 500 nursing students. Partial least squares structural equation modelling was used to analyze the construct and internal validity. The values of average variance explained were analyzed for convergent validity. Tukey's test of additivity examined the additivity, and Hotelling's T2 test examined the mean difference between items. Internal consistency and test–retest reliability were ensured for reliability. Test and retest scores were compared by applying the paired samples t-test and Wilcoxon test, and the fit was analyzed through the intra-class correlation coefficient.

**Results.** The Turkish version of the scale consisted of 34 items and 8 subscales. The Cronbach's alpha coefficient of the overall scale was 0.954. The scale was highly reliable and displayed psychometric solid properties.

**Significance of results.** It has been determined that the Turkish version of the Bolton Compassion Strengths Indicators scale is a comprehensive, easy-to-understand measurement tool with a broad perspective that can be safely applied to future nurse candidate students. The scale has been evaluated as a reliable measurement tool that can provide cross-cultural measurement.

**Introduction**

Compassion is “understanding the pain of others and taking action to alleviate it” (Pehlivan and Güner 2020). It is considered a core value in nursing care and an indispensable aspect of patient-centered care (Dewar 2011). Compassion is not limited to being able to empathize with patients in difficult conditions. It also means strengthening patients with holistic nursing care (Dewar and Cook 2014). Because compassionate care requires meeting patient needs by understanding the physical, mental, and emotional distress experienced by patients (Boyle 2011). In this sense, compassion is crucial to providing high-quality and holistic nursing care (Bramley and Matiti 2014).

Mooney (2009) indicates that the expression of “compassion” as a care value, fully understanding it, and assessing its impact on practice are different concepts. The nurses often deliver compassionate care without being noticed, so it becomes challenging to determine compassion (Sturgeon 2010). It is a subjective concept that is difficult to determine whether a person has it (Bray et al. 2014; Curtis 2013). When developing a standardized measurement tool for compassion, it will be adequate to consider what staff and patients look at and what they expect from themselves and others. The measurement of compassion in nurses should also focus on how nurses provide compassionate care and protect themselves from stress (Durkin et al. 2020). In this direction, the values and actions of a nurse are vital concepts in the compassionate character of the nurse (Nijboer and Van der Cingel 2019).

In line with holistic care, global studies include strategies to integrate compassion-oriented nursing practices into the clinic (Papadopoulos et al. 2016). However, research shows that compassion fatigue may occur in young nurses over time (Bakan et al. 2020; Polat and Erdem 2017). The most basic strategy that can be used to cope with compassion fatigue is to integrate the understanding of compassionate care into the education and practice of nursing students. In Turkey, holistic care is included in the nursing education curriculum, but no content specifically focuses on compassionate care (Uğurlu and Aslan 2017). Compassion is an essential nursing care component that can be incorporated into the nurse–patient interaction through small actions (Curtis 2015). Compassionate care is a model that increases patient satisfaction, accelerates patient recovery, and indicates quality care for hospitals (Uğurlu and Aslan 2017).

© The Author(s), 2024. Published by Cambridge University Press. This is an Open Access article, distributed under the terms of the Creative Commons Attribution licence (<http://creativecommons.org/licenses/by/4.0>), which permits unrestricted re-use, distribution and reproduction, provided the original article is properly cited.

Therefore, it is thought that it would be helpful to introduce a comprehensive scale into the literature for the measurability of compassionate care in nursing practices.

Sinclair et al. (2016) suggest that nursing students should be introduced to the value and behavior of compassion during their education. In this way, nursing students gain greater patient acceptance and develop an emotional bond, encouraging professional development (Su et al. 2021). In creating a measurement tool to evaluate nurses' compassion power, their essential qualities should be determined. Before determining this, evaluating whether nurses are compassionate or not is not a correct approach, but it will also pose a risk in the development of nursing programs.

The study on compassion in nursing worldwide has indicated insufficient psychometric tools (Davison and Williams 2009). Dewar (2011) states that there are few ways to assess compassion in nursing effectively. Therefore, the significance of evaluating compassion is an immediate requirement for nursing (Sturgeon 2010). A tool that can determine compassionate care in nurses will help develop skills that increase awareness and quality of care. In Turkey, studies on the development validity and reliability of assessment tools focusing on compassion have been conducted with university students (Akdeniz and Deniz 2016; Sarıçam and Erdemir 2019), adults (Nas and Sak 2022), and healthcare professionals (Yıldırım and Cavcav 2021). Assessment tools used to assess the level of compassion for the lives of others (Coskun et al. 2017), compassion fatigue (Dinç and Ekinçi 2019), and compassion competence (Çiftçi and Aras 2022) are available for nurses and nursing students. Although these assessment tools provide significant assessments, they can further be improved at the point of comprehensively assessing compassion behaviors in nursing. When developing a standardized measurement tool for compassion, it is necessary to consider what staff and patients look at and what they expect from themselves and others.

While developing the original form of the scale, the literature on the characteristics that a compassionate nurse should have, how it can be understood, and how it can be measured was examined. A systematic review and qualitative study were first conducted while creating the items for the compassion power indicators (Durkin et al. 2018, 2019). As a result of these preliminary studies defined 8 essential characteristics as strengths (character, self-care, connection, interpersonal, engagement, competence, communication, empathy), and the compassion power model was created. Given its content and dimensions, Bolton Compassion Strengths Indicators is a scale developed to assess the compassion level of nursing students. In this regard, the scale covers all dimensions of nurse-patient interaction in the nursing education system in our country. It will support the nurse in providing holistic care for the patient's benefit.

Incorporating the scale into the literature will contribute to the multidimensional integration of compassion-oriented care into nursing students' learning and practice processes. It will also support the planning and execution of the continuing education process by providing the opportunity to measure the compassion levels of nursing students and nurses in the clinical setting. Not only does this study provide a set of empirically based indicators for compassion, but having the means to measure these core strengths may aid in developing future compassionate nurse practitioners. It can also provide a valid and reliable measurement for nurses to improve themselves and measure their compassion. Accordingly, this research aimed to test whether the Bolton Compassion Strengths Indicators scale is adaptable, valid, and reliable to Turkish culture.

## Methods

### Design

The research was a methodological study.

### Participants

The population consisted of students ( $N = 979$ ) from a state university's Nursing Department of the Faculty of Health Sciences. The sample size suggested for the validity and reliability research is 5–10 times the total number of items on the scale (Tavşancıl 2019). Since the total number of items in the Bolton Compassion Strengths Indicators Scale is 48, the study must include 240–480 participants. In the study, a stratified sampling method according to grade level was used, and a total of  $n = 500$  participants were reached, including 108 (12.6%) first graders, 122 (24.4%) second graders, 137 (27.4%) third graders, and 133 (26.6%) fourth graders. Participants' mean age was  $20.46 \pm 1.78$  (min. = 18.0; max. = 35.0), of whom 86.2% were female ( $n = 431$ ) and 99.8% were single ( $n = 499$ ). For testing retest analysis of the scale, 2–4 weeks between 2 measurements is reported to be sufficient (Dönmez 2014). In the present study, the test–retest analysis, indicating stability over time of the scale, was done at a 2-week interval and applied to a total of  $n = 30$  participants.

### Data collection procedure

Participant Descriptor Form and the Turkish form of the Bolton Compassion Strengths Indicators Scale were used to collect the study data. Data collection tools were implemented between 17 December 2021 and 30 May 2022.

*Participant Descriptor Form:* The form consists of 4 questions that include descriptive features such as age, gender, marital status, and grade level.

*Bolton Compassion Strengths Indicators:* Durkin et al. (2020) developed a scale to measure nursing students' compassion strength. The scale consists of 8 indicators: competence, interpersonal skills, communication, engagement, character, self-care, connection, and empathy, with 48 items. The scores of each indicator are calculated by totaling the responses given for each item. The total score of compassion strength is obtained by totaling the scores on each indicator. Participants respond to each item using a 6-point Likert-type ranging from 1 (definitely not like me) to 6 (definitely like me). Item 43 is reversely scored. Scale total score ranges from a minimum of 48 to a maximum of 288. Cronbach's  $\alpha$  internal consistency reliability for the total scale score was 0.85, and each indicator ranged from 0.55 to 0.80. The test–retest reliability coefficient for the scale's total score was 0.86, and each indicator ranged from 0.54 to 0.87.

### Data analysis

In data analysis of the research, SPSS V23 was used. The assumption of multiple normalities was used to analyze compliance with normal distribution. Preliminary considerations for choosing PLS-SEM are the recommended sample size in the selected contexts, distributional assumptions, use of secondary data, statistical power, and the need for goodness-of-fit testing (Hair et al. 2019). In this regard, Partial Least Squares Structural Equation modeling was used to examine the reliability and validity of the scale through SmartPLS 3 software because the scale did not comply with the normality assumption. SmartPLS is highly advanced and is based

on the PLS-SEM, variance-based structural equation modeling method. It is non-parametric, does not require the data to have a normal distribution, works effectively in small samples, can also analyze formative variables, and can work smoothly even in very complex models (Hair et al. 2019). Tukey’s test of additivity analyzed the additivity of the scale. Hotelling’s T2 test examined the mean difference between items. The Paired samples t-test and Wilcoxon test were applied to compare test–retest scores. The fit was analyzed through the intra-class correlation coefficient (ICC).

**Ethic procedure**

Permission was obtained from authors of the scale via e-mail to adapt it to the languages and cultures. Approval from

the University’s ethics commission (Approval date: 21/10/2021-E-196912; Research Code No: 2021-928) and written permission from the institution were obtained before the study began. Before the data collection tools were implemented, the participants were informed about the study process, and their written informed consent was obtained.

**Results**

**Language and content validity**

The back translation method was utilized to establish the linguistic equivalence of the scale. The researchers specialized in psychiatric nursing, and 2 translators proficient in English and Turkish



Figure 1. Factor loads of the items of the scale.

independently translated the scale. The translations from English to Turkish were consolidated. After taking the expert opinions, the created form was back-translated into English by a native translator who resides and is employed in Turkey. The back-translated form was compared with the original form of the scale, and at this stage, the consent of the principal author who developed the scale was obtained. After that, the Turkish version of the scale was finalized to be applied in the validity and reliability study. No items that needed to be adapted considering cultural characteristics were identified in the scale's original form. The language equivalence of the scale with its original form has been completed.

The Turkish version and the original English form of the scale were sent to 10 experts from the field of Psychiatric Nursing and 1 expert from the field of measurement and evaluation to assess each statement for its comprehensibility, whether it was clear and straightforward enough, and compatible with the original scale item to complete the linguistic equivalence of the scale and to assess its content validity. It is recommended to take the opinions of 3 experts and a maximum of 20 experts to calculate the content validity index (CVI) (Çapık et al. 2018). The CVI was computed using the Davis technique. The experts were asked to assess the scale items by rating a score between 1 and 4 points ["absolutely compatible," "compatible (minor revisions should be made in the item or statement)," "slightly compatible (revisions should be made in the item or statement)" and "not compatible"] (Karakoç and Dönmez 2014). Furthermore, when analyzing the items, the experts were asked to assess the subscales and the capability of the questions to measure the measurement adequacy of the subscales. A CVI value of  $\geq 0.80$  for this technique indicates that the item is adequate for content validity (Yusoff 2019). Following the expert opinions for the scale, the CVI value, calculated by dividing the sum of the number of options responded as "absolutely compatible" and "compatible" for each item and for the overall scale by the number of experts, was found to be 1.0. This value was found to be higher than the acceptable criterion value.

### Validity

When the multiple normality assumption of the scale was examined, the critical value was obtained as 125.294 in the Multivariate normality test. While it was an excellent outcome for this value to be below 10, studies revealed that it generally posed no problem up to 20 (Gürbüz 2019). Since this value was above 20, the normality assumption was not met. Since normality was not met, the partial least squares method was used to examine the construct and internal validity of the scale.

First, factor loads should be  $\geq 0.70$ , and average variance extracted (AVE) coefficients should be  $\geq 0.50$  for convergent validity (Hair et al. 2006). If the factor loads are between 0.40 and 0.70 and the AVE and CR coefficients are above the threshold values, the items are not omitted from the scale. When the factor loads were examined, item 43 in the *Connection* subscale, item 19 in the *Engagement* subscale, and item 40 in the *Self-Care* subscale were directly omitted from the scale since their factor loads were  $< 0.40$ . Furthermore, since the AVE value of the load for the *Self-Care* subscale was 0.384 ( $< 0.50$ ), item 27 and item 39 in the *Self-Care* subscale, with the lowest factor load, were excluded from the scale, respectively. After items 43, 19, 40, 27, and 39 were excluded, all factor loads were obtained as 0.40 and above. Also, since the AVE and CR coefficients were within the threshold values, the items with factor loads in the range of 0.40–0.70 were not erased. Convergent validity of the scale was ensured.

**Table 1.** Examining the internal consistency and convergent validity of the scale

Factors	Items	Factor loads	Cronbach's alpha	CR	AVE
Connection	I-36	0.798	0.831	0.888	0.664
	I-47	0.808			
	I-41	0.819			
	I-34	0.833			
Empathy	I-23	0.712	0.835	0.884	0.604
	I-42	0.738			
	I-32	0.772			
	I-28	0.822			
	I-29	0.835			
Character	I-6	0.765	0.841	0.887	0.611
	I-30	0.772			
	I-7	0.783			
	I-14	0.789			
	I-25	0.800			
Engagement	I-45	0.698	0.750	0.842	0.572
	I-22	0.734			
	I-46	0.768			
	I-33	0.820			
Interpersonal skills	I-10	0.739	0.761	0.848	0.582
	I-48	0.750			
	I-8	0.771			
	I-5	0.791			
Competence	I-1	0.720	0.835	0.884	0.604
	I-21	0.756			
	I-16	0.769			
	I-35	0.779			
	I-31	0.855			
Self-care	I-20	0.592	0.613	0.783	0.551
	I-17	0.781			
	I-15	0.832			
Communication	I-18	0.786	0.822	0.882	0.652
	I-38	0.799			
	I-11	0.812			
	I-12	0.832			

CR = composite reliability, AVE = average variance extracted.

For internal consistency reliability, Cronbach's alpha and CR coefficients should be  $\geq 0.70$ . When Cronbach's alpha and CR coefficients for internal consistency reliability were examined, Cronbach's alpha was determined for the *Self-Care* subscale to be 0.613, and the CR value was 0.782. Even if Cronbach's alpha value is not over 0.70, a value of 0.60 indicates that the subscale is highly reliable, and a CR value of  $\geq 0.70$  suggests that it provides internal



**Table 2.** Discriminant validity of the scale

	Connection	Empathy	Character	Engagement	Interpersonal skills	Competence	Self-care	Communication
Connection	<b>0.815</b>							
Empathy	0.784	<b>0.777</b>						
Character	0.692	0.725	<b>0.782</b>					
Engagement	0.697	0.693	0.532	<b>0.756</b>				
Interpersonal skills	0.692	0.692	0.721	0.633	<b>0.763</b>			
Competence	0.668	0.681	0.650	0.619	0.731	<b>0.777</b>		
Self-care	0.520	0.551	0.544	0.510	0.554	0.590	<b>0.742</b>	
Communication	0.703	0.686	0.737	0.537	0.648	0.587	0.549	<b>0.807</b>

Fornell-Larcker criterion developed for the discriminant validity.

consistency reliability. Cronbach's alpha and CR values of all of the other subscales were  $\geq 0.70$ . The scale achieved internal consistency reliability.

The square root of the AVE coefficients of the factors should be higher than the correlation coefficients between the other factors in the structure in the Fornell-Larcker criterion developed for discriminant validity. As a result of the analysis, construct validity could not be provided since AVE square root coefficients were lower than the correlation coefficients between *Connection* and *Empathy* and *Engagement*, *Character* and *Interpersonal Skills* and *Communication*, and *Engagement* and *Interpersonal Skills*. This suggests that some items are cross-loaded. Each item in the subscales should have the highest factor load value in its subscale, and there is no more than 0.1 difference between the factor loads in other subscales. If this difference is less than 0.1, it is referred to as an overlapping or cross-loaded item that should be excluded from the scale (Çokluk et al. 2014). When the cross-loads of the items were analyzed, a total of 9 items, including items 13, 2, 24, 26, 3, 37, 4, 44, and 9, were excluded from the scale. All results were examined again once these items were removed from the scale.

Convergent validity of the scale was provided. Internal consistency reliability of the scale was provided (Fig. 1, Table 1). As a result of the analysis in the Fornell-Larcker criterion developed for the discriminant validity, since the square root of the AVE coefficients of the factors was higher than the correlation coefficients between the other factors in the structure, discriminant validity was provided (Table 2). When the cross-loads of the items were examined, none of the items in the scale were overlapping. In general, the discriminant validity of the scale was provided (Table 3). The goodness of fit indices were determined as SRMR = 0.066 and NFI = 0.755, and the analysis was done on the model, which consisted of 34 items and 8 subscales.

### Reliability

The Turkish version of the scale consisted of 34 items and 8 subscales. The Cronbach's alpha coefficient of the overall scale was 0.954, and the scale was highly reliable. Also, when the result of Tukey's test of additivity of the scale was analyzed, it was found that the scale was additive ( $p = 0.455$ ). The scale can be assessed through the sum of the subscales and the overall total. There was a difference between the means of the items as a result of Hotelling's T2 test ( $F = 33.466$ ;  $p < 0.001$ ) (Table 4).

### Stability over time (test-retest)

A retest analysis was done to determine the scale's stability over time. A difference was found between the median scores on the test and the retest for *connection* ( $p = 0.017$ ). While the test median was 21.0, the retest median was 20.0. A statistically significant moderate fit was also between the test and retest (ICC = 0.701;  $p = 0.001$ ). There was no difference between the mean scores on the test and the retest for *empathy* ( $p = 0.07$ ). A statistically significant moderate fit was also between the test and retest (ICC = 0.666;  $p = 0.002$ ). A difference was found between the mean scores of the test and the retest for *character* ( $p = 0.017$ ). While the test mean score was 27.5, the retest mean score was 25.7. No statistically significant fit between the test and retest was found ( $p = 0.213$ ). There was no difference between the mean scores of the test and the retest for *connection* ( $p = 0.3$ ). There was also a statistically significant good fit between the test and retest (ICC = 0.86;  $p < 0.001$ ). There was no difference between the mean scores of the test and the retest for *Interpersonal Skills* ( $p = 0.788$ ). A statistically significant moderate fit was also between the test and retest (ICC = 0.684;  $p = 0.001$ ). No difference was found between the mean scores on the test and the retest for *competence* ( $p = 0.645$ ). A statistically significant moderate fit was also between the test and retest (ICC = 0.689;  $p = 0.001$ ). There was no difference between the mean scores of the test and the retest for *Self-Care* ( $p = 0.669$ ). However, no statistically significant fit was obtained between the test and retest ( $p = 0.330$ ). There was no difference between the mean scores of the test and the retest for *communication* ( $p = 0.254$ ). A statistically significant moderate fit was also between the test and the retest (ICC = 0.624;  $p = 0.005$ ). There was no difference between the total mean scores of the test and the retest ( $p = 0.151$ ). A statistically significant moderate fit was also between the test and the retest (ICC = 0.681;  $p = 0.001$ ) (Table 5).

### Discussion

Compassion is a critical element that ensures quality and patient-centered care (Pehlivan and Güner 2020; Salvador Zaragoza et al. 2021). The lack of a multidimensional measurement tool that comprehensively addresses compassion power indicators led to the planning of this study. This study was conducted to adapt the Bolton Compassion Strengths Indicators scale into Turkish and to test its validity and reliability. The most current and comprehensive scale measuring compassion indicators is the "Bolton Compassion Indicators," designed for nurses and nursing students (Durkin et al. 2020). The scale was based on the premise that "when developing a

**Table 3.** Examining the cross-loads for the discriminant validity of the scale

Item*	Connection	Empathy	Character	Engagement	Interpersonal skills	Competence	Self-care	Communication
I-34	<b>0.833</b>	0.687	0.595	0.524	0.561	0.565	0.428	0.590
I-36	<b>0.798</b>	0.604	0.551	0.522	0.563	0.551	0.426	0.525
I-41	<b>0.819</b>	0.646	0.535	0.604	0.544	0.529	0.391	0.589
I-47	<b>0.808</b>	0.613	0.573	0.625	0.590	0.534	0.452	0.584
I-23	0.484	<b>0.712</b>	0.502	0.494	0.493	0.425	0.398	0.484
I-28	0.631	<b>0.822</b>	0.654	0.523	0.535	0.522	0.429	0.609
I-29	0.680	<b>0.835</b>	0.650	0.566	0.594	0.601	0.490	0.592
I-32	0.618	<b>0.772</b>	0.541	0.618	0.595	0.627	0.445	0.490
I-42	0.613	<b>0.738</b>	0.455	0.483	0.457	0.443	0.372	0.486
I-14	0.507	0.541	<b>0.789</b>	0.376	0.569	0.536	0.470	0.587
I-25	0.606	0.616	<b>0.800</b>	0.436	0.559	0.499	0.405	0.603
I-30	0.652	0.662	<b>0.772</b>	0.489	0.543	0.526	0.404	0.619
I-6	0.438	0.468	<b>0.765</b>	0.365	0.533	0.433	0.426	0.541
I-7	0.489	0.535	<b>0.783</b>	0.409	0.608	0.532	0.422	0.529
I-22	0.420	0.463	0.375	<b>0.734</b>	0.426	0.434	0.410	0.380
I-33	0.613	0.595	0.446	<b>0.820</b>	0.503	0.568	0.433	0.466
I-45	0.487	0.481	0.323	<b>0.698</b>	0.464	0.395	0.383	0.358
I-46	0.568	0.544	0.454	<b>0.768</b>	0.515	0.459	0.320	0.410
I-10	0.520	0.491	0.508	0.493	<b>0.739</b>	0.466	0.402	0.478
I-48	0.621	0.580	0.489	0.553	<b>0.750</b>	0.567	0.412	0.484
I-5	0.494	0.536	0.642	0.444	<b>0.791</b>	0.628	0.425	0.496
I-8	0.484	0.506	0.557	0.446	<b>0.771</b>	0.564	0.451	0.517
I-1	0.430	0.488	0.467	0.468	0.545	<b>0.720</b>	0.422	0.432
I-16	0.482	0.475	0.530	0.430	0.557	<b>0.769</b>	0.548	0.460
I-21	0.440	0.446	0.455	0.403	0.517	<b>0.756</b>	0.431	0.424
I-31	0.622	0.635	0.554	0.576	0.639	<b>0.855</b>	0.464	0.460
I-35	0.599	0.583	0.508	0.516	0.573	0.779	0.424	0.501
I-15	0.489	0.528	0.546	0.477	0.523	0.563	<b>0.832</b>	0.492
I-17	0.402	0.392	0.400	0.355	0.411	0.425	<b>0.781</b>	0.442
I-20	0.186	0.236	0.151	0.257	0.225	0.246	<b>0.592</b>	0.220
I-11	0.520	0.523	0.624	0.425	0.589	0.482	0.417	<b>0.812</b>
I-12	0.561	0.582	0.633	0.461	0.571	0.495	0.469	<b>0.832</b>
I-18	0.525	0.509	0.595	0.401	0.465	0.444	0.459	<b>0.786</b>
I-38	0.645	0.591	0.538	0.442	0.474	0.472	0.428	<b>0.799</b>

\*I = Item.

standard measurement tool for compassion, it is important to consider what staff and patients look at and what they expect from themselves and others.” As a result of this research, the Bolton Compassion Strengths Indicators scale was determined to be a valid and reliable assessment tool.

The linguistic equivalence analyses for the Bolton Compassion Strengths Indicators scale indicated that the Turkish version of the scale was understandable and usable in Turkish culture. The validity and reliability of the scale were analyzed within the scope of the 8-factor structure. Bolton Compassion Strengths

Indicators Scale includes nursing practices with connection, empathy, character, engagement, interpersonal skills, competence, self-care, and communication. These 8 concepts that refer to the Compassion Strengths Indicators present compassion’s comprehensive and multidimensional nature. This scale, along with psychosocial factors correlated with compassion, includes items that represent the motivation to relieve the suffering/pain of the patient.

Factor loads indicate the extent to which the statements in the scale correlate with the factor; these values are expected to be above

**Table 4.** Reliability results of the overall scale

Item*	Mean	S.D.	Item-total correlation	Cronbach's alpha
I-1	4.878	0.851	0.578	
I-5	5.154	0.869	0.647	
I-6	5.506	0.853	0.573	
I-7	5.206	0.888	0.624	
I-8	4.950	0.937	0.617	
I-10	4.780	0.926	0.590	
I-11	5.124	0.926	0.637	
I-12	5.332	0.853	0.671	
I-14	5.232	0.888	0.630	
I-15	5.050	0.893	0.622	
I-16	4.868	0.883	0.611	
I-17	4.678	1.144	0.499	
I-18	5.326	0.856	0.600	0.954
I-20	4.150	1.368	0.283	
I-21	4.842	0.931	0.564	
I-22	4.454	1.155	0.525	
I-23	5.104	1.002	0.586	
I-25	5.556	0.775	0.661	
I-28	5.350	0.884	0.695	
I-29	5.302	0.822	0.737	
I-30	5.516	0.756	0.680	
I-31	5.034	0.833	0.702	
I-32	5.106	0.863	0.688	
I-33	4.882	0.966	0.637	
I-34	5.448	0.735	0.691	
I-35	5.110	0.867	0.650	
I-36	5.182	0.836	0.659	
I-38	5.398	0.840	0.628	
I-41	5.142	0.871	0.677	
I-42	5.186	0.949	0.582	
I-45	4.892	1.115	0.510	
I-46	5.234	0.978	0.576	
I-47	5.210	0.839	0.695	
I-48	5.146	0.898	0.646	

\*I = Item.

70% (Hair et al. 2006). In the present study, the factor loads of the scale items were between 0.59 and 0.85, and the factor loads of the self-care and connection subscales, which were exemplified in the original version, ranged between 0.32 and 0.91. Accordingly, the Bolton Compassion Strengths Indicators Scale was finalized as 34 items and 8 subscales (connection, empathy, character, engagement, interpersonal skills, competence, self-care, and communication). The original version of the scale consists of 48 items and 8 subscales (Durkin et al. 2020). Based on the construct validity analysis done for item factor loads and discriminant validity,

convergent validity, internal consistency reliability, and discriminant validity of the scale were provided, and a compatible model was obtained after a total of 14 items were excluded from the scale. In Turkey, the strength of compassion in nurses has been associated with “quality of life, self-understanding, caring behaviors, care burden, patient safety, style of coping with stress, burnout, care quality indicators, professional values, life satisfaction, empathy, patience.” It is defined as a dimension of the quality care indicator. It seems that intervention programs aimed at strengthening self-compassion, awareness, and psychological resilience levels in nurses along with the level of compassion are effective (Karakas et al. 2022). Considering these results, the removal of some items in the original version of the scale (e.g., “I don’t see each patient as a whole person” or “I am confident about the future”) can be attributed to differences such as the meaning given to life or the current conditions. However, with its conceptual structure, the Bolton Compassionate Strength Indicators scale includes a wide range of characteristics associated with providing compassionate care to nurses. This structure can be expressed as a powerful aspect of the scale in terms of its applicability in Turkish culture and cross-culturally.

Compassion and compassionate care are the beginning of the nursing process. Many definitions of compassion have been made in compassion research in nursing, but there has yet to be a consensus. This shows that compassion is a contextually and culturally specific value and emotion. Compassion is the determinant of the holistic approach; it answers how ethical behavior should be determined. (Doğu and Demirsoy 2020). “A connection, which is defined as being accessible to patients, caring about the patient and devoting time to him, and meeting his needs; empathic approach in maintaining the therapeutic relationship and understanding the patient; Honesty, trust, openness, respect and helping qualities that a nurse must have for professional and quality care; commitment to and satisfaction with the profession; interpersonal relationships and intention to help; professional qualification; self-compassion and self-confidence as a nurse; communication as an important key to fulfilling all professional roles and responsibilities” in terms of all these areas, the scale evaluates what nurses and patients look at and what they expect from themselves and others. In line with the analysis, the concurrent validity of the model established in the present study was assessed with AVE. The AVE coefficient is expected to be above 50% for the model to have concurrent validity (Fornell and Larcker 1981). In the present study, the AVE coefficient was between 0.551 and 0.652. These results are compatible with the original version of the scale (Durkin et al. 2020). SRMR and NFI values are generally used as the goodness of fit values. When the values are examined, the SRMR and NFI data values should be at the desired levels. SRMR value less than 0.10 is considered a good fit (Hu and Bentler 1998), and an NFI value above 0.9 (Bentler and Bonett 1980) usually represents an acceptable fit. The present study showed acceptable compliance with the SRMR value on the whole scale. In determining reliability, the Cronbach alpha coefficient should be above 0.70 (Esin 2014; Ping et al. 2018). In the original version of the scale, the total Cronbach’s alpha coefficient was 0.85 (Durkin et al. 2020). The reliability of the total scale is high, as the Cronbach alpha coefficient for the total scale was 0.95. The fact that the Cronbach alpha coefficients were in the range of  $0.80 \leq \alpha < 1.00$  indicated that the reliability of the new scale is high (Özdamar 2002). In an examination of the total quality of the scale with the Tukey test of additivity, which indicates whether we can consider the results of the scale as a single score by adding the scores of the items of the scale, it was determined that the scale

**Table 5.** Examination of test–retest results

	Mean $\pm$ SD	Mean (min.–max.)	Mean $\pm$ SD	Mean (min.–max.)	Test statistics	<i>p</i>	ICC (95% CI)	<i>p</i>
Connection	21.2 $\pm$ 1.9	21.0 (15.0–24.0)	20.1 $\pm$ 2.9	20.0 (12.0–24.0)	-2.381	<b>0.017**</b>	0.701 (0.371–0.858)	<b>0.001</b>
Empathy	25.4 $\pm$ 2.7	25.5 (20.0–30.0)	24.4 $\pm$ 3.5	24.5 (15.0–30.0)	1.881	0.070*	0.666 (0.297–0.841)	<b>0.002</b>
Character	27.5 $\pm$ 2.3	28.0 (23.0–30.0)	25.7 $\pm$ 3.2	26.0 (16.0–30.0)	2.707	<b>0.011*</b>	0.258 (-0.558–0.647)	0.213
Engagement	19.0 $\pm$ 3.7	20.0 (9.0–24.0)	18.5 $\pm$ 3.7	18.5 (10.0–24.0)	1.055	0.300*	0.86 (0.706–0.933)	< <b>0.001</b>
Interpersonal skills	19.1 $\pm$ 2.7	19.0 (13.0–23.0)	19.2 $\pm$ 2.8	20.0 (12.0–24.0)	-0.272	0.788*	0.684 (0.337–0.85)	<b>0.001</b>
Competence	23.6 $\pm$ 2.9	24.0 (17.0–28.0)	23.1 $\pm$ 4.2	24.0 (9.0–30.0)	-0.460	0.645**	0.689 (0.347–0.852)	<b>0.001</b>
Self-care	13.6 $\pm$ 2.6	14.0 (8.0–17.0)	13.8 $\pm$ 2.4	14.0 (7.0–17.0)	-0.432	0.669*	0.152 (-0.782–0.596)	0.330
Communication	21.1 $\pm$ 2.6	21.5 (14.0–24.0)	20.5 $\pm$ 2.8	20.0 (13.0–24.0)	1.164	0.254*	0.624 (0.21–0.821)	<b>0.005</b>
Total	170.5 $\pm$ 15.6	171.0 (134.0–193.0)	165.3 $\pm$ 22.7	170.5 (106.0–199.0)	1.475	0.151*	0.681 (0.329–0.848)	<b>0.001</b>

\*Paired 2 sample t-test, \*\* Wilcoxon test, ICC (95% CI) = intraclass correlation coefficient (95% confidence interval).

could be assessed over the sum of the subscales and the overall total ( $p = 0.455$ ).

A test–retest analysis is essential for the scale to demonstrate stability over time. A positive correlation coefficient of 0.70 and above for test–retest analysis indicates the reliability of the scale over time (Dönmez 2014; Esin 2014). In the present study, a moderate level of reliability was provided for the total score and subscales of connection, empathy, engagement, interpersonal skills, competence, and communication. No test–retest reliability was provided for subscales of self-care and character. While the original version of the scale had a high level of test–retest reliability for self-care and character subscales, it was found to be acceptable in the empathy and engagement subscales, at the borderline level in the interpersonal skills, communication, and competence subscales, and a low level in the connection subscale (Durkin et al. 2020). In addition, as there was no difference between the means of the first and second measurements as a result of the test–retest analysis, it was determined that the scale was not affected by time and was reliable. The Hotelling's T2 test is used to assess response bias that affects the reliability and validity of a scale (Karagöz 2020). In the present study, it was determined that the scale was not affected by response bias.

### Strengths and limitations

Since the scale is a newly developed scale and adaptation studies to different cultures are limited, the evaluation of the results has been limited. The scale is a current psychometric tool developed in its original form, and there are no validity and reliability studies of this scale for other cultures in the literature. Evaluation of the scale as valid and reliable both in its original form and in its Turkish form makes a significant contribution to the literature in terms of its use in both intercultural studies and descriptive and intervention studies.

It can be considered a limitation that the sample included in the study was taken from a single university, and the gender distribution of students was not homogeneous. Although the proportion of male nurses in vocational training and clinics has begun to increase, its low number has made this situation inevitable. Considering that the female gender was similarly high in the original form of the scale, it seems that this result did not negatively affect the performance of the scale. For the generalizability of the results, studies conducted in different cultures will be supportive.

### Conclusion

The Bolton Compassion Strengths Indicators Scale has an acceptable content, construct validity, and reliability with its psychometric properties. The results indicated that the scale can be used to determine the Compassion Strengths Indicators of Turkish nursing students with 34 items and 8 subscales. Given the content and dimensions of the Bolton Compassion Strengths Indicators Scale, it would contribute to the literature in the comprehensive assessment of compassion behaviors in nursing.

### Clinical practice

The lack of a standard assessment tool for Compassion Strengths Indicators in nursing causes nurses and patients to interpret behaviors that indicate compassion differently. Bolton's Compassion Strengths Indicators scale would help nursing students and graduates understand their own Compassion Strengths Indicators. It would help nursing students empower themselves while building their professional identities. Moreover, the scale can assess the participants before and after the compassion training. Also, this scale may help determine the learning requirements of students in the construction of nursing programs. Students and educators can use this scale to define their compassion power and identify the aspects that need improvement. Although the validity and reliability of the scale were conducted on nursing students, it is recommended that the scale be re-validated to measure the compassion level of the graduated nurses and other healthcare professionals.

**Funding.** Open access funding has been approved by Gazi University based on an agreement between Gazi University and Cambridge University Press. The authors declare that no funds, grants, or other support were received during the preparation of this manuscript.

**Competing interests.** All authors declare that they have no competing interests.

### References

- Akdeniz S and Deniz M (2016) The Turkish adaptation of Compassion Scale: The validity and reliability study. *The Journal of Happiness & Well-Being* 4(1), 50–61.
- Bakan AB, Kiliç D, Aslan G, et al. (2020) Examining the relationship between ethical sensitivity and compassion fatigue in nurses working in oncology



- units and intensive care units. *Adnan Menderes University Faculty of Health Sciences Journal* 4(1), 20–29.
- Bentler PM and Bonett DG** (1980) Significance tests and goodness of fit in the analysis of covariance structures. *Psychological Bulletin* 88(3), 588–606. doi:10.1037/0033-2909.88.3.588
- Boyle DA** (2011) Countering compassion fatigue: A requisite nursing agenda. *The Online Journal of Issues Nursing* 16(1), 2. doi:10.3912/OJIN.Vol16No01Man02
- Bramley L and Matiti M** (2014) How does it really feel to be in my shoes? Patients' experiences of compassion within nursing care and their perceptions of developing compassionate nurses. *Journal of Clinical Nursing* 23, 2790–2799. doi:10.1111/jocn.12537
- Bray L, O'Brien MR, Kirton J, et al.** (2014) The role of professional education in developing compassionate practitioners: A mixed methods study exploring the perceptions of health professionals and pre-registration students. *Nurse Education Today* 34(3), 480–486. doi:10.1016/j.nedt.2013.06.017
- Çapık C, Gözüm S and Aksayan S** (2018) Intercultural scale adaptation stages, language and culture adaptation: Updated guideline. *Florence Nightingale Journal of Nursing* 26(3), 199–210. doi:10.26650/fjn397481
- Çiftçi B and Aras GN** (2022) Adaptation of the compassion competence scale to Turkish. *Perspectives in Psychiatric Care* 58(2), 767–775. doi:10.1111/ppc.12846
- Çokluk Ö, Şekercioğlu G and Büyükoztürk Ş** (2014) *Multivariate Statistics for the Social Sciences: Applications of SPSS and LISREL (Vol. 2)*. Ankara (In Turkish): Pegem Academy.
- Coskun H, Kavaklı O, Babayigit M, et al.** (2017) The psychometric evaluation of the Turkish version of the compassion of others' lives scale (The COOL). *International Journal of Caring Sciences* 10(2), 637–646.
- Curtis K** (2013) 21st Century challenges faced by nursing faculty in educating for compassionate practice: Embodied interpretation of phenomenological data. *Nurse Education Today* 33(7), 746–750. doi:10.1016/j.nedt.2013.05.007
- Curtis K** (2015) Compassion is an essential component of good nursing care and can be conveyed through the smallest actions. *Evidence-Based Nursing* 18(3), 95–95. doi:10.1136/eb-2014-102025
- Davison N and Williams K** (2009) Compassion in nursing. 1: Defining, identifying and measuring this essential quality. *Nursing Times* 105(36), 16–18.
- Dewar B** (2011) Caring about caring: an appreciative inquiry about compassionate relationship centred care. PhD Thesis, Edinburgh Napier University. <http://isni.org/isni/0000000427071845>
- Dewar B and Cook F** (2014) Developing compassion through a relationship centred appreciative leadership programme. *Nurse Education Today* 34(9), 1258–1264. doi:10.1016/j.nedt.2013.12.012
- Diñç S and Ekinci M** (2019) Turkish adaptation, validity and reliability of Compassion Fatigue Short Scale. *Current Approaches in Psychiatry* 11, 192–202. doi:10.18863/pgy.590616
- Doğru K and Demirsoy N** (2020) Compassion and compassion fatigue in nursing: Concept analysis. *Türkiye Klinikleri Journal of Medical Ethics* 28(3), 463–473. doi:10.5336/mdethic.2020-74203
- Dönmez L** (2014) Basic principles of scale development. *Tıp Eğitimi Dünyası* 40, 39–49.
- Durkin M, Gurbutt R and Carson J** (2018) Qualities, teaching, and measurement of compassion in nursing: A systematic review. *Nurse Education Today* 63, 50–58. doi:10.1016/j.nedt.2018.01.025
- Durkin M, Gurbutt R and Carson J** (2019) Stakeholder perspectives of compassion in nursing: The development of the compassion strengths model. *Journal of Advanced Nursing* 75(11), 2910–2922. doi:10.1111/jan.14134
- Durkin M, Gurbutt R and Carson J** (2020) Development and validation of a new instrument to measure nursing students compassion strengths: The Bolton Compassion Strengths Indicators. *Nurse Education in Practice* 46, 102822. doi:10.1016/j.nepr.2020.102822
- Esin MN** (2014) Data collection methods and tools and reliability and validity of data collection tools. In Erdoğan S, Nahcivan N and Esin MN (eds), *Research in Nursing: process, Application and Criticism, (In Turkish)*. Istanbul: Nobel Tıp Kitabevi, 217–230.
- Fornell C and Larcker DF** (1981) Evaluating structural equation models with unobservable variables and measurement error. *Journal of Marketing Research* 18, 39–50. doi:10.1177/002224378101800104
- Gürbüz S** (2019) *Structural Equation Modeling with AMOS*. Ankara (In Turkish): Seçkin Publishing.
- Hair JF, Black WC, Babin BJ, et al.** (2006) *Multivariate Data Analysis*. Upper Saddle River, NJ: Pearson Prentice Hall.
- Hair JF, Risher JJ, Sarstedt M, et al.** (2019) When to use and how to report the results of PLS-SEM. *European Business Review* 31(1), 2–24. doi:10.1108/EBR-11-2018-0203
- Hu LT and Bentler PM** (1998) Fit indices in covariance structure modeling: Sensitivity to underparameterized model misspecification. *Psychological Methods* 3(4), 424–453. doi:10.1037/1082-989X.3.4.424
- Karagöz YSB** (2020) *Measurement Tools and Scale Development Used in Scientific Research. (In Turkish)*. Ankara: Nobel Academic Publishing.
- Karakaş M, Çelebi E, Çingöl N, et al.** (2022) Investigation of the graduate theses that related to compassion issue in the field of nursing in Turkey. *Gümüşhane Üniversitesi Sağlık Bilimleri Dergisi* 11(2), 784–793. doi:10.37989/gumussagbil.908714
- Karakoç FY and Dönmez L** (2014) Basic principles of scale development. *Tıp Eğitimi Dünyası* 13(40), 39–49. doi:10.25282/ted.228738
- Mooney H** (2009) A measure of compassion. *Nursing Times* 105(15), 8–10.
- Nas E and Sak R** (2022) Development of the Adult Compassion Scale. *Firat University Journal of Social Sciences* 32(2), 535–548. doi:10.18069/firsatbed.1037168
- Nijboer AA and Van der Cingel MC** (2019) Compassion: Use it or lose it?: A study into the perceptions of novice nurses on compassion: A qualitative approach. *Nurse Education Today* 72, 84–89. doi:10.1016/j.nedt.2018.11.006
- Özdamar K** (2002) *Statistical data analysis with package programs: SPSS-MINITAB. (In Turkish)* Kaan Kitabevi.
- Papadopoulou I, Shea S, Taylor G, et al.** (2016) Developing tools to promote culturally competent compassion, courage, and intercultural communication in healthcare. *Journal of Compassionate Health Care* 3, 1–10. doi:10.1186/s40639-016-0019-6
- Pehlivan T and Güner P** (2020) Compassionate care: Can it be defined, provided, and measured? *Journal of Psychiatric Nursing* 11(1), 64–69. doi:10.14744/phd.2019.20082
- Ping W, Cao W, Tan H, et al.** (2018) Health protective behavior scale: Development and psychometric evaluation. *PloS One* 13(1), e0190390. doi:10.1371/journal.pone.0190390
- Polat FN and Erdem R** (2017) The relationship between compassion fatigue level and quality of work life: A sample of health professionals. *Süleyman Demirel University Social Sciences Institute Journal* 26, 291–312.
- Salvador Zaragoza A, Soto-Rubio A, Lacomba-Trejo L, et al.** (2021) Compassion in Spanish speaking health care: A systematic review. *Current Psychology* 25, 1–20. doi:10.1007/s12144-021-01994-z
- Sarıçam H and Erdemir N** (2019) First psychometric properties of lovingkindness-compassion scale. In *3rd International Symposium of Education and Values*, İstanbul, Turkey.
- Sinclair S, Torres MB, Raffin-Bouchal S, et al.** (2016) Compassion training in healthcare: What are patients' perspectives on training healthcare providers? *BMC Medical Education* 16, 169. doi:10.1186/s12909-016-0695-0
- Sturgeon D** (2010) 'Have a nice day': Consumerism, compassion and health care. *British Journal of Nursing* 19(16), 1047–1051. doi:10.12968/bjon.2010.19.16.78198
- Su JJ, Paguio JT, Masika GM, et al.** (2021) Learning compassionate care: Experiences of nursing students. *Nurse Education in Practice* 53, 103092. doi:10.1016/j.nepr.2021.103092
- Tavşancıl E** (2019) *Tavşancıl, E. (2010). Measurement of Attitudes and Data Analysis with SPSS. İstanbul (In Turkish): Nobel Academic Publishing.*
- Uğurlu AK and Aslan FE** (2017) Compassion and nursing: Can compassion be measured?: Review. *Türkiye Klinikleri Journal of Nursing Sciences* 9(3), 233–238. doi:10.5336/nurses.2016-53677
- Yıldırım S and Cavcav F** (2021) The Compassion Fatigue-Short Scale for healthcare professionals: A Turkish study of validity and reliability. *Perspectives in Psychiatric Care* 57(3), 1459–1465. doi:10.1111/ppc.12712
- Yusoff MSB** (2019) ABC of content validation and content validity index calculation. *Educational Resource* 11(2), 49–54. doi:10.21315/eimj2019.11.2.6