

1975 PROGRAM

COMPARATIVE SEDIMENTOLOGY LABORATORY

Rosenstiel School of Marine and Atmospheric Science
Division of Marine Geology and Geophysics
University of Miami

CARBONATE FACIES SEMINAR Field seminar on patterns and diagnostic features of shallow-water facies. April 12 - 18; October 18 - 24.

GEOLOGY OF TROPICAL MARINE ENVIRONMENTS Summer field course; research training focused on coral reefs. June 9 - July 5, six credits.

GEOLOGY OF CALCAREOUS ALGAE Short Course emphasizing recognition, ecology, and sedimentary contributions of algae. Fall, 1975.

SEDIMENTA SERIES

- I. Geology of Calcareous Algae, Notes for the Short Course.
- II. South Florida Carbonate Sediments, 1964 Field Guide.
- III. Molluskan Distribution in Florida Bay.
- IV. Principles of Benthic Community Analysis, Notes for a Short Course.

Address inquiries to R. N. Ginsburg, University of Miami
Fisher Island Station, Miami Beach, Florida 33139
(305) 672-1840


**This
Publication
is Available in
MICROFORM**

...from

**Xerox
University
Microfilms**

300 North Zeeb Rd.,
Ann Arbor, Mich. 48106
(313) 761-4700

PLEASE
WRITE FOR
COMPLETE
INFORMATION



A complete textbook and reference designed as a summary of universally applicable principles and approaches—

The Study of Trace Fossils

A Synthesis of Principles, Problems, and Procedures in Ichnology

Edited by
Robert W. Frey
University of Georgia, Athens, Georgia

This unrivaled textbook of ichnology is unique in its comprehensiveness and perspective. The book consists of precisely defined chapters contributed by leading workers in the field, organized into a coherent framework that includes discussion of the entire discipline: tracks, trails, burrows, borings, predation marks, coprolites, and other evidence of activity by organisms—vertebrates, invertebrates, and plants; aquatic and terrestrial; recent and ancient.

1975. 624p. 308 illus. cloth/\$57.80

Fossils and the Life of the Past

By
Erich Thenius

This book presents a kaleidoscopic picture of the methods employed in evaluating fossils and the information they yield concerning what creatures looked like when alive and the environment in which they lived.

Heidelberg Science Library, Volume 14
1973. xii, 194p. 89 illus. 1 table. paper/\$5.90

To order books or obtain additional information, write to:

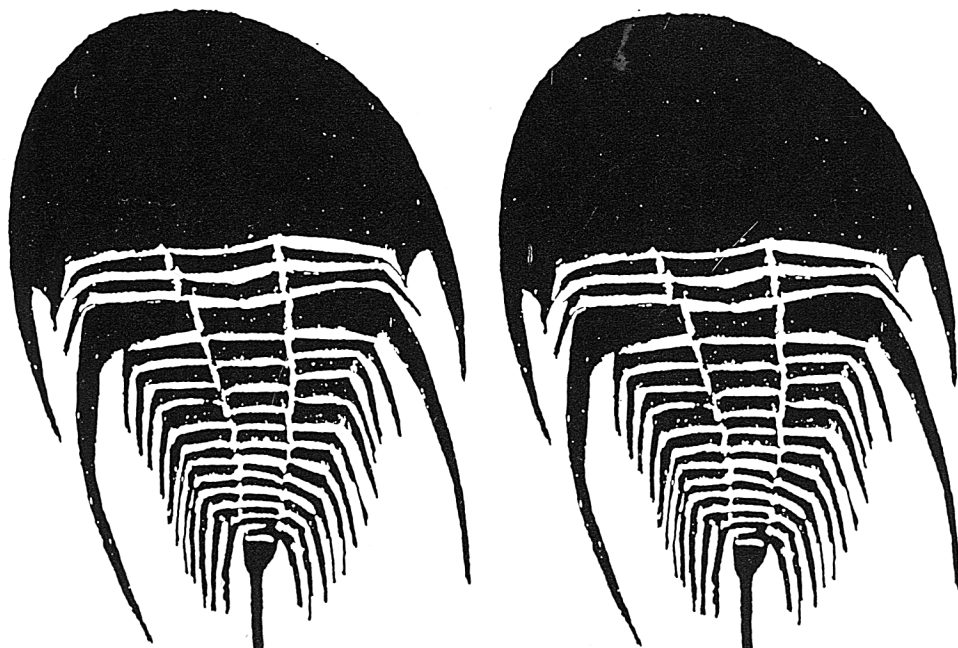


Springer-Verlag New York Inc.
175 Fifth Avenue
New York, NY 10010

Riccardo Levi-Setti's photographic study of trilobites, with his accompanying textual analysis, illustrates an unusual collection of beautifully preserved trilobite specimens. Aesthetically pleasing and scientifically valuable, these dramatic black and white photographs are the result of Levi-Setti's inventive photographic techniques. The author has adapted his techniques of macrophotography to the special configuration of each example of these ancient fossils.

As Euan N. K. Clarkson says in the foreword, "There has been a need for such a book as this for a long time. Within it, there is an unrivalled pictorial record of some of the most remarkable animals ever to have lived on earth."

1975 260 pages illustrated Cloth \$27.50



Trilobites

A Photographic Atlas

Riccardo Levi Setti

With a Foreword by Euan N.K. Clarkson

THE UNIVERSITY OF CHICAGO PRESS

Chicago 60637

Paleobiology

Although published by the Paleontological Society, a subscription to PALEOBIOLOGY is in addition to the society dues. There are three groups of subscribers.

- (1) \$8.00 for members of the Paleontological Society (dues to PS are \$22.00); or ordinary and student members of the Palaeontological Association (dues to PA are \$13.00); PA members in Great Britain may send their payment directly in pounds (cheque payable to PALEOBIOLOGY, for £3.33 to: Dr. C. P. Hughes, Dept. Geology, Univ. Cambridge, Cambridge CB2 3EQ).
- (2) \$12.00 for other individuals.
- (3) \$20.00 for institutions.

to: PALEOBIOLOGY
Dep't Geophysical Sciences
University of Chicago
5734 Ellis Ave.
Chicago, Ill. 60637, USA

Name: _____
Address: _____

- payment enclosed \$8.00 \$12.00 \$20.00
 send invoice

PALEOBIOLOGY: INSTRUCTIONS FOR CONTRIBUTORS

PALEOBIOLOGY publishes original contributions dealing with any aspect of biological paleontology. These include reports on research on morphology, biogeochemistry (organic and inorganic), populations, faunal provinces, communities, and ecosystems. The emphasis should be upon biological or paleobiological processes and patterns. These include speciation, extinction, development of individuals and of colonies, natural selection, evolution, and patterns of variation, abundance and distribution in space and time. Papers concerning research utilizing recent organisms and systems are appropriate if they have strong paleobiological implications. Historical analyses of paleobiological themes are also appropriate. Taxonomic papers are welcome if they have significant and broad applications.

Articles normally will be 5 to 25 printed pages in length. Short contributions and discussions of issues previously raised in PALEOBIOLOGY will be considered. Book reviews should be of the essay type and can be submitted or invited.

All manuscripts are to be in English and authors are requested to follow the Style Manual for Biological Journals, American Institute of Biological Sciences, 2000 P Street, N.W., Washington, D.C., 20016 (\$6.00), and the most recent issue of PALEOBIOLOGY.

Manuscripts are invited from non-members as well as members of the Paleontological Society. Papers will normally be reviewed by two referees and will appear in print approximately in the order in which they are received in the editorial office. Work which appears to the referees and editors to be of exceptional interest will be published as rapidly as possible.

Preparation of Manuscripts

An original and two copies should be submitted, together with copies of the illustrations for mailing to referees. Manuscripts must be typed on one side only on $8\frac{1}{2} \times 11$ inch paper of standard weight. Use wide margins and double-space throughout including literature cited, tables and figure legends. For the two copies, quality xerox or similar photocopies are preferred. Do not divide words at the right-hand margin of lines. Do not use footnotes or appendices. Number each page beginning with the title page as page 1 and continue throughout the text and literature cited. Manuscripts should be arranged in the following order.

Title page. Titles should be concise and indicate the major subject or theme of the paper. The name, address and postal code should be given for each author. Provide a "running title" not exceeding 35 characters in length. Double-space.

Abstract. An abstract, usually a short paragraph, precedes each published contribution except book reviews. Double-space.

Text. The text should follow the customary sequence of introduction, materials, methods, results, discussion and acknowledgments. Double-space. Acknowledgments should be as brief as possible. First-order subdivisions within the text (introduction, materials, etc.) are to be in capital letters and at the left hand margin. Second-order subdivisions are underlined (for italics), indented, at the left hand margin. Rarely, a paper will require another subdivision, *intermediate* in importance between first-order and second-order subdivision. This additional subdivision will be capital and lower case, boldface, indented, at the left hand margin. Figure and table placement should be indicated in the left hand margin of the text in pencil.

Literature Cited. The standard journal reference must be in the following form.
STORM, E. C. 1974. Omnology at the crossroads. *J. Omnology*. 22:1-44.

Note that full titles of articles are given. Individual words in titles of journals are abbreviated as in the *International List of Periodical Title Word Abbreviations*; this is available from Chemical Abstracts Service, Marketing Department, University Post Office, Columbus, Ohio, 43210 (\$4.50). The standard book reference must be in the following form.

CALM, I. M. 1974. *Omnology has Passed its Peak*. 320 pp. Vanishing Press; Chicago, Illinois.

Rare or unusual words in journal titles should be spelled out fully. If in doubt provide more documentation rather than less. Double-space.

Tables. Tables are expensive and should be kept to a minimum. Double-space all material in a table. Include a title and description beneath each table. Number tables consecutively using arabic numbers. Extensive tabular material that cannot be printed should be made available in a file with a data storage company. Fold outs are not acceptable.

Figure legends. These should be typed on a separate page or pages. Symbols used in figures are to be defined in the drawing or in the legend. Double-space.

Figures. Figures shall be line drawings or half-tones to be printed within a space of $5\frac{1}{4} \times 8\frac{1}{2}$ inches on a printed page. They should be numbered consecutively in arabic numbers written on the back of each figure, together with the name of the first author for permanent identification. Do not submit original art work. Do submit glossy prints, suitable for reproduction, not larger than $8\frac{1}{2} \times 11$ inches. The smallest symbols or letters used should not be less than 1.5 mm high after reproduction. Indicate orientation of photographs or other important aspects on the back of the prints. Indicate the scale by a bar in the photograph and referred to in the legend. A complete set of figures should be sent with each copy of the manuscript. Photostatic copies of photographs are not suitable for review, and duplicate prints should be submitted.

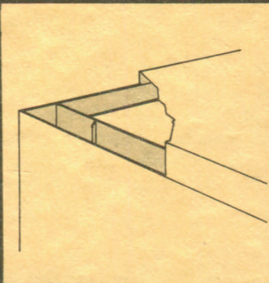
Authors will receive galley proofs together with the original typescript. The corrected galleys and the original typescript should be returned to the Editor by the fastest mail within three days after receipt. The original typescript is needed for editorial purposes such as verifying proof and insuring correct placement of figures and tables. An author's failure to return galley proofs promptly will be interpreted to mean his approval of the proofs without change. Reprints are ordered at the time corrected galley proofs are returned to the Editor, on an order blank furnished for that purpose. A schedule of prices appears on the order blank. They will be mailed as soon as possible after publication. Authors with funds for page charges are normally expected to make such payments. The uniform charge of \$40 per page will be made. However, no author, inside or outside of the United States, who would otherwise submit a paper, should hesitate to do so because of the lack of such funds. All accepted papers will be published in the order in which they are received.

You can lose
your valuable
biological and
geological
collections
through
improper storage!


**PERMANENT
AIR TIGHT
SPECIMEN
PRESERVATION**

with


Lane
SCIENCE CABINETS



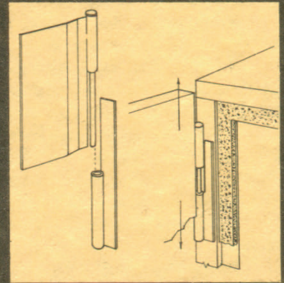
DOUBLE WALL CONSTRUCTION




PEST-PROOF AND AIR TIGHT SEAL




FUMIGANT COMPARTMENT




LIFT-OFF SAFE TYPE HINGE




**BOTANY
SPECIMEN
CABINETS**



**ENTOMOLOGY
SPECIMEN CABINETS**



**ZOOLOGY-ORNITHOLOGY
SPECIMEN CABINETS**



**GEOLOGY-PALEONTOLOGY
SPECIMEN CABINETS**

Lane

SCIENCE EQUIPMENT CO.
105 Chambers Street New York 7, N. Y.

Lane Science Equipment Co. Dept. PA
105 Chambers Street, New York 7, N. Y.

Please send complete details on

- Botany Cabinets Zoology & Ornithology Cabinets
 Entomology Cabinets Geology & Paleontology Cabinets

Name _____ Title _____

Address _____

City _____ Zone _____ State _____