

The Journal of Laryngology and Otology

EDITED BY

A. LOGAN TURNER AND J. S. FRASER

Contents

FURUNCLE OF THE RIGHT NASAL VESTIBULE: SEPTIC THROMBOSIS OF THE CAVERNOUS BLOOD SINUSES: LEPTOMENINGITIS: DEATH: AUTOPSY	} A. LOGAN TURNER F. ESMOND REYNOLDS
TREATMENT OF CONGESTED AND ENLARGED INFERIOR TURBINATES	F. H. B. NORRIE
NOTE ON THE CONNECTION OF BRAIN ABSCESS WITH BRONCHIECTASIS	JAMES ADAM
THE RESULTS OF IONIC MEDICATION IN CHRONIC MIDDLE-EAR SUPPURATION	NORA LISTER
CLINICAL RECORDS:—	
AN UNUSUAL CAUSE OF DEATH AFTER REMOVAL OF ADENOIDS AND TONSILS	H. BELL TAWSE
HÆMORRHAGE FROM THE NASOPHARYNX FOLLOWING ADENOID CURETTAGE	F. C. ORMEROD
AN UNUSUAL PATH OF EXTRUSION OF A RETAINED TOOTH FANG	F. C. ORMEROD
SOCIETIES' PROCEEDINGS:—	
ROYAL SOCIETY OF MEDICINE—SECTION OF LARYNGOLOGY.	
ABSTRACTS:—	
THE EAR. THE NOSE AND ACCESSORY SINUSES. THE PHARYNX. THE LARYNX. MISCELLANEOUS.	
OTO-LARYNGOLOGY AT GUY'S HOSPITAL, LONDON.	
OPERATION CHAIR	E. MUSGRAVE WOODMAN
REVIEWS OF BOOKS. GENERAL NOTES.	

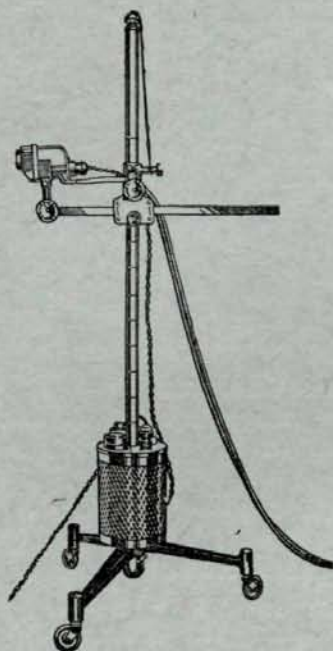
Edinburgh: Oliver and Boyd

London: 33 Paternoster Row

Monthly, 4/- net

Annual Subscription, 40/- net

The HANOVIA Quartz Lamps



Direct Current Model



Prices for Hanovia
Apparatus range from
£20-£60. Available for
Direct or Alternating
Current without rectifi-
cation.

These lamps have played a prominent part in the development and experimental work which has been carried out with Ultra-Violet Therapy. They were the pioneers in this field. The present popularity of this treatment is due in great part to results accomplished with the famous Kromayer lamp.

THE HANOVIA KROMAYER LAMP

has been used since 1906 all over the world, and has proved most valuable in many skin conditions refractory to ordinary therapeutic methods. It is

INDISPENSABLE IN DERMATOLOGY

We have some very interesting literature, which we shall be pleased to send you.

Request Literature Set 18

**THE BRITISH HANOVIA QUARTZ LAMP CO. LTD.
SLOUGH,
BUCKS**

The Artificial Alpine Sun. The Kromayer Lamp. The Jesionek Lamp.

The Journal of Laryngology and Otology

(Founded in 1887 by MORELL MACKENZIE and NORRIS WOLFENDEN)

EDITED BY

A. LOGAN TURNER AND J. S. FRASER

ASSISTED BY

DOUGLAS GUTHRIE AND IRWIN MOORE

1. Original Articles are accepted on the condition that they have not been published elsewhere.

2. Manuscripts should be typewritten, on one side only of the paper, and well spaced.

3. Galley proofs and engraver's proofs of illustrations are sent to the author. Corrections, which should be kept to a minimum, must be clearly marked and no additional matter should be added.

4. The order for reprints should be sent when returning galley proofs, and for this purpose special forms are supplied, on which the price of the reprints is stated.

5. Authors of Original Communications on Oto-Laryngology in other Journals are invited to send a copy, or two reprints, to the *Journal of Laryngology*. If they are willing, at the same time, to submit their own abstract (in English, French, Italian, or German) it will be welcomed.

6. Editorial Communications should be addressed to "EDITORS, *Journal of Laryngology*, c/o Messrs OLIVER AND BOYD, Tweeddale Court, Edinburgh."


7. The Annual Subscription is Forty Shillings, post free, and is payable in advance.

8. Single copies of back numbers, both of the present and the previous series, are on sale at Four Shillings each.

9. An Annual Subscription can be commenced with any number of the Journal, and the preceding numbers of the current year can be purchased at Four Shillings each.

UNITED STATES OF AMERICA

Orders for this Journal, for single parts or yearly subscriptions, can be sent either through a local bookseller, or to Messrs G. E. STECHERT & Co., 31-33 East 10th Street, New York.



**CHEVALIER JACKSON'S INSTRUMENTS FOR ŒSOPHAGOSCOPY,
LARYNGOSCOPY, AND BRONCHOSCOPY**

New Models as made for Walter G. Howarth, F.R.C.S.

Each Instrument is made in accordance with the details of Chevalier Jackson's most recent models, and each is supplied with a *spare light carrier*, i.e., 2 light carriers and 2 lamps. All the models have been redesigned with a view to rendering them more easily cleansed; all the crevices and corners for the dirt have been taken away.

To ensure better visibility the tips of the forceps are *black*.

The Howarth-Jackson's Instruments are **less expensive than other American or English models**, and a further economy has been effected by rendering the instrument tips interchangeable, thus reducing the number of forceps handles and tips required.

The lamps are 2.5 volt and more durable than the usual models.

Manufactured only by

DOWN BROS., L^{TD}.

SURGICAL INSTRUMENT MAKERS

21 and 23 ST THOMAS'S STREET

LONDON, S. E. 1

(Opposite Guy's Hospital)



Telegrams—"DOWN, LONDON."

Telephone—HOP 4400 (4 lines).

Second Impression. Demy 8vo, 424 pp. With 222 Text Illustrations and 12 Plates, of which 8 are in Colour. 20s. net, Postage 9d.

DISEASES OF THE NOSE, THROAT, AND EAR

For Practitioners and Students

Edited by **A. LOGAN TURNER, M.D., F.R.C.S.(Ed.)**
Senior Lecturer on Diseases of the Ear, Nose, and Throat, University of Edinburgh
With the collaboration of

J. S. FRASER, M.B., F.R.C.S. (Ed.) **J. D. LITHGOW, M.B., F.R.C.S. (Ed.)**
W. T. GARDINER, M.C., M.B., F.R.C.S. (Ed.) **G. EWART MARTIN, M.B., F.R.C.S. (Ed.)**
and **DOUGLAS GUTHRIE, M.D., F.R.C.S. (Ed.)**

"The illustrations are many and good, the book is well balanced and clearly written and may confidently be recommended for the use of students and practitioners."—*Lancet*.

"Will prove of the greatest value to students and indeed to those devoting themselves to the specialty."—*Journal of Laryngology and Otology*.

Demy 8vo, 272 pp. 15s. net, Postage 6d.

ASTHMA

By **FRANK COKE, F.R.C.S.**

With Frontispiece in colour illustrating the
Dermal Reactions, and other illustrations.

Contains a consideration of 350 cases of asthma examined and treated in the light of the new work that has been accomplished on this subject during the last few years.

"Brightly written, and shows evidence of much practical experience and a knowledge of the literature."—*British Medical Journal*.

Second Fully Revised English Edition. Demy 8vo., 362 pp. 689 Illustrations. 17s. 6d. net, Post. 6d.

OTO-RHINO-LARYNGOLOGY

For the Student and Practitioner.

By **Dr GEORGES LAURENS**

Authorised Translation of the Fourth Fully
Revised French Edition.

By **H. CLAYTON FOX, F.R.C.S., Late Aural
Surgeon, Ministry of Pensions, London Area.**

"Full of sound points and diagrammatic illustrations, many of which are of great practical value."—*Lancet*.

BRISTOL: JOHN WRIGHT & SONS LTD. LONDON: SIMPKIN & CO. LTD.

CENTRAL LONDON THROAT, NOSE, AND EAR HOSPITAL

GRAY'S INN ROAD

(Near King's Cross Stations)

DAILY CLINICS. Lectures on Fridays, 4 p.m.

OVER 11,000 NEW PATIENTS LAST YEAR. 50,000 ATTENDANCES.

IN-PATIENT DEPARTMENT, 43 BEDS. In-Patient Operations Daily.

SPECIAL INTENSIVE COURSE OF LECTURES AND DEMONSTRATIONS
(including Operative Surgery Course) in co-operation with the
Fellowship of Medicine is held twice yearly, in May and October

SURGEONS

Dr PETER H. ABERCROMBIE

Dr DAN MCKENZIE

Mr NICOL RANKIN

Dr ANDREW WYLIE

Mr HAROLD KISCH

Mr ARCHER RYLAND

ASSISTANT SURGEONS

Mr F. W. WATKYN-THOMAS

Mr C. GILL-CAREY

Mr ARMOUR BROWN

CLINICAL ASSISTANTS

Are appointed from among those duly qualified gentlemen who have been enrolled as Post-Graduate Students of the Hospital.

FEES

For attendance on the practice of the Hospital—

Three months 5 guineas | Six months 8 guineas
Special Course, 12 guineas, or without Operative Surgery, 5 guineas.

Further particulars on application to

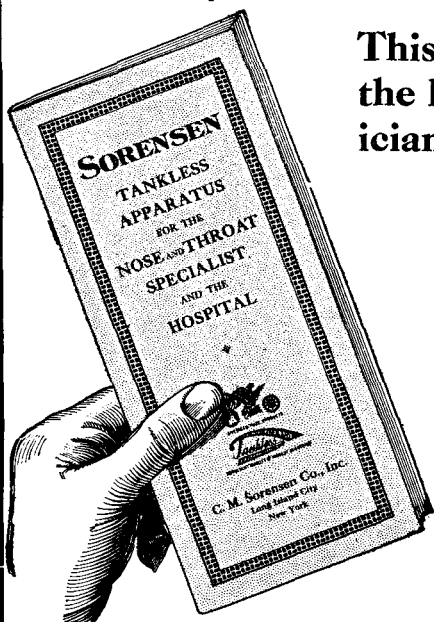
ARCHER RYLAND, F.R.C.S.Ed.,
Dean.

RICHARD KERSHAW,
Secretary-Superintendent.

CONTENTS

	PAGE
FURUNCLE OF THE RIGHT NASAL VESTIBULE: SEPTIC THROMBOSIS OF THE CAVERNOUS BLOOD SINUSES: LEPTOMENINGITIS: DEATH: AUTOPSY. A. Logan Turner, M.D., P.R.C.S.Ed., and F. Esmond Reynolds, M.B.	73
TREATMENT OF CONGESTED AND ENLARGED INFERIOR TURBINATES. F. H. B. Norrie, M.B., F.R.C.S.Ed., Calcutta	87
NOTE ON THE CONNECTION OF BRAIN ABSCESS WITH BRONCHIECTASIS. James Adam, M.D., Glasgow	93
THE RESULTS OF IONIC MEDICATION IN CHRONIC MIDDLE-EAR SUPPURATION. Nora Lister, M.B., Ch.B., Clinical Assistant	94
CLINICAL RECORDS:—	
An Unusual Cause of Death after Removal of Adenoids and Tonsils. H. Bell Tawse, F.R.C.S.(Eng.), Nottingham	97
Hæmorrhage from the Nasopharynx following Adenoid Curettage. F. C. Ormerod, M.D.(Manch.), F.R.C.S.Ed.	97
An Unusual Path of Extrusion of a Retained Tooth Fang. F. C. Ormerod, M.D.(Manch.), F.R.C.S.Ed.	99
SOCIETIES' PROCEEDINGS—	
Royal Society of Medicine—Section of Laryngology	100
ABSTRACTS—	
The Ear	105
The Nose and Accessory Sinuses	108
The Pharynx	114
The Larynx	117
Miscellaneous	118
OTO-LARYNGOLOGY AT GUY'S HOSPITAL, LONDON	121
REVIEWS OF BOOKS	128
OPERATION CHAIR. E. Musgrove Woodman	132
GENERAL NOTES	134

Have you received YOURS?



This Catalogue should be in the hands of every Physician, Surgeon, Specialist, and Hospital Official

It's a 48-page book showing every form of the famous Sorensen Tankless Air Compressor, which revolutionized the creation of compressed air and suction for all purposes, including anæsthesia.

From the smallest portable to the largest hospital outfit, all have earned the approval of professional men through rendering dependable service, through meeting the most exacting requirements.

Simply ask for "Catalogue H" and it will be mailed at once, by the—

—Agents for Great Britain:

Rouse & Sons, Ltd.
50 Mortimer Street, LONDON, W. 1