

The Journal of Laryngology and Otology

EDITED BY
WALTER HOWARTH

WITH THE ASSISTANCE OF
W. M. MOLLISON

Contents

THE LYMPHO-EPITHELIOMATA	J. I. MUNRO BLACK
THE OPERATIVE TREATMENT OF CHRONIC MASTOID DISEASE	SOMERVILLE HASTINGS
CLINICAL RECORD—	
STREPTOCOCCAL MASTOIDITIS AND MENINGITIS FOLLOWING A SIMPLE TONSILLECTOMY, WITH RECOVERY	A. B. SMITH and C. E. SCOTT
CLINICAL NOTE—	
REPAIR FOR PARTIAL LOSS OF THE AURICLE	C. HAMBLEN-THOMAS
SOCIETIES' PROCEEDINGS—	
ROYAL SOCIETY OF MEDICINE—SECTION OF OTOLGY	
ABSTRACTS—	
THE EAR	THE OESOPHAGUS
THE NOSE	MISCELLANEOUS
THE LARYNX	
REVIEW OF BOOK	LETTER TO THE EDITOR
	GENERAL NOTES


London
Headley Brothers
109 Kingsway, W.C.2

Monthly, 4/- net post free

Annual Subscriptions 40/- net

DO DEAF AIDS IMPROVE THE HEARING?

Recent reports of Research Work carried out under the auspices of the Medical Research Council indicate that the prolonged use of a suitable deaf aid does not in any way injure the hearing, but that in many cases considerable improvement occurs. There are deaf aid manufacturers who claim that the use of their instrument decreases the physiological degree of deafness. I make no such claim, not believing it proven, but my experience agrees with the medical reports in that there is a distinct improvement in mental appreciation, and that in many cases users of high quality hearing aids hear better even without the instrument as time goes on. In practice mental appreciation is far more important than physiological degree of deafness which is compensated for by turning the volume control knob. The improvement of mental appreciation and the preservation of hearing are controlled by the use of the highest quality hearing aid available. The obvious choice is the AMPLIVOX, the first and most widely used High Fidelity hearing Aid. I should be glad to send you full particulars of the AMPLIVOX hearing aids.



Governing Director.

AMPLIVOX LTD.

106 George Street, Portman Square, London, W.1.

Telephone: Welbeck 2591/2

29 St. Vincent Place, Glasgow, C.I.

Telephone: Central 3097

62a Bold Street, Liverpool, 1.

Telephone: Royal 4944.

The AMPLIVOX is obtainable in the United Kingdom only from the manufacturers—AMPLIVOX LTD.—and from Messrs. T. Hawksley, W. H. Pettifor, and Aids for the Deaf. There are appointed representatives in Australia, New Zealand, Canada, South Africa, India, Eire, France, Belgium, Holland, Norway, Sweden, Denmark and Roumania.

Please mention *The Journal of Laryngology* when replying to advertisements

GOLDEN SQUARE THROAT, NOSE AND EAR HOSPITAL

Near Piccadilly Circus LONDON, W.1 *Gerrard 4058*

HONORARY MEDICAL STAFF

SURGEONS: Mr. Lionel Colledge; Mr. F. Cunliffe
Ormerod; Mr. A. R. Dingley; Mr. Gilbert H.
Howells; Mr. J. F. Simpson; Mr. S. A. Beards;
Mr. J. C. Hogg.
ASSISTANT SURGEONS: Mr. J. Roydon Peacock;
Mr. J. P. Monkhouse; Mr. Maxwell Ellis;
Mr. G. Livingstone.
PHYSICIANS: Dr. C. E. Lakin; Dr. N. L. Rusby.
NEUROLOGIST: Dr. L. R. Yealland.
PATHOLOGIST: Dr. R. B. Hervey-Wyatt.
OPHTHALMOLOGIST: Mr. F. A. Williamson-Noble.
GENERAL SURGEON: Mr. J. B. Hunter.
DENTAL SURGEON: Mr. B. Mendleson.
RADIOLOGIST: Dr. Hope.
ANÆSTHETISTS: Dr. G. I. Moriarty; Dr. A. W.
Matthew; Dr. S. Coffin; Dr. F. Longhurst;
Dr. D. Lewis; Dr. C. Hochschild; Dr. G. Edwards;
Dr. Blair Gould; Dr. Broad.

The Hospital has **100** beds for In-patients and an annual Out-patient attendance of over **60,000**.

CLINICAL INSTRUCTION

Clinical instruction in the Diagnosis and Treatment of Diseases of the Ear, Nose, and Throat is given in the Out-patient Department from 2 to 5 p.m. daily, and on Tuesdays and Thursdays from 6 to 9 p.m. also. Major operations are performed every morning and afternoon, except Saturdays, in the In-patient Operating Theatres. Minor Operations are performed in the Out-patient Operating Theatre on three mornings a week. Practitioners and Medical Students are admitted to the practice of the Hospital as Post-Graduates. Clinical Assistants, whose duty it is to assist the staff, are appointed as vacancies occur.

For further information apply to the Dean: GILBERT H. HOWELLS.

In addition to the General Wards, there are Semi-private Wards and 11 Private Rooms. The charge for a Private Room is 7 guineas a week, plus a fee for the surgeon.
Further particulars may be obtained from F. P. CARROLL, *Secretary-Superintendent*.

CENTRAL LONDON THROAT, NOSE AND EAR HOSPITAL GRAY'S INN ROAD

(Near King's Cross Stations)

DAILY CLINICS. LECTURES ON FRIDAYS, 4 p.m.

OVER 11,000 NEW PATIENTS YEARLY. 50,000 ATTENDANCES.

IN-PATIENT DEPARTMENT (Hospital and Recovery Home), 104 BEDS.

COURSES IN ANATOMY AND PHYSIOLOGY by the Teacher in Anatomy for Part I of the D.L.O. Examination, and CLINICAL COURSES by the Honorary Medical Staff for Part II of the Examination are given twice yearly.

COURSES IN METHODS OF EXAMINATION AND DIAGNOSIS at frequent intervals.

SURGEONS

Mr. HAROLD KISCH	Mr. C. GILL-CAREY
Mr. ARCHER RYLAND	Mr. J. D. McLAGGAN
Mr. F. W. WATKYN-THOMAS	Mr. W. A. MILL

ASSISTANT SURGEONS

Mr. A. LOWNDES YATES, Mr. N. ASHERSON, Mr. W. G. SCOTT-BROWN

CLINICAL ASSISTANTS

available for periods of three, six or twelve months.

The teaching provided covers all the requirements of students taking the D.L.O. (R.C.P. & S.Eng.)

Further particulars on application to

C. GILL-CAREY, F.R.C.S. Ed., *Dean*.

JOHN H. YOUNG, *Secretary-Superintendent*.

Please mention *The Journal of Laryngology* when replying to advertisements

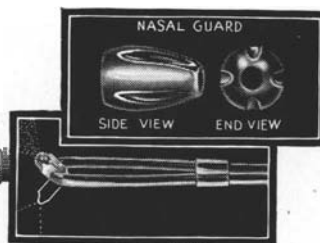
PRESCRIBE DeVilbiss

No. 15 ATOMIZER

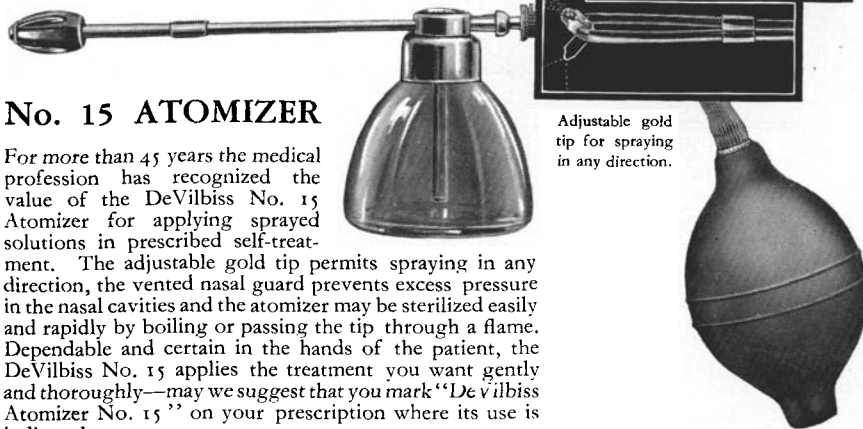
For more than 45 years the medical profession has recognized the value of the DeVilbiss No. 15 Atomizer for applying sprayed solutions in prescribed self-treatment. The adjustable gold tip permits spraying in any direction, the vented nasal guard prevents excess pressure in the nasal cavities and the atomizer may be sterilized easily and rapidly by boiling or passing the tip through a flame. Dependable and certain in the hands of the patient, the DeVilbiss No. 15 applies the treatment you want gently and thoroughly—may we suggest that you mark "De Vilbiss Atomizer No. 15" on your prescription where its use is indicated.

AEROGRAPH Co. Ltd., 43 Holborn Viaduct, London, E.C.1. Sole distributors of DEVILBISS products in the United Kingdom. Telephone: Holborn 1257 and 1258

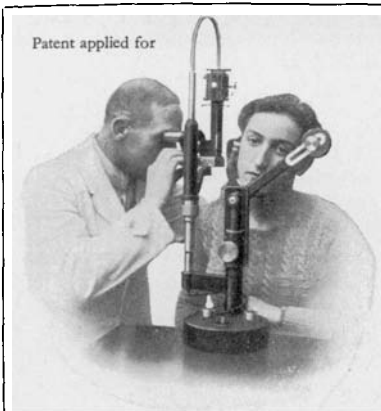
Ventilating Grooves prevent excess pressure in Nasal Cavities.



Adjustable gold tip for spraying in any direction.



CVS-86



THE NEW OTO-MICROSCOPE

A Big Step Forward!

Specially suited for both Practising Surgeons and Research Workers

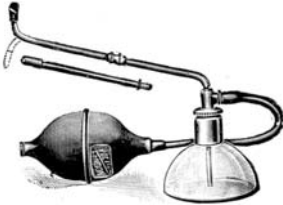
Printed description free

**HAAG-STREIT, Bern,
Seilerstrasse 9, Switzerland**

For Advertisement space in this Journal apply to :
HEADLEY BROTHERS, 109 Kingsway, London, W.C.2

Please mention *The Journal of Laryngology* when replying to advertisements

ROGERS' STANDARD SPRAYS

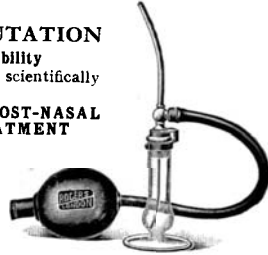


HAVE A
WORLD-WIDE REPUTATION
For Efficiency & Reliability
 They are made in many forms, scientifically
 designed for
NASAL, PHARYNGEAL, POST-NASAL
and LARYNGEAL TREATMENT

*Particulars gladly supplied
 on request*

Sole Manufacturer—

FRANK A. ROGERS (LATE OF OXFORD ST.)
 1 Beaumont Street, London, W.1



FOURTH EDITION.

FULLY REVISED.

Demy 8vo, 473 pp. 243 Text Illustrations and 21 plates (of which 8 are in colour). 20s. net, postage 6d.

DISEASES OF THE NOSE, THROAT AND EAR

For Practitioners and Students

Edited by **A. LOGAN TURNER, M.D., LL.D., F.R.C.S.E.**

With the collaboration of

**J. S. FRASER, M.B., F.R.C.S.E., J. D. LITHGOW, M.B., F.R.C.S.E., G. EWART MARTIN, M.B., F.R.C.S.E.,
 DOUGLAS GUTHRIE, M.D., F.R.C.S.E., CHARLES E. SCOTT, M.B., F.R.C.S.E., and
 JOHN P. STEWART, M.D., F.R.C.S.E.**

“There is no other book which includes laryngology and otology with such success. . . . The present edition should surpass the previous issues in popularity.”—British Medical Journal.

Bristol: John Wright & Sons Ltd.

London: Simpkin Marshall Ltd.

Mail Your Order Now!

PROBLEMS OF THE DEAF

By **MAX A. GOLDSTEIN, M.D., F.A.C.S.**

610 Pages—273 Illustrations—Leather Bound

\$6.00 Postage prepaid

An unusual, authoritative and comprehensive volume of XIX chapters, covering every phase of work with the Deaf, Deafened and Speech Defective, by an otologist and teacher of 40 years' experience, including :

Chronological History of Deafness—Anatomy and Physiology—Mechanics of Speech—Speech Defects—Cerebral Localization—Hearing Tests—Methods of Instruction—The Acoustic Method—Training of Teachers—The Deaf Child—Hard-of-Hearing Child—Physician and Deaf Child—Parent of Deaf Child—Deafened Adult—Hearing Aids—Schools for the Deaf—Quacks and Quackeries—Research.

Published by THE LARYNGOSCOPE PRESS

4574 West Papin Street

ST. LOUIS, MO.

Please mention *The Journal of Laryngology* when replying to advertisements

GUY'S SILENT SUCTION APPARATUS

as made for

WM. MAYHEW MOLLISON, C.B.E., F.R.C.S.

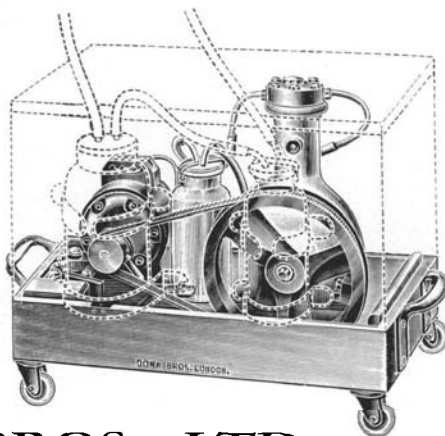


“ An efficient *silent* suction apparatus is essential in many throat investigations and operations and indeed is used for many operations on other parts of the body.

“ The above illustration shows an Electric Suction Apparatus which can rightly claim to be more efficient than the apparatus generally in use. The suction is continuous and so powerful that clots of blood and the most tenacious mucus are quickly removed. The apparatus is quiet and can easily be moved about the operation theatre and from one theatre to another. It is possible to use it for intra-tracheal

insufflation at the same time as suction since the pump delivers sixty litres of air per minute. The valves in the cylinder head are strong and specially designed for silence in operation and the sump of the machine carries enough oil for six months' continuous use; this ensures efficiency with the minimum of attention. The entire unit is mounted in a robust mahogany case which is fitted with four rubber-tyred castors. On the side of the case two large screw necked bottles are mounted. These bottles are the commercial 'Kilner' type and can therefore be replaced with the minimum of expense. Blood and other fluids are removed from the operating field by the suction plant and find their way into the big bottle. The second bottle is a safety trap in the unlikely event of the first bottle becoming full at a moment when it is inconvenient to change it.

“ There are no resistances to regulate the speed and in order to use the apparatus it is only necessary to connect it to the main electrical supply.” The makers are Down Bros., Ltd., London.



DOWN BROS., LTD.

21 & 23 ST. THOMAS'S STREET, LONDON, S.E.1

(Opposite Guy's Hospital)

and at 22a CAVENDISH SQUARE, LONDON, W.

Telephone : MAYFAIR 0406

Please mention *The Journal of Laryngology* when replying to advertisements

BINDING

Journal of Laryngology & Otology

Subscribers wishing to have their Journals bound can do so by sending them to the Publishers.

Volumes are strongly bound in whole dark blue buckram cases, with gold tops and gold lettering on spine. The cost of binding is 10s. per volume, including postage.

Missing parts can be supplied at 4s. each, or the whole volume, complete in the above binding, for 48s.

Publishers' cases can be supplied for 3s. 6d.

HEADLEY BROTHERS, 109 KINGSWAY, LONDON, W.C.2

BACK NUMBERS OF THE Journal of Laryngology & Otology

Back numbers of most issues of this Journal can be obtained from the Publishers, HEADLEY BROTHERS, 109 Kingsway, London, W.C.2. The following, however, are out of print, and no stock is at present available :

1887	January, April-June and August-December.	1896	February and March.
1888	January-March and August.	1897	January, August-October.
1889	November.	1902	February.
1891	January, August and September.	1914	August.
1893	January.	1916	April.
1895	January, February and August.	1920	January and August.
		1921	January, October-December.
		1935	September.

If any subscribers have any of these copies which they do not need, it would be greatly appreciated if they would return them to the Publishers who will refund the full published price.

HEADLEY BROTHERS, 109 KINGSWAY, LONDON, W.C.2

Please mention *The Journal of Laryngology* when replying to advertisements

The Journal of Laryngology and Otology

(Founded in 1887 by MORELL MACKENZIE and NORRIS WOLFENDEN)

EDITED BY

WALTER HOWARTH

ASSISTED BY

W. M. MOLLISON

1. Original Articles are accepted on the condition that they have not been published elsewhere.

2. Manuscripts should be typewritten, on one side only of the paper, and well spaced.

3. Galley proofs and engraver's proofs of illustrations are sent to the author. Corrections, which should be kept to a minimum, must be clearly marked and no additional matter added.

4. Orders for reprints should be sent when returning galley proofs, and for this purpose special forms are supplied, on which the price of the reprints is stated.

5. Authors of Original Communications on Oto-Laryngology in other Journals are invited to send a copy, or two reprints, to the *Journal of Laryngology*. If they are willing, at the same time, to submit their own abstract (in English, French, Italian, or German) it will be welcomed.

6. Editorial Communications may be addressed to THE EDITOR, *Journal of Laryngology*, c/o HEADLEY BROTHERS, 109 Kingsway, London, W.C.2.

7. The Annual Subscription commencing with the January issue is Two Pounds sterling, post free, and is payable in advance.

8. Single copies, both of the present and the previous series, are on sale at Four Shillings each.

9. All Subscriptions, advertising and business communications should be sent to the Publishers, HEADLEY BROTHERS, 109 Kingsway, London, W.C.2.

United States of America

Orders for this Journal may be sent either through a local bookseller, or to Messrs. G. E. STECHERT & Co., 31-33 East 10th Street, New York, or may be sent direct to the Publishers, HEADLEY BROTHERS, 109 Kingsway, London, W.C.2, England.

Please mention *The Journal of Laryngology* when replying to advertisements

CONTENTS

	PAGE
THE LYMPHO-EPITHELIOMATA. J. I. Munro Black (Newcastle)	225
THE OPERATIVE TREATMENT OF CHRONIC MASTOID DISEASE. Mr. Somerville Hastings (London)	246
CLINICAL RECORD—	
Streptococcal Mastoiditis and Meningitis following a simple Tonsillectomy, with recovery. A. B. Smith and C. E. Scott (Edinburgh)	256
CLINICAL NOTE—	
Repair for Partial Loss of the Auricle. C. Hamblen-Thomas	259
SOCIETIES' PROCEEDINGS—	
Royal Society of Medicine—Section of Otology	261
ABSTRACTS—	
The Ear	271
Fractures of the Petrous Pyramid and Loss of Function. A. Rainer; Neuritis of the VIIIth Cranial Nerve in Food Poisoning. H. Leicher; Streptococcal Meningitis. T. Cawthorne; Alcoholic Labyrinthine Injection through the Oval Window in the Treatment of Aural Vertigo. R. Peacock.	
The Nose	272
Remarks on a case of Neuroepithelioma of the Nasal Fossae (Esthesioneuro- epitheliome Olfactif). André Massier and Jacques Duguet; Orbital Fluxions of Nasal Sinus Origin. Sargnon and Paufigue.	
The Larynx	274
Associated pathological Conditions of the Thyroid and Larynx: Laryngo-tracheal Stenosis caused by Goitres. Prof. Van Den Wildenberg; The Tomography or Planigraphy of the Normal and Pathological Larynx. Canuyt and Gunsett.	
The Œsophagus	275
Œsophagotomy and Mediastinotomy. P. Guns.	
Miscellaneous	276
Diphtheria—a Preventable Disease. Fitzgerald, Fraser, McKimmon and Ross; Non-erupted Canine Teeth—Three Complications. P. Dufreche; X-ray Treatment of Facial Furuncles and in particular those of the Upper Lip. J. M. Irisarri; Clinical Study of Headaches and Sympathetic Phenomena of Nasal Origin. A. Laskiewicz.	
REVIEW OF BOOK	278
LETTER TO THE EDITOR	281
GENERAL NOTES	282