

## IndustryNews

### Super Optical Welcomes Rachel Kreppert as a Marketing Specialist



Rachel Kreppert will focus on developing new marketing strategies and expanding brand awareness of Super Optical and FastGrind brands. The FastGrind system is progressing to stay at the cutting edge of an ever-changing optical industry. Rachel received her degree in marketing from the University of Kentucky in Lexington, KY. With a background in social media, customer service, and digital marketing, she is looking forward to bringing a fresh set of ideas to the Super Optical brand.

Super Optical  
[www.superoptical.com/fast-grind](http://www.superoptical.com/fast-grind)

### Physik Instrumente Appoints Dave Rego its New President of North America Operations



Physik Instrumente (PI), a leader and solution provider in motion control and precision automation systems, announces Dave Rego as the new President of PI's North American Operations. Rego (19 years at PI) has grown within the sales operations and proven himself a leader in progressive sales management.

He built excellent relationships with key customers and gained an understanding of PI's manufacturing capabilities. Rego possesses a substantial background in precision motion technology, leadership, and project management.

Physik Instrumente  
[www.pi-usa.us](http://www.pi-usa.us)

### Olympus and Ultivue Announce Comarketing Agreement

Olympus, manufacturer of life science imaging systems, and Ultivue, a developer of tissue biomarker identification and quantification assays, have entered into a comarketing agreement. The partnership will provide solutions to the scientific community's need for fluorescent multiplexing. Lee Wagstaff, Vice President for Life Science Sales and Marketing (Olympus), indicated strong confidence in Ultivue technology, which Olympus views as an important step in advancing quantitative labeling and analysis. With launching of the VS200 slide scanning system and their existing partnership with quantitative image analysis leader Visiopharm, Olympus is now positioned to address customers' needs throughout their workflow.

Olympus, Ultivue  
[www.olympus-lifescience.com](http://www.olympus-lifescience.com), [www.ultivue.com](http://www.ultivue.com)

### RPMC Lasers Announces Exclusive Partnership with mirSense

RPMC Lasers Inc, a leading laser distributor in North America, is excited to announce an exclusive distribution agreement with mirSense (<http://mirsense.com>) that will cover their Quantum Cascade Laser (QCL) product lines. mirSense manufactures a full range of ITAR-free QCLs from a chip on a submount to complete turnkey systems, including customized OEM modules to integrate into end products ranging from gas analyzers to DIRCM defense systems.

RPMC Lasers  
[www.rpmclasers.com](http://www.rpmclasers.com), [www.tssmicroscopy.com](http://www.tssmicroscopy.com)

### JEOL Acquires Integrated Dynamic Electron Solutions, Inc. (IDES)

IDES is now a wholly owned subsidiary of JEOL USA, Inc. JEOL TEMs are designed to observe materials at atomic resolution and examine their static structure. IDES's unique technology will upgrade these TEM systems to ultrafast time resolved TEMs capable of capturing still and dynamic images in nano- to femto-seconds and recording them with nanometer-scale spatial resolution. These innovative systems can be used to explore dynamic and quantum phenomena beyond the reach of conventional TEMs.

JEOL USA  
[www.jeolusa.com](http://www.jeolusa.com)

### WITec ParticleScout Wins Innovation Award from the Analytical Scientist

The WITec ParticleScout, an advanced tool for microparticle analysis, was recognized by The Analytical Scientist Innovation Awards (TASIA) as one of the most inventive scientific products of 2019. This distinction was bestowed at a time when microparticles generally are receiving widespread media attention. The TASIA's panel of experts highlight the best technology, instrumentation, and software making waves throughout the analytical science community.

PressBox  
[www.pressebox.de/pressemitteilung/witec-gmbh/WITec-ParticleScout-Wins-Innovation-Award-from-The-Analytical-Scientist/boxid/987011](http://www.pressebox.de/pressemitteilung/witec-gmbh/WITec-ParticleScout-Wins-Innovation-Award-from-The-Analytical-Scientist/boxid/987011)

### Olympus Launches Innovative Incubation Monitoring System with Cell Count and Confluency Analysis



The OLYMPUS Provi CM20 monitoring system provides quantitative data about the health of cell cultures while they are in the incubator. The system periodically scans the cultures, counts the number of cells, determines confluency, and wirelessly communicates the data to a tablet or PC. The CM20 system provides data acquisition that

helps to improve reproducibility and stability during cell culture.

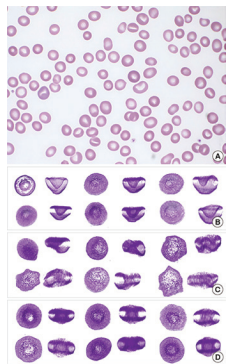
Olympus  
[www.olympus-lifescience.com](http://www.olympus-lifescience.com)

### TSS Microscopy Opens a New Service and Support Center in Hsinchu, Taiwan

The new TSS center will enable better customer service in the Asia-Pacific region. Staffed with a full-time field service engineer and Mandarin-speaking staff, the facility houses four FEI Dual Beam instruments—an Expida 1255, an Expida 1265, a Strata 235, and a Strata 400—for engineer training, parts testing, and demonstrations. A full inventory of parts, such as Ga LMI sources, FEG modules, and other consumables, will be stocked.

TSS Microscopy  
[www.tssmicroscopy.com](http://www.tssmicroscopy.com)

## Tomocube Holotomography Microscopy Drives Rapid Diagnosis of Blood Cancers



Uniquely shaped red blood cells observed for the first time could be the breakthrough in diagnosis of Myelodysplastic Syndrome (MDS). The three-dimensional shape of erythrocytes is strongly associated with various malignant blood disorders, but conventional optical imaging only provides information on two-dimensional morphology. A Korean research team has used the Tomocube holotomography microscope to observe the 3D morphology of uniquely shaped red blood cells (RBCs) for the first time in the peripheral blood of a patient diagnosed with MDS.

Tomocube, Inc.  
www.tomocube.com

## Miltenyi Biotec Introduces World's First Operator-Free, GMP-Compliant Cell Sorter



The new MACS® GMP Tyto® Cartridge from Miltenyi Biotec opens possibilities for fluorescence-based, GMP-compliant cell sorting—a significant step forward for translational research and medical applications. Developed for the MACSQuant® Tyto® Cell Sorter, this represents the first

GMP-compliant multiparametric, fluorescence-based cell sorter under safe and sterile conditions. The cell sorting system is being put to use in the first human iPS trial of Parkinson's disease at CiRA, Kyoto, where iPS cells were first discovered.

Miltenyi Biotec B.V. & Co. KG  
www.miltenyibiotec.com

## TriFoil Imaging 360° 3D Fluorescence Imaging

Traditional 2D optical imaging is a great technique for efficacy and screening studies, enabling basic understanding of subcutaneous tumor presence or rudimentary bio-distribution. Efforts to gain deeper insight using optical imaging often struggle due to weak excitation sources or limited-angle data collection. TriFoil Imaging's InSyTe offers the world's most advanced 3D fluorescence imaging for pre-clinical applications. Now, NIR probes can be detected in small quantities across the entire mouse physiology.

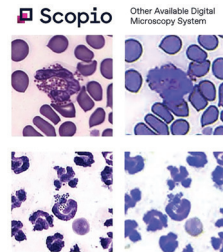
TriFoil Imaging  
www.trifoilimaging.com

## BioImaging North America (BINA) Core Facility Map

BioImaging North America has launched a website with a map of core imaging facilities in North America. These core facilities include those of BINA members who have indicated that they would like to be featured on the website. To add or update information on the core facility map, send an email to [contact@bioimagingna.org](mailto:contact@bioimagingna.org).

BioImaging Core Facilities  
www.bioimagingna.org/core-facilities


## Scopio Labs Announces the ScopioVet Digital Cytology System



The ScopioVet Digital Cytology System provides rapid diagnostics (in 60 minutes), cutting-edge AI tools, and the highest quality scans in the world, improving microscopy and diagnostics for veterinarians. ScopioVet represents the first true end-to-end solution for veterinary digital cytology, consisting of a proprietary microscopy system and an intuitive pathology consultation service with AI tools that automate routine diagnostic tests. The system enables veterinary clinics to scan and send cytology and hematology cases to a global network of clinical pathologists who provide round-the-clock analysis within one hour.

Scopio Labs  
https://scopiolabs.com

## Linkam Scientific Announces New Appointments



- Khanitha Mala, Sales Engineer, has experience in sales and marketing in the medical industry. She will provide customers with solutions for sample characterization using microscopy, spectroscopy, and other imaging applications.
- Dr. Robert Gurney, Marketing and Applications Specialist in the technical marketing team, has experience in thermomechanical testing of soft materials such as polymer nanocomposites, rubbers, adhesives, and organic and inorganic photovoltaics.
- Shrey Sharma, Sales Manager, has experience in research industries ranging from life and materials sciences, pharma, and chemistry.

Linkam Scientific  
www.linkam.co.uk

## Confocal Raman Imaging using Spectroscopy for Materials Analysis and Chemical Distribution



Confocal Raman imaging has increasingly gathered momentum as a method of interest for a wide range of applications, including those involved in materials and bioanalysis. The relative simplicity and reliability of modern Raman instrumentation, higher spatial resolution, and a gradual reduction in purchase price have continued to attract new and varied users to Raman spectroscopy. Jasco, Inc offers a free applications book detailing several uses of Raman spectroscopy at [https://www.jasco.ro/wp-content/uploads/2012/11/JASCO\\_Raman\\_ApplBook.pdf](https://www.jasco.ro/wp-content/uploads/2012/11/JASCO_Raman_ApplBook.pdf).

Jasco, Inc  
https://jascoinc.com

## Akoya Biosciences Launches *The Inside Scope*, a New Blog

*The Inside Scope* blog from Akoya Biosciences provides information from recent articles, webinars, and other sources. Topics include recaps from events and webinars, new products and publications, and new research from customers. Subscriptions are available for direct delivery via email.

Akoya Biosciences  
www.akoyabio.com