

The Journal of Laryngology and Otology

EDITED BY
WALTER HOWARTH

WITH THE ASSISTANCE OF
W. M. MOLLISON

Contents

PATHOLOGICAL CHANGES IN THE EAR IN LATE CONGENITAL SYPHILIS	OTTO MAYER and J. S. FRASER
OTOMICROSCOPY IN THE LIVING	E. LÜSCHER
CLINICAL RECORD— AN UNUSUAL CASE OF BRAIN ABSCESS	HUBERT M. JAY
SOCIETIES' PROCEEDINGS— ROYAL SOCIETY OF MEDICINE—SECTION OF OTOTOLOGY	
ABSTRACTS—	
THE EAR	THE TONSIL AND PHARYNX
THE NOSE AND ACCESSORY SINUSES	THE ŒSOPHAGUS AND ENDOSCOPY
THE LARYNX	THE TRACHEA
LETTER TO THE EDITOR	REVIEW OF BOOK
	GENERAL NOTES

London
Headley Brothers
109 Kingsway, W.C.2


Monthly, 4/- net post free

Annual Subscription, 40/- net

GUY'S SILENT SUCTION APPARATUS

as made for

WM. MAYHEW MOLLISON, C.B.E., F.R.C.S.




“An efficient *silent* suction apparatus is essential in many throat investigations and operations and indeed is used for many operations on other parts of the body.

“The above illustration shows an Electric Suction Apparatus which can rightly claim to be more efficient than the apparatus generally in use. The suction is continuous and so powerful that clots of blood and the most tenacious mucus are quickly removed. The apparatus is quiet and can easily be moved about the operation theatre and from one theatre to another. It is possible to use it for intra-tracheal

insutiation at the same time as suction since the pump delivers sixty litres of air per minute. The valves in the cylinder head are strong and specially designed for silence in operation and the sump of the machine carries enough oil for six months' continuous use; this ensures efficiency with the minimum of attention. The entire unit is mounted in a robust mahogany case which is fitted with four rubber-tyred castors. On the side of the case two large screw necked bottles are mounted. These bottles are the commercial “Kilner” type and can therefore be replaced with the minimum of expense. Blood and other fluids are removed from the operating field by the suction plant and find their way into the big bottle. The second bottle is a safety trap in the unlikely event of the first bottle becoming full at a moment when it is inconvenient to change it.

“There are no resistances to regulate the speed and in order to use the apparatus it is only necessary to connect it to the main electrical supply.” The makers are Down Bros., Ltd., London.



DOWN BROS., LTD.

21 & 23 ST. THOMAS'S STREET, LONDON, S.E.1

(Opposite Guy's Hospital)

and at 22a CAVENDISH SQUARE, LONDON, W.

Telephone: MAYFAIR 0406

Please mention *The Journal of Laryngology* when replying to advertisements

IN ACUTE INFLAMMATORY CONDITIONS, where one of the main objects of treatment is to produce a hyperaemia, the physician will find Antiphlogistine Brand Dressing a valuable medium for this purpose.

It is one of the most convenient ways of applying prolonged moist heat and through its action it helps to abate the severity and duration of the inflammatory attack.

Indicated in cases of

- **Laryngitis**
- **Bronchitis**
- **Tonsillitis**
- **Sinusitis**
- **Otitis Media**
- **Neuralgic Pains**

Sample on request

MADE IN ENGLAND

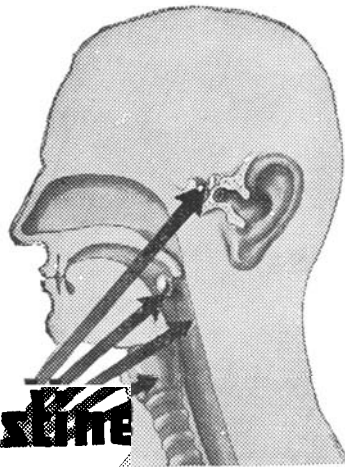
Antiphlogistine

BRAND DRESSING

THE DENVER CHEMICAL MAN'F'G COMPANY

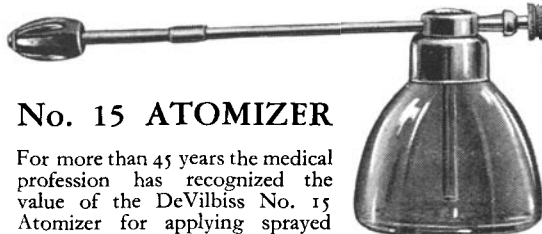
12 CARLISLE ROAD

LONDON, N.W.9



Please mention *The Journal of Laryngology* when replying to advertisements

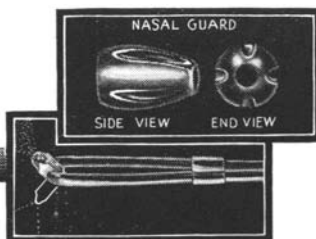
PRESCRIBE DeVilbiss



No. 15 ATOMIZER

For more than 45 years the medical profession has recognized the value of the DeVilbiss No. 15 Atomizer for applying sprayed solutions in prescribed self-treatment. The adjustable gold tip permits spraying in any direction, the vented nasal guard prevents excess pressure in the nasal cavities and the atomizer may be sterilized easily and rapidly by boiling or passing the tip through a flame. Dependable and certain in the hands of the patient, the DeVilbiss No. 15 applies the treatment you want gently and thoroughly—may we suggest that you mark “DeVilbiss Atomizer No. 15” on your prescription where its use is indicated.

Ventilating Grooves prevent excess pressure in Nasal Cavities.



Adjustable gold tip for spraying in any direction.



AEROGRAPH Co., Ltd., 43 Holborn Viaduct, London, E.C.1. Sole distributors of DEVILBISS products in the United Kingdom. Telephone: Holborn 1257 and 1258

CVS-86

FOURTH EDITION. FULLY REVISED.

Demy 8vo, 473 pp. 243 Text Illustrations and 21 plates (of which 8 are in colour). 20s. net, postage 6d.

DISEASES OF THE NOSE, THROAT AND EAR

For Practitioners and Students

Edited by **A. LOGAN TURNER, M.D., LL.D., F.R.C.S.E.**
Consulting Surgeon, Ear and Throat Department, Royal Infirmary, Edinburgh

With the collaboration of
**J. S. FRASER, M.B., F.R.C.S.E., J. D. LITHGOW, M.B., F.R.C.S.E., G. EWART MARTIN, M.B., F.R.C.S.E.,
DOUGLAS GUTHRIE, M.D., F.R.C.S.E., CHARLES E. SCOTT, M.B., F.R.C.S.E., and
JOHN P. STEWART, M.D., F.R.C.S.E.**

“There is no other book which includes laryngology and otology with such success. . . . The present edition should surpass the previous issues in popularity.”—*British Medical Journal.*

Bristol: John Wright & Sons Ltd. London: Simpkin Marshall Ltd.

Urgently Needed

BACK VOLUMES OF THIS JOURNAL

Vol. I (1887) and Vol. II (1888)

Full price refunded if sent to the Publishers

HEADLEY BROTHERS, 109 Kingsway, London, W.C.2

Please mention *The Journal of Laryngology* when replying to advertisements

CENTRAL LONDON THROAT, NOSE AND EAR HOSPITAL GRAYS' INN ROAD

(Near King's Cross Stations)

DAILY CLINICS. LECTURES ON FRIDAYS, 4 p.m.

OVER 11,000 NEW PATIENTS YEARLY. 50,000 ATTENDANCES.

IN-PATIENT DEPARTMENT (Hospital and Recovery Home), 104 BEDS.

COURSES IN ANATOMY AND PHYSIOLOGY by the Teacher in Anatomy for Part I of the D.L.O. Examination, and CLINICAL COURSES by the Honorary Medical Staff for Part II of the Examination are given twice yearly.

COURSES IN METHODS OF EXAMINATION AND DIAGNOSIS at frequent intervals.

SURGEONS

Mr. HAROLD KISCH

Mr. C. GILL-CAREY

Mr. ARCHER RYLAND

Mr. J. D. McLAGGAN

Mr. F. W. WATKYN-THOMAS

Mr. W. A. MILL

ASSISTANT SURGEONS

Mr. A. LOWNDES YATES, Mr. N. ASHERSON, Mr. W. G. SCOTT-BROWN

CLINICAL ASSISTANTS

available for periods of three, six or twelve months.

The teaching provided covers all the requirements of students taking the D.L.O. (R.C.P. & S.Eng.).

Further particulars on application to

C. GILL-CAREY, F.R.C.S. Ed., *Dean.*

JOHN H. YOUNG, *Secretary-Superintendent.*

GOLDEN SQUARE THROAT, NOSE AND EAR HOSPITAL

Near Piccadilly Circus LONDON, W.1 *Gerrard 4058*

HONORARY MEDICAL STAFF

SURGEONS: Mr. Lionel Colledge; Mr. F. Cunliffe Ormerod; Mr. A. R. Dingley; Mr. Gilbert H. Howells; Mr. J. F. Simpson; Mr. S. A. Beards; Mr. J. C. Hogg.

ASSISTANT SURGEONS: Mr. J. Roydon Peacock; Mr. J. P. Monkhouse; Mr. Maxwell Ellis; Mr. G. Livingstone.

PHYSICIANS: Dr. C. E. Lakin; Dr. N. L. Rusby.

NEUROLOGIST: Dr. L. R. Yealland.

PATHOLOGIST: Dr. R. B. Hervey-Wyatt.

OPHTHALMOLOGIST: Mr. F. A. Williamson-Noble.

GENERAL SURGEON: Mr. J. B. Hunter.

DENTAL SURGEON: Mr. B. Mendleson.

RADIOLOGIST: Dr. Hope.

ANÆSTHETISTS: Dr. G. I. Moriarty; Dr. A. W. Matthew; Dr. S. Coffin; Dr. F. Longhurst;

Dr. D. Lewis; Dr. C. Hochschild; Dr. G. Edwards; Dr. Blair Gould; Dr. Broad.

The Hospital has **100** beds for In-patients and an annual Out-patient attendance of over **60,000**.

CLINICAL INSTRUCTION

Clinical instruction in the Diagnosis and Treatment of Diseases of the Ear, Nose, and Throat is given in the Out-patient Department from 2 to 5 p.m. daily, and on Tuesdays and Thursdays from 6 to 9 p.m. also. Major operations are performed every morning and afternoon, except Saturdays, in the In-patient Operating Theatres. Minor Operations are performed in the Out-patient Operating Theatre on three mornings a week. Practitioners and Medical Students are admitted to the practice of the Hospital as Post-Graduates.

Clinical Assistants, whose duty it is to assist the staff, are appointed as vacancies occur.

For further information apply to the Dean: GILBERT H. HOWELLS.

In addition to the General Wards, there are Semi-private Wards and 11 Private Rooms. The charge for a Private Room is 7 guineas a week, plus a fee for the surgeon.

Further particulars may be obtained from F. P. CARROLL, *Secretary-Superintendent.*

Please mention *The Journal of Laryngology* when replying to advertisements

BINDING

Journal of Laryngology & Otology

Subscribers wishing to have their Journals bound can do so by sending them to the Publishers.

Volumes are strongly bound in whole dark blue buckram cases, with gilt tops and gold lettering on spine. The cost of binding is 8s. 6d. per volume including postage.

Any missing parts can be supplied at 4s. each, or the whole volume, complete in the above binding, for 45s. 6d.

Publishers' cases can be supplied for 3s. 6d.

HEADLEY BROTHERS, 109 KINGSWAY, LONDON, W.C.2

INDEX

to the Journal of Laryngology & Otology

VOLUMES XXXVI—XLV

1921—1930

INVALUABLE FOR REFERENCE

Copies are now available and will be sent on receipt of remittance, value Ten Shillings.

Also back numbers as far as available from the commencement of the Journal in 1887, may be obtained from the Publishers

HEADLEY BROTHERS, 109 KINGSWAY, LONDON, W.C.2

Please mention *The Journal of Laryngology* when replying to advertisements

Mail Your Order Now!

PROBLEMS OF THE DEAF

By **MAX A. GOLDSTEIN, M.D., F.A.C.S.**

610 Pages—273 Illustrations—Leather Bound

\$6.00 Postage prepaid

An unusual, authoritative and comprehensive volume of XIX chapters, covering every phase of work with the Deaf, Deafened and Speech Defective, by an otologist and teacher of 40 years' experience, including :

Chronological History of Deafness—Anatomy and Physiology—Mechanics of Speech—Speech Defects—Cerebral Localization—Hearing Tests—Methods of Instruction—The Acoustic Method—Training of Teachers—The Deaf Child—Hard-of-Hearing Child—Physician and Deaf Child—Parent of Deaf Child—Deafened Adult—Hearing Aids—Schools for the Deaf—Quacks and Quackeries—Research.

Published by **THE LARYNGOSCOPE PRESS**

4574 West Papin Street

ST. LOUIS, MO.

ROGERS' STANDARD SPRAYS

HAVE A

WORLD-WIDE REPUTATION

For Efficiency & Reliability

They are made in many forms, scientifically designed for


NASAL, PHARYNGEAL, POST-NASAL and LARYNGEAL TREATMENT

Particulars gladly supplied on request

Sole Manufacturer—

FRANK A. ROGERS (LATE OF OXFORD ST.)

1 Beaumont Street, London, W.1



ADVERTISEMENTS

For information regarding rates for Advertisements in this Journal and space available, apply to

HEADLEY BROTHERS, 109 KINGSWAY, LONDON, W.C.2

to whom also all communications with regard to Subscriptions should be addressed.

Please mention *The Journal of Laryngology* when replying to advertisements

The Journal of Laryngology and Otology

(Founded in 1887 by MORELL MACKENZIE and NORRIS WOLFENDEN)

EDITED BY
WALTER HOWARTH

ASSISTED BY
W. M. MOLLISON

1. Original Articles are accepted on the condition that they have not been published elsewhere.
2. Manuscripts should be typewritten, on one side only of the paper, and well spaced.
3. Galley proofs and engraver's proofs of illustrations are sent to the author. Corrections, which should be kept to a minimum, must be clearly marked and no additional matter added.
4. Orders for reprints should be sent when returning galley proofs, and for this purpose special forms are supplied, on which the price of the reprints is stated.
5. Authors of Original Communications on Oto-Laryngology in other Journals are invited to send a copy, or two reprints, to the *Journal of Laryngology*. If they are willing, at the same time, to submit their own abstract (in English, French, Italian, or German) it will be welcomed.
6. Editorial Communications may be addressed to THE EDITOR, *Journal of Laryngology*, c/o HEADLEY BROTHERS, 109 Kingsway, London, W.C.2.
7. The Annual Subscription commencing with the January issue is Two Pounds sterling, post free, and is payable in advance.
8. Single copies, both of the present and the previous series, are on sale at Four Shillings each.
9. All Subscriptions, advertising and business communications should be sent to the Publishers, HEADLEY BROTHERS, 109 Kingsway, London, W.C.2.

United States of America

Orders for this Journal may be sent either through a local bookseller, or to Messrs. G. E. STECHERT & Co., 31-33 East 10th Street, New York, or may be sent direct to the Publishers, HEADLEY BROTHERS, 109 Kingsway, London, W.C.2, England.

Please mention *The Journal of Laryngology* when replying to advertisements

CONTENTS

	PAGE
PATHOLOGICAL CHANGES IN THE EAR IN LATE CONGENITAL SYPHILIS. Otto Mayer (Vienna) and J. S. Fraser (Edinburgh)	755
OTOMICROSCOPY IN THE LIVING. E. Lüscher (Berne)	779
CLINICAL RECORD—	
An Unusual Case of Brain Abscess. Hubert M. Jay (Adelaide)	787
SOCIETIES' PROCEEDINGS—	
Royal Society of Medicine—Section of Otology	791
ABSTRACTS—	
The Ear	812
Labyrinth Balancing Reactions in Men and Animals following Rapid Tilting round a Longitudinal Axis. A. de Kleyn and C. Versteegh; The Hearing of Fish and the Cristae Acusticae. B. Farkas; Neuralgias and Ear Symptoms associated with Disturbed Function of the Temporomandibular Joint. James B. Costen; The Static Function of the Macula Utriculi and its Otoliths. C. F. Werner; The Surgery of Otosclerosis. G. Holmgren.	
The Nose and Accessory Sinuses	817
Contribution to the Clinical Study of Cutaneous Cancer of the Nose. M. I. Garchine; Congenital Epidermal Fistulae and Cysts of the Nasal Bridge. C. E. Benjamins; Changes in the Mucous Glands and Cavernous Tissue of the Nose due to Age. L. A. Zaritzky.	
The Larynx	819
Caseous Empyema of the Laryngeal Sinus. F. Zollner; Actualities in the Pathology and Treatment of Laryngeal Tuberculosis. Jean Safranek.	
The Tonsil and Pharynx	821
In Favour of Abscess-Tonsillectomy. A. Linck.	
The Œsophagus and Endoscopy	822
Subdiaphragmatic Perforation of the Œsophagus. R. B. Englestad and R. Thrane.	
The Trachea	822
Primary Malignant Disease of the Tracheobronchial Tree. Porter P. Vinson.	
LETTER TO THE EDITOR	823
REVIEW OF BOOK	824
GENERAL NOTES	826