

Examining the comorbidity of ADHD-related behaviours and conduct problems using a twin study design[†]

ANITA THAPAR, RICHARD HARRINGTON and PETER MCGUFFIN

Background Although attention-deficit hyperactivity disorder (ADHD) and conduct disorder (CD) frequently co-occur, the underlying mechanisms for this comorbidity are not well understood.

Aims To examine whether ADHD and conduct problems share common risk factors and whether ADHD+CD is a more heritable variant of ADHD.

Method Questionnaires were sent to 2846 families. Parent-rated data were obtained for 2082 twin pairs and analysed using bivariate genetic analysis and a liability threshold model approach.

Results The overlap of ADHD and conduct problems was explained by common genetic and non-shared environmental factors influencing both categories. Nevertheless, the two categories appeared to be partly distinct in that additional environmental factors influenced conduct problems. It appeared that ADHD+CD was a genetically more severe variant of ADHD.

Conclusions Conduct problems and ADHD share a common genetic aetiology; ADHD+CD appears to be a more severe subtype in terms of genetic loading as well as clinical severity.

Declaration of interest This study was funded by the Medical Research Council (UK) G9608217.

It has consistently been observed that attention-deficit hyperactivity disorder (ADHD) and conduct disorder commonly co-occur, and family and twin study findings suggest that much of this overlap is due to a common genetic aetiology (Silberg *et al*, 1996; Faraone *et al*, 1998). A separate question is whether the subgroup with both ADHD and conduct disorder (ADHD+CD) is distinct from those with pure ADHD. Children who fulfil ICD-10 diagnostic criteria for both hyperkinetic disorder and conduct disorder (World Health Organization, 1992) are separately categorised under hyperkinetic conduct disorder. There is some clinical support for this distinction in that most studies suggest that ADHD+CD is a more severe condition than either disorder alone (Barkley *et al*, 1990; Jensen *et al*, 1997; Kuhne *et al*, 1997), although findings have not been entirely consistent (Leung *et al*, 1996; Taylor *et al*, 1996). Family study findings also suggest that ADHD+CD represents a distinct familial subtype of ADHD (Faraone *et al*, 2000) although twin data are needed to test whether ADHD+CD is genetically distinct or a more severe category of ADHD in terms of genetic loading.

METHOD

Our aims were first to replicate and extend previous twin work on hyperactivity and conduct symptom scores (Silberg *et al*, 1996) by examining whether common genetic and environmental risk factors account for the comorbidity between categorically defined ADHD-related problems and conduct problems, and second to use a liability threshold model to examine whether a comorbid category of 'ADHD+CD' represents a genetically more severe variant of ADHD-related behaviours.

Participants

The sample consisted of school-aged twins (aged 5–17 years) included on the population-based Greater Manchester twin register. This is a register of 2846 live twin births who were identified from community child-health databases for nine health districts in Greater Manchester and Lancashire. The characteristics of the twin register and responding families have been described in detail elsewhere (Thapar *et al*, 2000). The final sample for whom data were available included 767 female twin pairs, 715 male twin pairs and 600 opposite-sex twin pairs. Of the 1920 pairs for whom zygosity could be assigned, 731 (38.1%) were monozygotic, 590 (30.7%) were same-gender dizygotic and 599 (31.2%) were opposite-gender dizygotic; 162 twin pairs could not be assigned zygosity because of incomplete or ambiguous responses.

Measures

Questionnaires were mailed to the families of the twins; non-responders were sent two postal reminders and given one telephone reminder. The overall response rate was 73% (2082/2846). A standard twin similarity questionnaire that has over 90% accuracy (Cohen *et al*, 1975) was used to assign zygosity. Parent ratings of ADHD symptoms for each twin were obtained using a modified version of the DuPaul ADHD rating scale (DuPaul, 1981). The original scale included the 14 DSM-III-R symptoms of ADHD (American Psychiatric Association, 1987) and we added a further four items to cover additional ICD-10 symptoms of hyperkinetic disorder. Each symptom can be rated on a four-point scale of severity, and each item was summed to generate a total ADHD score. Hyperactivity was then defined categorically using the 80th centile as a cut-off point, chosen on the grounds of previously reported validating data (Thapar *et al*, 2000), and in accordance with the approach adopted by others when analysing extreme scores in twins.

Parents were also asked to complete the Rutter A scale (Rutter *et al*, 1970). This scale includes five conduct items, and the scores for these were summed to obtain a total conduct symptom score. A categorical measure of conduct problems was then generated by again using a cut-off above the 80th centile. Children who were assigned to both the 'ADHD+CD' and 'CD' categories

[†]See editorial, pp. 189–190, this issue.

were labelled as 'ADHD+CD' for the liability threshold model analyses.

Although diagnostic criteria were *not* used, for the purposes of simplicity the following discussion refers to the broadly defined study categories as 'ADHD-related behaviours' and 'Conduct problems', and for the subgroup analysis the terms 'pure ADHD', 'pure CD' and 'ADHD+CD' are given in quotation marks to emphasise that these are not diagnostic categories.

Genetic analysis

Univariate and bivariate genetic model fitting

Monozygotic (MZ) and dizygotic (DZ) probandwise concordance rates were calculated and the raw categorical twin data were then summarised in the form of polychoric and asymptotic covariance matrices which were generated using PRELIS (Joreskog & Sorbom, 1988). Genetic models were then fitted to these matrices with the structural equation modelling package Mx (Neale, 1997), using the asymptotic weighted least squares method (Neale & Cardon, 1992).

The full univariate genetic model for a single phenotype includes additive genetic factors (A), shared environmental factors (C) and non-shared environmental factors (E). The overall goodness of fit of a model is given by a chi-squared value, with a smaller value indicating a better fit. Reduced models where additive genes, shared environment and both of these factors are dropped (CE, AE, E models) can then be tested and compared against the fit of the full model by examining the difference in the χ^2 goodness-of-fit values.

This method can then be extended to examine to what extent shared genetic and/or environmental influences explain the covariation or correlation between two phenotypes. Bivariate model fitting using a Cholesky decomposition (see Neale & Cardon, 1992) was used to examine the overlap of categorically defined hyperactivity and conduct problems. The full bivariate model (see Fig. 2) includes a common genetic influence and common non-shared environmental influence on both 'ADHD' and 'CD' (shared environment was not included, given the results of the univariate analysis for 'ADHD'; Thapar *et al*, 2000), and specific genetic, specific shared environmental and specific non-shared environmental factors for conduct problems. Reduced models where the common factors and specific factors were

dropped in turn were tested. The model accepted as the most satisfactory explanation of the data was chosen on the basis of the goodness of fit and parsimony (simplicity of the model). In the results section we also present Akaike's Information Criteria (AIC; Neale & Cardon, 1992) for each model, which provides an indication of goodness of fit and parsimony. The model with the lowest AIC value is chosen as the most satisfactory (Neale & Cardon, 1992).

Using a liability threshold model to examine the relationship between 'ADHD+CD' and 'pure ADHD'

Twins were assigned to a broad category if they were either 'ADHD+CD' or 'pure

ADHD' and to a narrow category if they had been assigned to the 'ADHD+CD' group.

Probandwise concordance rates for the broad and narrow categories were first calculated. For categorical data, the correlation between twins (tetrachoric correlation) can be estimated from the twin concordance and prevalence rates of the disorder assuming an underlying continuously distributed liability. A two-threshold liability model (Fig. 1) (Reich *et al*, 1979) was fitted using the FORTRAN program TWIN2. This uses the GEMINI subroutine (Lalouel, 1983) to minimise a goodness-of-fit χ^2 . Applying the two-threshold model entails estimating four correlations (broad proband-broad co-twin, broad proband-narrow co-twin, narrow proband-broad co-twin and

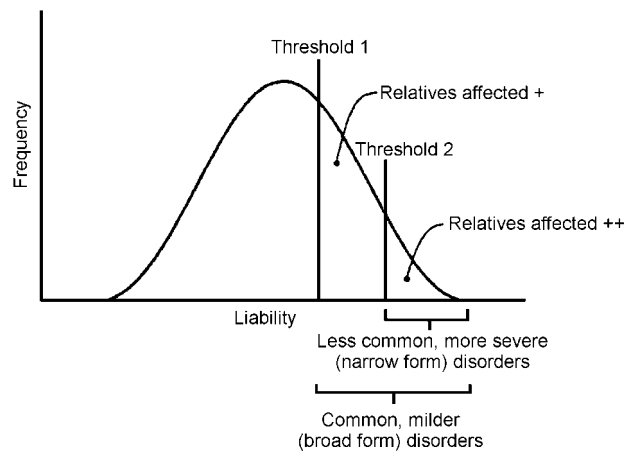


Fig. 1 Liability threshold model: the two-threshold (isocorrelational) type.

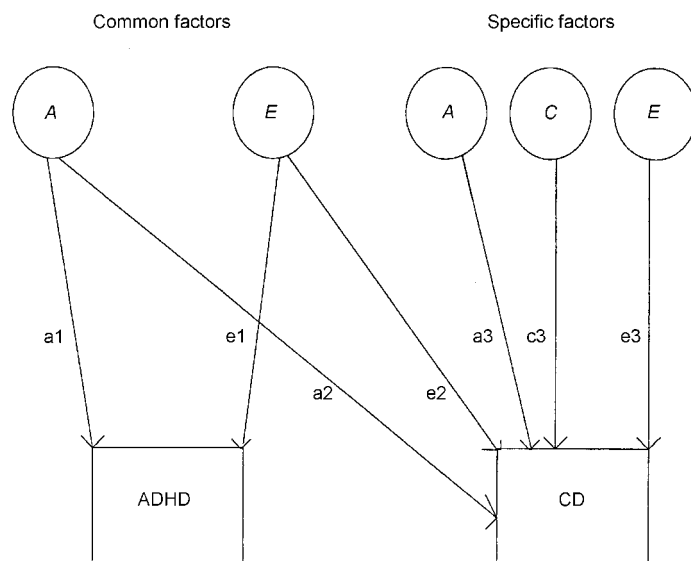


Fig. 2 Full bivariate model for ADHD-related problems and conduct problems; ADHD, attention-deficit hyperactivity disorder; CD, conduct disorder; A, additive genetic factors; C, shared environmental factors; E, non-shared environmental factors.

narrow proband–narrow co-twin). We assume no shared environmental effects, so that the MZ correlations are double the DZ correlations. First, a general model was tested in which all four correlations were estimated. A nested isocorrelational model (Reich *et al*, 1979), which tests whether ‘ADHD+CD’ is a more extreme genetic variant than ‘pure ADHD’ but lies on the same continuum of liability, was then fitted (Fig. 1). In this model, as the name implies, the four correlations are constrained to be equal. An independent model was also applied to test whether ‘pure ADHD’ and ‘ADHD+CD’ are genetically distinct. Here the narrow–broad and broad–narrow twin correlations are constrained to be zero. The models were compared using the difference in χ^2 (see Reich *et al*, 1979, for detailed explanation).

RESULTS

Univariate genetic models

Previous analyses suggested no significant gender effects (Thapar *et al*, 2000). Given that this study focused on categorical data, opposite-gender DZ twin pairs were not included.

Table 1 shows the results of univariate genetic model fitting for ADHD-related behaviours and conduct problems (for more detailed results for ADHD-related behaviours such as teacher ratings and continuous data, see Thapar *et al*, 2000). For conduct problems, an *AE* model where shared environmental effects are dropped results in a significant deterioration in fit compared with the full model ($\chi^2=8.3$, d.f.=1). A *CE* model also provides a poorer fit ($\chi^2=11.65$) and a model of no familial transmission (*E*) results in a very much worse fit. We thus accept the *ACE* model as providing the most satisfactory explanation for conduct problems with a heritability estimate of 47%, a shared environment component of 36% and the non-shared environment component estimated as 17%. For ADHD-related behaviours the most acceptable model is an *AE* model with a heritability estimate of 80%.

Bivariate genetic model fitting

The results of the bivariate model fitting (see Fig. 2 for full model) are shown in Table 2.

It can be seen that neither the common genetic (a2) nor the non-shared

Table 1 Univariate genetic model fitting for ADHD-related problems and conduct problems

Model	h^2	c^2	e^2	χ^2	d.f.	<i>P</i>	AIC
Conduct problems							
<i>ACE*</i>	0.47	0.36	0.17	0	0	–	0
CI	0.20–0.75	0.11–0.60	0.08–0.26				
<i>AE</i>	0.86	[0]	0.14	8.3	1	0.004	6.3
<i>CE</i>	[0]	0.77	0.23	11.65	1	0.001	9.65
<i>E</i>	[0]	[0]	1	654	2	<0.001	650
ADHD-related problems							
<i>ACE</i>	0.80	0.00	0.20	0.056	0	–	0.056
<i>AE*</i>	0.80	[0]	0.20	0.056	1	0.812	–1.94
CI	0.73–0.87		0.11–0.29				
<i>CE</i>	[0]	0.72	0.28	28.9	1	0	26.9
<i>E</i>	[0]	[0]	1	561	2	0	557

h^2 , heritability; c^2 , shared environmental variance; e^2 , non-shared environmental variance.

A, additive genetic factors; ADHD, attention-deficit hyperactivity disorder; AIC, Akaike's Information Criteria; C, shared environmental factors; CI, confidence intervals for parameter estimates of accepted model; E, non-shared environmental factors.

*Accepted model.

environmental component (e_2) for conduct problems can be dropped without a significant deterioration in fit. However, the specific additive genetic factor (a_3) for conduct problems can be removed. Given the results of the univariate model fitting for conduct problems, not surprisingly a reduced model without a shared environment component (c_3) for conduct problems results in a deterioration of fit. Similarly, a specific non-shared environment component (e_3) for conduct problems is also needed to explain the data. The accepted model on grounds of fit and parsimony (lowest AIC value) is shown in Fig. 3.

Examining ADHD+CD using a liability threshold model approach

In Table 3, the probandwise concordance rates for the broad and narrow categories are presented for MZ and DZ twins. The results of threshold analysis are shown in Table 4. For the isocorrelational model testing whether ADHD and ‘ADHD+CD’ lie on the same continuum of liability, a single correlation was estimated and this resulted in no significant deterioration in fit compared with the general model where four correlations were estimated ($\chi^2=2.48$, d.f.=3, $P=0.48$). However, the independent model, which tests whether the broad and narrow categories are transmitted independently, that is whether they are genetically distinct, provided a very poor fit ($\chi^2=229$, d.f.=2, $P<0.001$). On grounds of parsimony we thus accept the

isocorrelational model, where ‘ADHD+CD’ (the narrow category) represents a genetically more extreme variant of ADHD, as providing the most satisfactory explanation of the data.

DISCUSSION

Conduct problems and ADHD share a common genetic aetiology

We first considered ADHD-related behaviours and conduct problems as two separate phenotypes and examined the genetic and environmental contribution to the comorbidity of these two categories. Bivariate genetic analysis showed that the genetic contribution to conduct problems was entirely explained by the same genetic factor influencing ADHD-related behaviours. The comorbidity between the two categories was mostly explained by this common genetic risk factor although a common non-shared environmental factor also contributed to the phenotypic overlap. These findings are consistent with family studies based on clinical diagnoses of ADHD, where ADHD and conduct disorder have been shown to share a common familial risk (Faraone *et al*, 1991, 1998). The twin study findings suggest that this common familial risk is genetic in origin. Our findings are similar to those of Silberg *et al* (1996), who found that a common genetic influence accounted for the covariation in symptoms of ADHD and conduct disorder. It is

Table 2 Bivariate genetic model fitting for ADHD-related problems and conduct problems (see Fig. 2 for full model)

	χ^2	d.f.	P	AIC
Full model	4.05	7	0.774	-9.95
<i>Drop common factors</i>				
drop a2	322.25	8	0	306.25
drop e2	11.092	8	0.197	-4.908
<i>Drop specific factors</i>				
drop a3*	4.08	8	0.850	-11.92
drop c3	11.459	8	0.177	-4.54
drop e3	13.21	8	0.105	-2.79

ADHD, attention-deficit hyperactivity disorder; AIC, Akaike's Information Criteria.
*Accepted model.

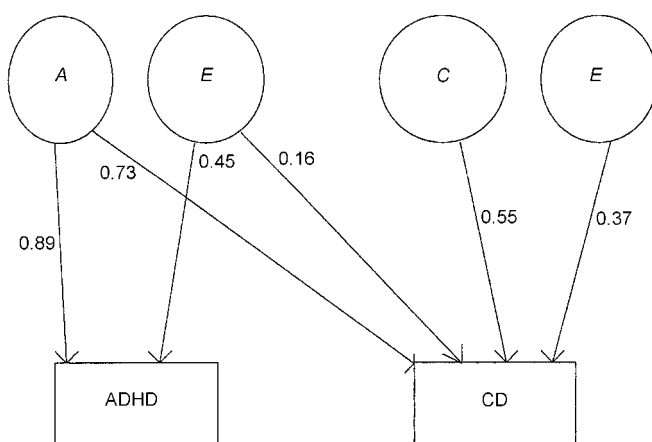


Fig. 3 Accepted bivariate model for ADHD-related problems and conduct-related problems; ADHD, attention-deficit hyperactivity disorder; CD, conduct disorder; A, additive genetic factors; C, shared environmental factors; E, non-shared environmental factors.

interesting that genetic findings on the comorbidity of ADHD-related behaviours and conduct problems from these three studies have been so consistent, despite phenotypic definition having ranged from

Table 3 Probandwise concordance rates for broad and narrow categories of ADHD-related problems

Proband	Concordance rates (%)	
	Broad	Narrow
<i>MZ twins</i>		
Broad	79	53
Narrow	83	74
<i>DZ twins</i>		
Broad	54	37
Narrow	60	47

ADHD, attention-deficit hyperactivity disorder; DZ, dizygotic; MZ, monozygotic.

questionnaire symptom counts and questionnaire-derived categories to interview-based clinical diagnosis.

Additional environmental influences on conduct problems

Despite the overlap of ADHD-related behaviours and conduct problems, inspection of our twin data strongly supported the

distinction of these two categories, in that for both MZ and DZ twins ADHD-related behaviours in one twin rarely predicted conduct problems in the other, and vice versa. The bivariate genetic findings more formally support a degree of aetiological distinction of ADHD-related behaviours and conduct problems in that additional shared environmental and non-shared environmental factors were found for conduct problems. A considerable amount of clinical research has focused on examining the differences between ADHD and conduct disorder. Although there have been some inconsistencies in findings, most results suggest that ADHD and conduct disorder differ in terms of outcome (Taylor *et al*, 1996) and in their pattern of correlates, with ADHD being more commonly associated with neurodevelopmental problems while conduct disorder shows a greater association with social adversity (Taylor *et al*, 1991; Schachar & Tannock, 1995; Leung *et al*, 1996). Our finding of a shared environmental component for conduct problems is in keeping with clinical and epidemiological research, which has consistently shown that conduct disorder is strongly associated with social and family adversity (Rutter *et al*, 1998).

Examining the subgroup of those with both ADHD and conduct problems

The second aim of this study was to examine how 'ADHD+CD' is genetically related to ADHD-related behaviours. Using a liability threshold model approach, our results suggest that 'ADHD+CD' is a quantitative variant of ADHD-related behaviours and represents a category associated with a higher genetic loading. Twin data have not been used previously to examine this issue, although there have been a series of family study-based papers on this topic (Faraone *et al*, 1991, 1998) and a number of studies

Table 4 Results of liability threshold model fitting

	r11	r12	r21	r22	χ^2	χ^2 difference	P
General model	0.39	0.36	0.36	0.41	0.77		
Independent model	0.39	0	0	0.41	229	228	(2 d.f.) < 0.001
Isocorrelational model	0.38	0.38	0.38	0.38	3.25	2.48	(3 d.f.) 0.48

Correlations: r11, broad proband-broad co-twin; r12, broad proband-narrow co-twin; r21, narrow proband-broad co-twin; r22, narrow proband-narrow co-twin.

have focused on the clinical severity, correlates and outcome of 'ADHD+CD' (Jensen *et al*, 1997; Kuhne *et al*, 1997). Most of these studies have shown that 'ADHD+CD' is a more severe variant of ADHD (and conduct disorder alone) in so far as it is associated with more severe symptoms (Jensen *et al*, 1997; Kuhne *et al*, 1997) and a worse outcome (Barkley *et al*, 1990; Jensen *et al*, 1997). Family study findings have suggested that 'ADHD+CD' represents a more familial subtype (Faraone *et al*, 2000) and our twin findings add a further dimension to this by suggesting that 'ADHD+CD' is also a more severe variant of ADHD in terms of genetic loading. One possibility that has to be considered is that our finding of a higher genetic loading for 'ADHD+CD' is an artefact of higher ADHD symptom scores in this subgroup. Although we found that ADHD symptom scores were significantly higher in the 'ADHD+CD' group compared with the 'pure ADHD' group, further analysing twin concordance rates for the 'ADHD+CD' group suggested that the genetic findings did not vary according to symptom severity. Moreover, there is now good evidence from twin studies that the genetic aetiology of high ADHD symptom scores is no different from that for scores across the normal range (Stevenson, 1992; Levy *et al*, 1997). Thus, our results add genetic validation support for the ICD-10 classificatory system whereby ADHD+CD is considered as a category which is related to ADHD, in that hyperkinetic conduct disorder is classified under hyperkinetic disorders, but because it appears to be a more severe genetic (as well as clinical) variant it warrants a separate category.

Limitations

Finally, we have to consider the limitations of this study and how these might have influenced our findings. The results reported here are entirely based on categories defined using questionnaire data, which cannot be equated with clinical diagnoses. Our sample is also population-based, and for these two reasons caution is required in extrapolating the results to clinical populations. Nevertheless, it also has to be emphasised that twin studies based on systematically ascertained population samples are free from the referral and selection biases of clinically referred twin samples. Given that even the largest of population-based twin samples will not yield a sufficient number of twins who meet

CLINICAL IMPLICATIONS

- Attention-deficit hyperactivity disorder (ADHD)-related behaviours and conduct problems share a common genetic aetiology.
- Conduct problems are influenced by additional environmental factors.
- When combined with conduct problems, ADHD behaviour appears to represent a genetically more severe variant of ADHD, which supports the validity of the ICD-10 approach to classifying hyperkinetic disorder.

LIMITATIONS

- Questionnaire measures were used.
- Categories were defined using cut-offs on questionnaires.
- A general population sample was used, so the results may not apply to clinical populations.

ANITA THAPAR, MRCPsych, Child and Adolescent Psychiatry Section, Department of Psychological Medicine, University of Wales College of Medicine, Cardiff, UK; RICHARD HARRINGTON, FRCPsych, University of Manchester Department of Child and Adolescent Psychiatry, Royal Manchester Children's Hospital, Manchester, UK; PETER MCGUFFIN, FRCPsych, Social Genetic and Developmental Psychiatry Research Centre, Institute of Psychiatry, London, UK

Correspondence: Professor Anita Thapar, Department of Psychological Medicine, University of Wales College of Medicine, Heath Park, Cardiff CF14 4XN, UK

(First received 13 March 2000, final revision 28 September 2000, accepted 2 October 2000)

clinical diagnostic criteria for ADHD and ADHD+CD, at present we have to resort to this sort of phenotypic approximation. However, from an aetiological – and more specifically a genetic – perspective, this may not be such an important problem, given that for ADHD at least there is little evidence to suggest genetic discontinuities between extreme and more broad categories and scores (Levy *et al*, 1997).

ACKNOWLEDGEMENTS

Lydia White, Nicole Perrin Trent, Hilary Hood, Amanda Tew and Justine Porter assisted with establishing the twin register and data collection. Kenny Ross assisted with questionnaire design and data coding. We thank Eric Taylor of the Institute of Psychiatry for his comments on the potential confound of more severe symptoms in the ADHD+CD group.

REFERENCES

American Psychiatric Association (1987) *Diagnostic and Statistical Manual of Mental Disorders* (4th edn) (DSM-IV). Washington: APA.

Barkley, R. A., Fischer, M., Edelbrock, C. S., et al (1990) The adolescent outcome of hyperactive children diagnosed by research criteria. I: an 8 year prospective follow up study. *Journal of the American Academy of Child and Adolescent Psychiatry*, **29**, 546–557.

Cohen, D. J., Dibble, E., Grawe, J. M., et al (1975) Reliably separating identical from fraternal twins. *Archives of General Psychiatry*, **32**, 1371–1375.

DuPaul, G. J. (1981) Parent and teacher ratings of ADHD symptoms: psychometric properties in a community-based sample. *Journal of Clinical Child Psychology*, **20**, 245–253.

Faraone, S. V., Biederman, J., Keenan, K., et al (1991) Separation of DSM-III attention deficit disorder and conduct disorder: evidence from a family-genetic study of American child psychiatric patients. *Psychological Medicine*, **21**, 109–121.

—, —, **Mennin, D., et al (1998)** Familial subtypes of Attention Deficit Hyperactivity Disorder: a 4 year follow up study of children from antisocial-ADHD families. *Journal of Child Psychology and Psychiatry*, **39**, 1045–1053.

—, — & **Monuteaux, M. C. (2000)** Toward guidelines for pedigree selection in genetic studies of attention deficit hyperactivity disorder. *Genetic Epidemiology*, **18**, 1–16.

Jensen, P. S., Martin, D. & Cantwell, D. P. (1997) Comorbidity in ADHD: implications for research, practice and DSM-V. *Journal of the American Academy of Child and Adolescent Psychiatry*, **36**, 1065–1079.

- Joreskog, K. G. & Sorbom, D. (1988)** *PRELIS – A Program for Multivariate Data Screening and Data Summarization. A Preprocessor for LISREL (2nd edn)*. Mooresville, NC: Scientific Software.
- Kuhne, M., Schachar, R. & Tannock, R. (1997)** Impact of comorbid oppositional or conduct problems on Attention Deficit Hyperactivity Disorder. *Journal of the American Academy of Child and Adolescent Psychiatry*, **36**, 1715–1725.
- Lalouel, J. M. (1983)** Optimisation of functions. In *Methods of Genetic Epidemiology* (eds N. E. Morton, C. C. Rao & J. M. Lalouel), pp. 235–259. New York: Karger.
- Leung, P. W. L., Ho, T. P., Luk, S. L., et al (1996)** Separation and comorbidity of hyperactivity and conduct disturbance in Chinese schoolboys. *Journal of Child Psychology and Psychiatry*, **37**, 841–853.
- Levy, F., Hay, D. A., McStephen, M., et al (1997)** Attention-deficit hyperactivity disorder: a category or a continuum? Genetic analysis of a large-scale twin study. *Journal of the American Academy of Child and Adolescent Psychiatry*, **36**, 737–744.
- Neale, M. C. (1997)** *Statistical Modeling*. Richmond, VA: Department of Human Genetics, Medical College of Virginia.
- & **Cardon, L. R. (1992)** *Methodology for Genetic Studies of Twins and Families*. Dordrecht: Kluwer.
- Reich, T., Rice, J., Cloninger, C. R., et al (1979)** The use of multiple thresholds and segregation analysis in analyzing the phenotypic heterogeneity of multifactorial traits. *Annals of Human Genetics*, **42**, 371–390.
- Rutter, M., Tizard, J. & Whitmore, K. (1970)** *Education, Health and Behaviour*. London: Longman.
- , **Giller, H. & Hagell, A. (1998)** *Antisocial Behaviour by Young People*. Cambridge: Cambridge University Press.
- Schachar, R. & Tannock, R. (1995)** Test of four hypotheses for the comorbidity of Attention Deficit Hyperactivity Disorder and Conduct Disorder. *Journal of the American Academy of Child and Adolescent Psychiatry*, **34**, 639–648.
- Silberg, J., Rutter, M., Meyer, J., et al (1996)** Genetic and environmental influences on the covariation between hyperactivity and conduct disturbance in juvenile twins. *Journal of Child Psychology and Psychiatry*, **37**, 803–816.
- Stevenson, J. (1992)** Evidence for a genetic etiology in hyperactivity in children. *Behavior Genetics*, **22**, 337–344.
- Taylor, E., Sandberg, S., Thorley, G., et al (1991)** *The Epidemiology of Childhood Hyperactivity*. Oxford: Oxford University Press.
- , **Chadwick, O., Heptinstall, E., et al (1996)** Hyperactivity and conduct problems as risk factors for adolescent development. *Journal of the American Academy of Child and Adolescent Psychiatry*, **35**, 1213–1226.
- Thapar, A., Ross, K., Harrington, R., et al (2000)** Does the definition of ADHD affect heritability? *Journal of the American Academy of Child and Adolescent Psychiatry*, **39**, 1528–1536.
- World Health Organization (1992)** *International Classification of Diseases and Related Disorders (ICD-10)*. Geneva: WHO.