

## Subscription Requests

### Free Subscriptions

Individuals requesting subscriptions, or wishing to change their address, should contact MTsubscriptions at:

**AssociationManagement@microscopy.org**

### Subscription Policies

- Microscopists in the United States and Canada are eligible for gratis mail subscriptions.
- Microscopists in the rest of the world can subscribe to the print edition for \$60US.
- Microscopists in the rest of the world are eligible for gratis email alerts to the digital edition.
- Microscopists anywhere in the world may view the digital edition at the *Microscopy Today* website shown at the bottom of this page.

### Digital Edition

- The digital edition is an exact replica of the print edition, advertisements and all.
- Features include dynamic pages with live webpage and email links, a word-level search function, and variable page magnification to enlarge both text and figures.

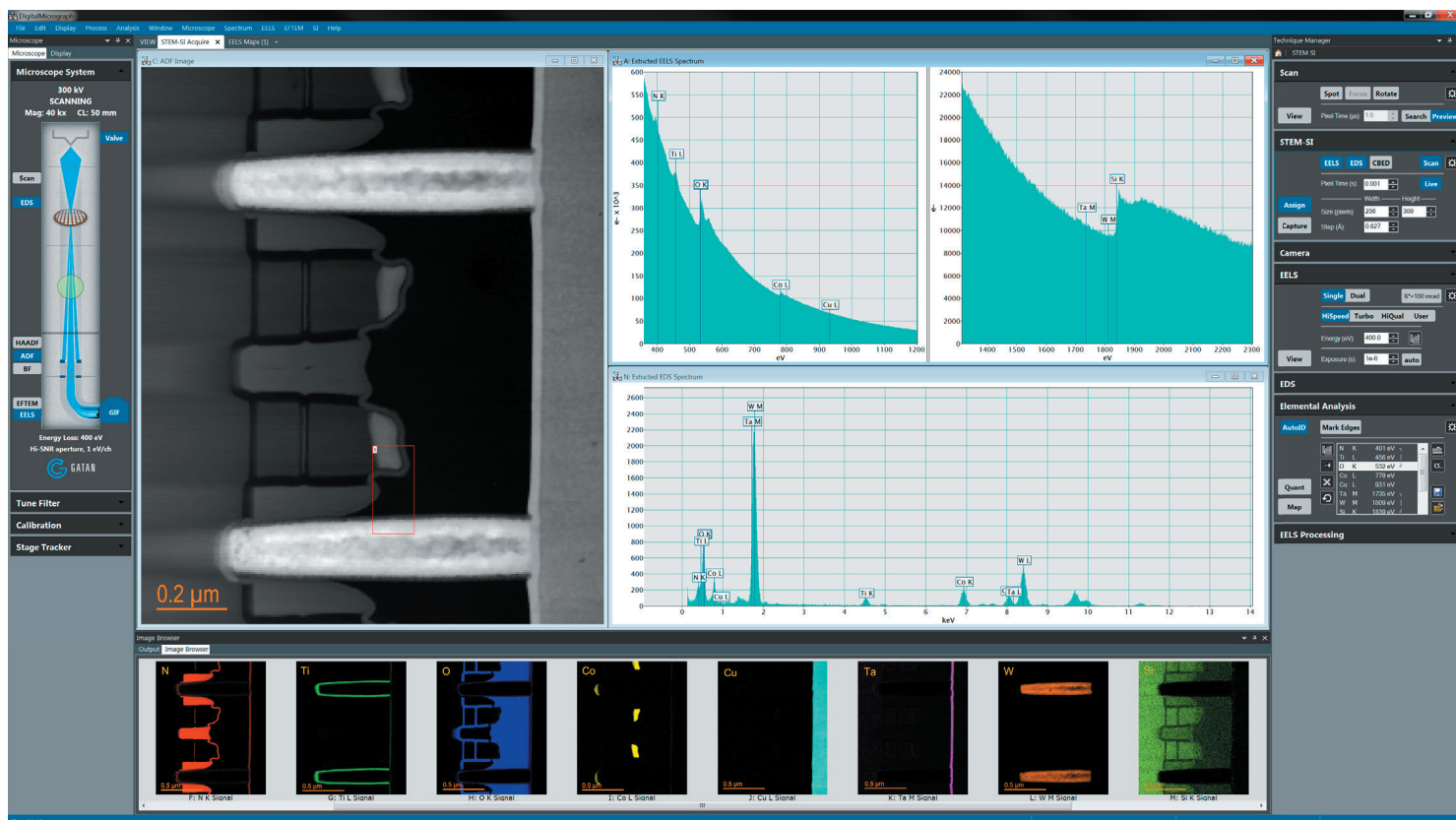
*Microscopy Today* has articles about:

- Innovative instruments and methods
- Applications in various fields
- Hints and tips for novices and experts
- Protocols in microscopy and microanalysis
- Microscopy facilities descriptions
- Meetings and courses
- Success stories in microscopy education
- Historical microscopy and pioneers
- Industry news and product news
- Humorous situations
- Opinions of our readers

## Index to Advertisers

AMT (www.amtimaging.com).....	9
Andor Technologies (www.andor.com) .....	6
Bruker Nano GmbH (www.bruker.com).....	39
Carl Zeiss Microscopy (http://microscopy.zeiss.com/ microscopy/en_us/home.html).....	35
CoolLED (www.cooled.com).....	36
Denton Vacuum (www.dentonvacuum.com).....	28
Diatome (www.emsdiasum.com) .....	31
Duniway (www.duniway.com).....	36
Electron Microscopy Sciences (www.emsdiasum.com) .....	17
European Microscopy Congress (www.emc2016.fr).....	55
Excelitas Technologies (www.excelitas.com) .....	11
FEI Company (www.fei.com).....	4
Gatan Inc. (www.gatan.com).....	Inside back cover
Geller MicroAnalytical Lab (www.gellermicro.com) .....	47
Hitachi High Technologies America (www.hitachi-hhta.com).....	Inside front cover
JEOL USA (www.jeolusa.com).....	23, Outside back cover
Lehigh University (www.lehigh.edu/microscopy).....	37
Lumencor, Inc. (www.lumencor.com).....	19
Microanalysis Society Topical Conference - EBSD (www.microbeamanalysis.org/topical-conferences/ ebsd-2016/welcome).....	61
Microanalysis Society Topical Conference - EPMA (www.microbeamanalysis.org) .....	61
Microscopes International (www.uscopes.com).....	29
minus k TECHNOLOGY (www.minusk.com).....	36
The Ohio State University (https://CEMAS.osu.edu) .....	22
Physik Instrumente (www.pi-usa.us) .....	53
SPI Supplies (www.2spi.com).....	25
Technospex (www.technospex.com).....	10
Ted Pella, Inc. (www.tedpella.com) .....	40, 43
XEI Scientific (www.evactron.com).....	33

# Closer to your research



## Gatan Microscopy Suite<sup>®</sup> 3 software

Experience a complete re-visioning of EM's leading software with new, simplified user interface, ease-of-use features and experiment oriented workflows.

- Fully interactive microscope user interface
- All new, user-friendly electron energy loss spectroscopy (EELS) and energy-dispersive x-ray spectroscopy (EDS) quantification
- Multi-workspace support and streamlined data handling

# GAIN FRESH INSIGHT

IMAGING AND ANALYSIS  
FROM THE NANO TO  
MACRO SCALE




100 µm


100 nm



**NEW!**  
*JCM-6000Plus NeoScope —  
10X-60,000X, SE-BSE-EDS, LV/HV*



**NEW!**  
*JSM-IT100 —  
up to 300,000X, SE-BSE-EDS,  
LV/HV, versatile compact SEM*



**NEW!**  
*JSM-7200F —  
10X to 1,000,000X, compact  
nanolaboratory, ultrahigh  
resolution FE SEM*

**Call us for a demo today!  
See our full suite of JEOL SEMs.**



\* Courtesy of José R. Almodóvar Rivera, University of Puerto Rico Mayagüez Campus

www.jeolusa.com • salesinfo@jeol.com