




M&M 2014

MICROSCOPY & MICROANALYSIS

AUGUST 3 – 7 • HARTFORD, CT



Official M&M 2014 Meeting Guide

REACH FOR THE HIGHEST RESOLUTION AT THE ATOMIC SCALE


ARM300F

THE GRAND ARM

Proven performance — unmatched raw data.

The highest resolution commercially-available Atomic Resolution TEM in the world.

- 63 picometer point-to-point resolution guaranteed
- 80-300 kV cold FEG
- Large solid angle SDD for atomic level chemistry
- Available with or without Cs correctors for TEM and STEM
- All-JEOL column optics and software
- Ultimate stability
- Renowned service and support



JEM-ARM200F



ARM200F



ARM200F/CFEG



www.jeolusa.com
salesinfo@jeol.com • 978-535-5900



Raise your confidence

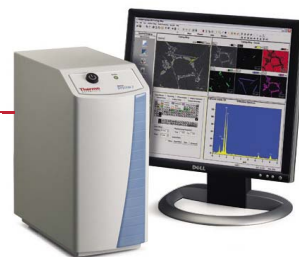
Spectral imaging on the **Thermo Scientific NORAN System 7** creates new opportunities to discover what is truly in your sample. Our UltraDry detector and analyzer electronics ensure that you collect as much data from the sample as possible. Go beyond simple elemental EDS map analysis; our exclusive COMPASS™ software processes spectral imaging data using principal component and statistical analyses to reveal unique phases and enrich your understanding of materials.

See what's really in your sample

• Discover more: thermoscientific.com/microanalysis



UltraDry EDS Detector
Fastest Collection, Most Accuracy



NORAN™ System 7
Integrated X-ray Microanalysis System



QuasOr EBSD
Simultaneous EDS. Better data.



MagnaRay WDS
Resolution with EDS Ease of Use

