

The Journal of Laryngology and Otology

EDITED BY

A. LOGAN TURNER AND J. S. FRASER

Contents

SOME REMARKS UPON THE PRESENT POSITION OF THE PHYSIOLOGY OF THE LABYRINTH	{ A. DE KLEIJN C. VERSTEEGH
CRANIAL NERVE PALSIES IN OTITIS MEDIA: THE SYNDROME OF THE POSTERIOR FOSSA	C. P. SYMONDS
HERPES ZOSTER OTICUS.	J. P. STEWART
IONISATION AND ELECTROLYSIS IN THE NASAL CAVITIES	F. H. B. NORRIE
CLINICAL RECORDS:—	
CASE OF COMPOUND FRACTURE OF THE LARYNX: RECOVERY	W. SALISBURY SHARPE
CEREBRAL ABSCESS OF OTITIC ORIGIN	W. W. WOODHOUSE
SOCIETIES' PROCEEDINGS:—	
ROYAL SOCIETY OF MEDICINE—SECTION OF LARYNGOLOGY.	
AUSTRIAN OTOLOGICAL SOCIETY.	
ABSTRACTS:—	
THE EAR. THE NOSE AND ACCESSORY SINUSES. THE TRACHEA. THE ŒSOPHAGUS. OTO-LARYNGOLOGY IN BORDEAUX, 1927.	
REVIEWS OF BOOKS. LETTER TO THE EDITORS. GENERAL NOTES.	

Edinburgh: Oliver and Boyd
London: 33 Paternoster Row

Monthly, 4/- net

Annual Subscription, 40/- net



Hyperæmia Therapy

With the Hanovia Sollux Lamps



*Hanovia
Sollux
Lamps.
(Prices :
£9, 7s. to £25.)*

“ All the benefits of an active hyperæmia follow radiant energy. Radiant heat-light is the ideal treatment which is now quite generally employed by many otologists. Our experience with radiant energy in the various types of otitis media extends over a large series of cases. We have limited its use to acute middle ear disease, with or without suppuration. Relief of the otalgia is prompt.”

(HOLLENDER and COTTLE, “Physical Therapy in Diseases of the Eye, Ear, Nose and Throat,” 1926.)

Write for literature Set 18

THE BRITISH HANOVIA QUARTZ
LAMP CO. LTD.

SLOUGH, BUCKS

London Showrooms : 3 Victoria Street, Westminster, S.W.1.

Telephone : Franklin 6242.



TRADE MARK

The Journal of Laryngology and Otology

(Founded in 1887 by MORELL MACKENZIE and NORRIS WOLFENDEN)

EDITED BY

A. LOGAN TURNER AND J. S. FRASER

ASSISTED BY

DOUGLAS GUTHRIE AND IRWIN MOORE

1. Original Articles are accepted on the condition that they have not been published elsewhere.

2. Manuscripts should be typewritten, on one side only of the paper, and well spaced.

3. Galley proofs and engraver's proofs of illustrations are sent to the author. Corrections, which should be kept to a minimum, must be clearly marked and no additional matter should be added.

4. The order for reprints should be sent when returning galley proofs, and for this purpose special forms are supplied, on which the price of the reprints is stated.

5. Authors of Original Communications on Oto-Laryngology in other Journals are invited to send a copy, or two reprints, to the *Journal of Laryngology*. If they are willing, at the same time, to submit their own abstract (in English, French, Italian, or German) it will be welcomed.

6. Editorial Communications should be addressed to "EDITORS, *Journal of Laryngology*, c/o Messrs OLIVER AND BOYD, Tweeddale Court, Edinburgh."


7. The Annual Subscription is Forty Shillings, post free, and is payable in advance.

8. Single copies of back numbers, both of the present and the previous series, are on sale at Four Shillings each.

9. An Annual Subscription can be commenced with any number of the Journal, and the preceding numbers of the current year can be purchased at Four Shillings each.

UNITED STATES OF AMERICA

Orders for this Journal, for single parts or yearly subscriptions, can be sent either through a local bookseller, or to Messrs G. E. STECHERT & Co., 31-33 East 10th Street, New York.



CHEVALIER JACKSON'S INSTRUMENTS FOR ŒSOPHAGOSCOPY, LARYNGOSCOPY, AND BRONCHOSCOPY

New Models as made for Walter G. Howarth, F.R.C.S.

Each Instrument is made in accordance with the details of Chevalier Jackson's most recent models, and each is supplied with a *spare light carrier*, i.e., 2 light carriers and 2 lamps. All the models have been redesigned with a view to rendering them more easily cleansed; all the crevices and corners for the dirt have been taken away.

To ensure better visibility the tips of the forceps are *black*.

The Howarth-Jackson's Instruments are **less expensive than other American or English models**, and a further economy has been effected by rendering the instrument tips interchangeable, thus reducing the number of forceps handles and tips required.

The lamps are 2.5 volt and more durable than the usual models.

Manufactured only by


DOWN BROS., L^{TD}.

SURGICAL INSTRUMENT MAKERS

21 and 23 ST THOMAS'S STREET

LONDON, S.E. 1

(Opposite Guy's Hospital)



Telegrams—"DOWN, LONDON."

Telephone—HOP 4400 (4 lines).

Just Published. Second Edition. Fully Revised and Enlarged.
Demy 8vo, 464 pp. 284 Text Illustrations and 12 Plates (of which 8 are in colour). 20s. net, Postage 9d.

DISEASES OF THE NOSE, THROAT, AND EAR

For Practitioners and Students

Edited by **A. LOGAN TURNER, M.D., LL.D., F.R.C.S.E.**
Consulting Surgeon, Ear and Throat Department, Royal Infirmary, Edinburgh

With the collaboration of

J. S. FRASER, M.B., F.R.C.S.E. **J. D. LITHGOW, M.B., F.R.C.S.E.**
W. T. GARDINER, M.C., M.B., F.R.C.S.E. **G. EWART MARTIN, M.B., F.R.C.S.E.**
 and **DOUGLAS GUTHRIE, M.D., F.R.C.S.E.**

"May confidently be recommended for the use of students and practitioners."—*Lancet.*
 "Will prove of the greatest value."—*Journal of Laryngology and Otology.*

BRISTOL: JOHN WRIGHT & SONS LTD. LONDON: SIMPKIN & CO. LTD.

EAR-MICROSCOPE

according to E. Lüscher

magnifying 10-50 fold

Described in the "Zeitschrift für Hals-Nasen und
 Ohrenheilkunde." Vol. 17, 1927, page 403.

Haag-Streit, Berne

*Please ask
 for detailed
 Prospectus*

Manufacturer of
Optical — Medical — Instruments

THE GOLDEN SQUARE THROAT, NOSE AND EAR HOSPITAL

LONDON, W. 1

HONORARY MEDICAL STAFF

Surgeons

Mr T. JEFFERSON FAULDER
 Mr GEORGE W. BADGEROW
 Mr LIONEL COLLEDGE

Mr G. W. DAWSON
 Mr GILBERT CHUBB
 Mr THEODORE JUST

Assistant Surgeons

Mr ORMEROD
 Mr BEDFORD RUSSELL

Mr DINGLEY
 Mr SANDIFORD

The Hospital has recently undergone very extensive reconstruction and extension, and now has 73 beds for In-patients and an annual Out-patient attendance of about 40,000.

CLINICAL INSTRUCTION

Clinical Instruction in the Diagnosis and Treatment of Diseases of the Ear, Nose and Throat is daily given in the Out-patient Department from 2 to 5 p.m. On Tuesdays and Fridays from 6.30 to 8 p.m. also. Major operations are performed daily, except Mondays, in the In-patient Operating Theatres. Minor operations are performed in the Out-patient Department by the Assistant Surgeons on four mornings a week.

Practitioners and Medical Students are admitted to the practice of the Hospital, and Clinical Assistants, whose duty it is to assist the staff, are appointed from time to time among them. For further information apply to the Dean, THEODORE JUST.

4TH EDITION. REVISED AND ENLARGED. LEWIS'S PRACTICAL SERIES

DISEASES OF THE NOSE AND THROAT

By **HERBERT TILLEY**, B.S.(Lond.), F.R.C.S.(Eng.), Surgeon, Ear and Throat Department, University College Hospital; Teacher of Laryngology and Otology, University of London.

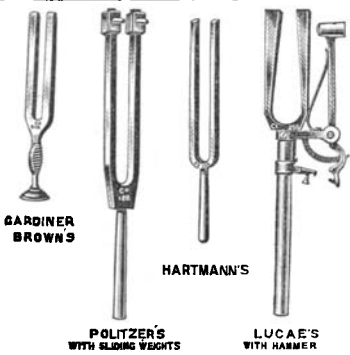
With numerous Illustrations, including 74 Plates. Demy 8vo.
28s. net. Postage 1s., abroad 1s. 3d.
Extracts from Press Notices.

"The work is so comprehensive that it should be a valuable book of reference, whilst it is not too large to serve as an ordinary text-book."—*British Medical Journal.*

"We have no hesitation in recommending his book to the practitioner as well as to the prospective specialist."—*The Lancet.*

"The author is to be congratulated upon his work; as a text-book it is one of the best upon the subject; . . . displays the master mind of an accomplished teacher."—*Medical Press.*

LONDON: H. K. LEWIS & CO. LTD., 136 Gower Street, and 24 Gower Place, W.C. 1.
Telegrams: "Publicavit, Eusroad, London." Telephone: Museum 1072.



TUNING FORKS
OF EVERY DESCRIPTION
A SPECIALITY

~~~~~

**A. CHARLES KING, LTD.**  
SURGICAL INSTRUMENT MAKERS  
34 DEVONSHIRE STREET  
LONDON, W. 1  
Telephone—Langham 2264

**INSTRUMENTS AND EQUIPMENT FOR**  
**Examination of Ear, Nose and Throat, Operation**  
**on Tonsils, Adenoids, Mastoid, Nasal Septum**

*As supplied to and used in*

EAR, NOSE AND THROAT DEPARTMENT, ROYAL INFIRMARY, EDINBURGH  
THE EDINBURGH EYE, EAR AND THROAT INFIRMARY, ETC., ETC.


**ALSO THE CHEVALIER JACKSON INSTRUMENTS**

**ARCHD. YOUNG & SON, 57-61 FORREST ROAD, EDINBURGH**  
Surgical Instrument Makers to Royal Infirmary, Edinburgh  
Phone: 20669.      Telegrams: "Bandage, Edinburgh," A.B.C. Code, 5th Ed.

# CONTENTS

|                                                                                                                    | PAGE |
|--------------------------------------------------------------------------------------------------------------------|------|
| SOME REMARKS UPON THE PRESENT POSITION OF THE PHYSIOLOGY OF THE LABYRINTH. A. de Kleijn and C. Versteegh . . . . . | 649  |
| CRANIAL NERVE PALSIES IN OTITIS MEDIA: THE SYNDROME OF THE POSTERIOR FOSSA. C. P. Symonds, M.D., F.R.C.P. . . . .  | 656  |
| HERPES ZOSTER OTICUS. J. P. Stewart, M.D., F.R.C.S.E. . . . .                                                      | 665  |
| IONISATION AND ELECTROLYSIS IN THE NASAL CAVITIES. F. H. B. Norrie, M.D. . . . .                                   | 674  |
| <b>CLINICAL RECORDS—</b>                                                                                           |      |
| Case of Compound Fracture of the Larynx: Recovery. W. Salisbury Sharpe, London . . . . .                           | 682  |
| Cerebral Abscess of Otitic Origin. W. W. Woodhouse, M.B. (Tor.) . . . . .                                          | 685  |
| <b>SOCIETIES' PROCEEDINGS—</b>                                                                                     |      |
| Royal Society of Medicine—Section of Laryngology . . . . .                                                         | 688  |
| Austrian Otolological Society . . . . .                                                                            | 698  |
| <b>ABSTRACTS—</b>                                                                                                  |      |
| The Ear . . . . .                                                                                                  | 703  |
| The Nose and Accessory Sinuses . . . . .                                                                           | 706  |
| The Trachea . . . . .                                                                                              | 708  |
| The Oesophagus . . . . .                                                                                           | 709  |
| Oto-Laryngology in Bordeaux, 1927 . . . . .                                                                        | 710  |
| REVIEWS OF BOOKS . . . . .                                                                                         | 715  |
| LETTER TO THE EDITORS . . . . .                                                                                    | 717  |
| GENERAL NOTES . . . . .                                                                                            | 718  |

4 oz.                      16 oz.  
1/-                              2/6



## Genoxide

REGD      H<sub>2</sub>O<sub>2</sub>

### A STABLE PEROXIDE of HYDROGEN

12 Vols. (B.P.)

GENOXIDE is an entirely British product and is absolutely reliable. Produced by modern methods under skilled supervision, Genoxide may be used by surgeon, physician and dentist with full confidence in its purity and uniformity.

Sample sent on receipt of professional card.

GENOXIDE LTD. LUTON