

Editorial

Nosocomial Infection Control and the Smaller Hospital — What Do We Know, What Do We Do?

William E. Scheckler, M.D.

Original Articles

Epidemic *Serratia marcescens* in a Neonatal Intensive Care Unit: Importance of the Gastrointestinal Tract as a Reservoir

Gordon D. Christensen, M.D.; Sheldon B. Korones, M.D.; Louise Reed, L.P.N.; Roderick Bulley, M.T. (ASCP); B. McLaughlin, R.N.; and Alan L. Bisno, M.D.

***Serratia marcescens* — A Marker for an Infection Control Program**

T.J. Marrie, M.D.; M.A. Noble, M.D.; E.V. Haldane, M.D.; N.H. Duncan, M.D.; I. Paterson, R.N.; D. Carruthers, R.N.; A. Barry, R.N.; A. West, R.T.; and S. McCormick

High Cost Nosocomial Infections

Robert W. Pinner, M.D.; Robert W. Haley, M.D.; Brent A. Blumenstein, Ph.D.; Dennis R. Schaberg, M.D.; Stephen D. Von Allmen, M.A.; and John E. McGowan, Jr., M.D.

Nursery Epidemic Due to Multiply-Resistant *Klebsiella pneumoniae*: Epidemiologic Setting and Impact on Perinatal Health Care Delivery

Kelly T. McKee, Jr., M.D.; Robert B. Cotton, M.D.; Charles W. Stratton, M.D.; Gail B. Lavelly, R.N.; Peter F. Wright, M.D.; Jayant P. Shenai, M.D.; Martin E. Evans, M.D.; M. Ann Melly, Ph.D.; J.J. Farmer, Ph.D.; David T. Karzon, M.D.; and William Schaffner, M.D.

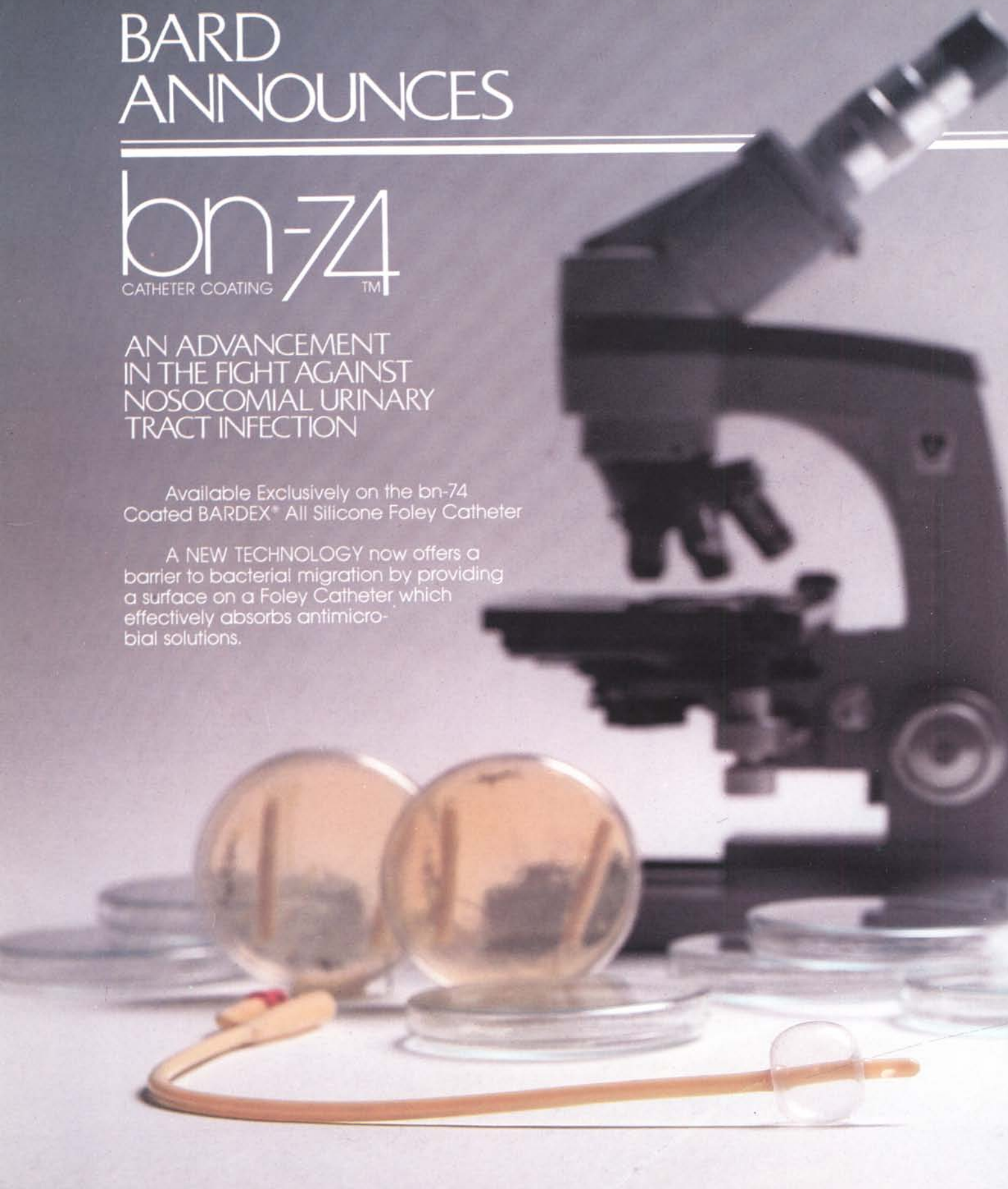
BARD ANNOUNCES

bn-74
CATHETER COATING TM

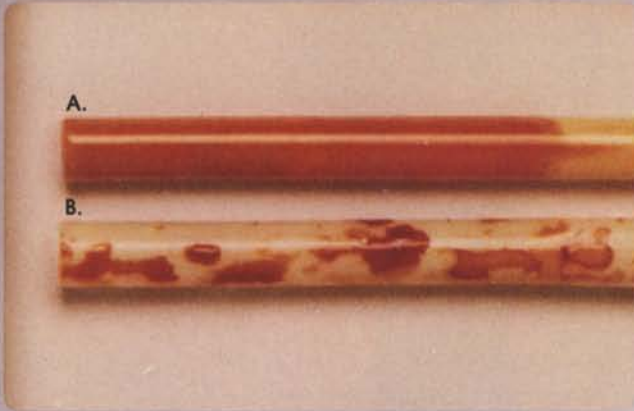
AN ADVANCEMENT
IN THE FIGHT AGAINST
NOSOCOMIAL URINARY
TRACT INFECTION

Available Exclusively on the bn-74
Coated BARDEX® All Silicone Foley Catheter

A NEW TECHNOLOGY now offers a
barrier to bacterial migration by providing
a surface on a Foley Catheter which
effectively absorbs antimicro-
bial solutions.



THE ONLY FOLEY CATHETER WITH THESE INFECTION CONTROL FEATURES



IT'S WETTABLE

Absorbs antimicrobial solutions into catheter surface to aid in reducing bacterial migration

A. bn-74™ Coated Catheter section:

Unique hydrophilic nature of bn-74 Coating allows povidone-iodine to absorb into the catheter surface

B. Hydrophobic surfaces of uncoated catheter sections:

Povidone-iodine beads and rolls off uncoated latex or silicone catheters



IT RESISTS STATIC BUILDUP

C. The bn-74 hydrophilic surface reduces static electricity, minimizing attraction of particulate matter—another aid in infection control

D. Static electricity on hydrophobic surfaces of uncoated silicone catheters can attract pathogen-containing dust or lint, creating an additional infection hazard

THE bn-74 CONTRIBUTION TO INFECTION CONTROL

Because bn-74 absorbs antimicrobial solutions, it is now technically feasible to prepare a bactericidal surface on the catheter shaft surface at a potential site of contamination...After insertion, the catheter is coated with an antimicrobial solution from where it enters the meatus to the catheter bifurcation. In laboratory testing bn-74 coated catheters and uncoated sections were treated with an antimicrobial solution and then exposed to *Staphylococcus aureus* and *Escherichia coli*. The results showed effectiveness of the absorbed antimicrobial solution on the bn-74 coated catheter against the bacteria being tested.

bn-74
CATHETER COATING™

COATED BARDEX®
ALL SILICONE FOLEY
CATHETER

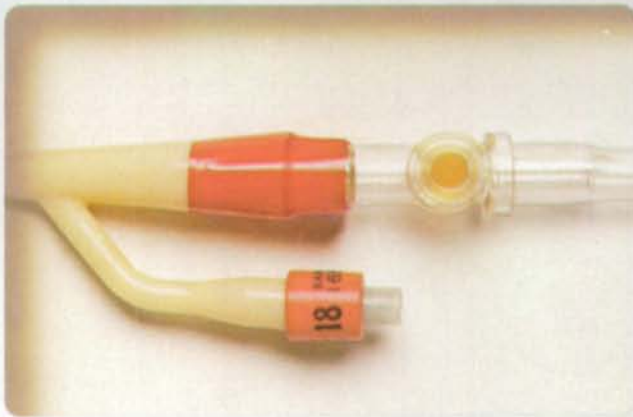
AN ADVANCEMENT
IN CATHETER COATING...
A CONTRIBUTION TO
INFECTION CONTROL

ONLY FROM BARD..
EXCLUSIVE COMPONENTS IN A UNIQUE
SYSTEM FOR INFECTION CONTROL

bn-74
CATHETER COATING™

**COATED BARDEX® ALL
SILICONE FOLEY CATHETER**

- Absorbs antimicrobial solutions to help minimize bacterial migration
- Resists static buildup to further aid in infection control




- EXCLUSIVE BARD® TAMPER EVIDENT SEAL***
Helps provide a continuous, unbroken catheter/
drainage tube linkup
- prevents accidental disconnection of catheter connector
 - discourages intentional disconnection
 - provides visual evidence of a break in the closed system

**The bn-74 Coated BARDEX®
All Silicone Foley Catheter**
Available in a tray with complete components
for sterile catheterization procedure. Also
available individually and in a BARD® Bladder
Care Tray with Urine Meter Drainage Bag.

Regarding all Foley Catheters:
USAGE: For 5cc balloons, use 10cc maximum
sterile water. WARNING: On catheter, do not use oint-
ments or lubricants having a petrolatum base. They will
damage latex or silicone elastomer and may burst balloon.


Regarding all Drainage Bags and Foley Catheters:
CAUTION: Federal (U.S.A.) Law restricts these devices to
sale by or on the order of a physician.

BARD, BARDEX and  are trademarks registered in the
U.S. Patent and Trademark Office
by C.R. Bard, Inc.

bn-74 is a trademark of C.R. Bard, Inc.
*U.S. Patent No. 4,194,509



- BARD® CENTER ENTRY URINARY DRAINAGE BAG**
- Limits pooling
 - Provides better balance
 - Is easier to empty



After insertion, the antimicrobial solution is
applied to the catheter shaft from the meatus to
the bifurcation of the catheter.

BARD UROLOGICAL DIVISION



C.R. Bard, Inc.
Murray Hill, NJ 07974

Editorial

- Nosocomial Infection Control and the Smaller Hospital — What Do We Know, What Do We Do?**
William E. Scheckler, M.D. 126

Original Articles

- Epidemic *Serratia marcescens* in a Neonatal Intensive Care Unit: Importance of the Gastrointestinal Tract as a Reservoir**
Gordon D. Christensen, M.D.; Sheldon B. Korones, M.D.; Louise Reed, L.P.N.; Roderick Bulley, M.T. (ASCP); B. McLaughlin, R.N.; and Alan L. Bisno, M.D. 127

- Serratia marcescens* — A Marker for an Infection Control Program**
T.J. Marrie, M.D.; M.A. Noble, M.D.; E.V. Haldane, M.D.; N.H. Duncan, M.D.; I. Paterson, R.N.; D. Carruthers, R.N.; A. Barry, R.N.; A. West, R.T.; and S. McCormick 134

High Cost Nosocomial Infections

- Robert W. Pinner, M.D.; Robert W. Haley, M.D.; Brent A. Blumenstein, Ph.D.; Dennis R. Schaberg, M.D.; Stephen D. Von Allmen, M.A.; and John E. McGowan, Jr., M.D. 143

Nursery Epidemic Due to Multiply-Resistant *Klebsiella pneumoniae*: Epidemiologic Setting and Impact on Perinatal Health Care Delivery

- Kelly T. McKee, Jr., M.D.; Robert B. Cotton, M.D.; Charles W. Stratton, M.D.; Gail B. Lavelly, R.N.; Peter F. Wright, M.D.; Jayant P. Shenai, M.D.; Martin E. Evans, M.D.; M. Ann Melly, Ph.D.; J.J. Farmer, Ph.D.; David T. Karzon, M.D.; and William Schaffner, M.D. 150

Departments

| | | | | | |
|---|-----|---------------------------------|-----|---------------------------|-----|
| Foreign Advisory Board | 107 | Topics in Clinical Microbiology | 161 | Legislative News | 178 |
| Letters to the Editor | 110 | Calendar of Events | 168 | New Products and Services | 180 |
| New Developments in Infection Control | 114 | Book Reviews | 171 | Index to Advertisers | 182 |
| Applied Statistics in Infection Control | 159 | Books Received | 174 | Information for Authors | 184 |

The ideas and opinions expressed by contributing authors do not necessarily reflect those of the editors or publisher.



Publisher: Infection Control is published bimonthly by Charles B. Slack, Inc., 6900 Grove Road, Thorofare, New Jersey 08086. Telephones: Thorofare (609) 848-1000; New York (212) 285-9777.

Copyright 1982. All rights reserved. No part of this publication may be reproduced without written permission from the publisher.

Subscriptions: Subscription requests should be addressed to the publisher. Annual subscription price is: Individual: One year—\$26.00; Two years—\$42.00; Three years—\$58.00. Student rates: \$13.00 per year. All subscriptions, without exception, will start with the first issue published after the order is received. Back copies are available, but must be purchased separately. Cost per individual copy is \$5.00. Foreign subscribers add \$10.00 to regular rate; foreign orders, \$6.00.

Change of address: Notice should be sent to the publisher six weeks in advance of effective date. Include old and new addresses with zip codes. The publisher cannot accept responsibility for undelivered copies. Controlled circulation postage is paid at Thorofare, New Jersey 08086. Publisher requests Form 3547 for address correction changes.

As of Volume 1, Number 1, INFECTION CONTROL is listed in *Index Medicus*, *Current Contents—Clinical Practice*, *Hospital Literature Index*, and *Cumulative Index to Nursing and Allied Health Literature*.



NEW CLAIM

**AS A
PREOPERATIVE
SKIN PREP**



**AS A
HANDWASH
THROUGHOUT
THE HOSPITAL**



**AS A
SURGICAL
SCRUB**

Disposable sponge-brushes with HIBICLENS are available through Deseret authorized distributors.

ANTISEPTIC
ANTIMICROBIAL
SKIN CLEANSER

HIBICLENS®

Wide-range antimicrobial activity
Safe and gentle
As elegant as it is effective

**AS A
SKIN WOUND
CLEANSER**



© 1982 ICI Americas Inc.



STUART PHARMACEUTICALS
Division of ICI Americas Inc.
Wilmington, Delaware 19897



INFECTION CONTROL

EDITOR

Richard P. Wenzel, MD
Charlottesville, Virginia

SENIOR ASSOCIATE EDITOR

William Schaffner, MD
Nashville, Tennessee

ASSOCIATE EDITORS

Sue Crow, RN, BS, MSN
Shreveport, Louisiana

Dennis G. Maki, MD
Madison, Wisconsin

John E. McGowan, Jr., MD
Atlanta, Georgia

EDITORIAL ADVISORY BOARD

Robert C. Aber, MD
Hershey, Pennsylvania

Charles S. Bryan, MD
Columbia, South Carolina

John P. Burke, MD
Salt Lake City, Utah

Richard E. Dixon, MD
Trenton, New Jersey

Harvey A. Elder, MD
Loma Linda, California

Peter C. Fuchs, MD, PhD
Portland, Oregon

Richard A. Garibaldi, MD
Farmington, Connecticut

Donald A. Goldmann, MD
Boston, Massachusetts

Dieter H.M. Gröschel, MD
Charlottesville, Virginia

Peter A. Gross, MD
Hackensack, New Jersey

Karen Hadley, RN, MPH
New Orleans, Louisiana

Cyrus C. Hopkins, MD
Boston, Massachusetts

Allen B. Kaiser, MD
Nashville, Tennessee

Harold Laufman, MD, PhD
Bronx, New York

William J. Ledger, MD
New York, New York

Barbara McArthur, RN, BSN, MS, MS, PhD
Detroit, Michigan

Rob Roy MacGregor, MD
Philadelphia, Pennsylvania

C. Glen Mayhall, MD
Richmond, Virginia

Ronald Lee Nichols, MD
New Orleans, Louisiana

Harry C. Nottebart, Jr., JD, MD
Richmond, Virginia

Karen Paul, BS, MS

Gig Harbor, Washington

Frank S. Rhame, MD
Minneapolis, Minnesota

William E. Scheckler, MD
Madison, Wisconsin

Robert J. Shannon, MSPH
Boston, Massachusetts

Walter E. Stamm, MD
Seattle, Washington

Timothy R. Townsend, MD
Baltimore, Maryland

William M. Valenti, MD
Rochester, New York

James Veazey, MD
Albany, New York

Kathy J. Wydra, RN
Rochester, New York



Charles B. Slack, Inc.
6900 Grove Road
Thorofare, New Jersey 08086

Managing Editor
Donna Carpenter

Assistant Editor
Deborah A. Titus

Associate Publisher
Richard N. Roash

Promotion and Circulation Manager
Peter N. Slack

Advertising Sales Representative
Melissa Warner

COMPARE

30
1-MINUTE
SOAKS IN
SPORICIDIN*



5
1-MINUTE
SOAKS IN
CIDEX-7™



™ Surgikos, Inc.

Dip test for illustration purposes only. Aseptic technique is recommended.

Sporicidin® does not yellow your hands.*

Advantages of Sporicidin diluted for disinfection:

No gloves are necessary. . . Doesn't stain or irritate the hands. Also, it will not "smart" the eyes or nostrils.

Most effective. . . The only sterilizing solution which is fully effective against the tubercle bacillus, influenza and enteroviruses when diluted 1 in 16.

Stable. . . A fully effective sterilant and disinfectant for 30 days after activation.

Equipment safe. . . Will not harm rubber or plastics. **Safe for Scopes.**

Saves money 3 ways. . . An 8 oz. unit makes up to 2 gallons of hospital disinfectant. It reduces disinfection costs, shipping charges, and saves up to 97% storage space.

* Diluted 1 in 16 for disinfection. (Other glutaraldehyde products must be used full strength only.)

Proven. . . The most effective cold sterilant and disinfectant ever registered by the E.P.A.

"Sporicidin is (a) the fastest glutaraldehyde sterilant at room temperature, and (b) the only glutaraldehyde product that can be diluted below 2% and still qualify as a hospital disinfectant."

Infection Control, 2(1): 26-30, 1981

"Sporicidin. . . was both more stable and more active against test spores than. . . Cidex and Cidex-7."

Infection Control, 1(2): 90-93, 1980

"This study has determined that although E.P.A. requirements for classifying a sterilizing agent were satisfied by Cidex, they were exceeded by Sporicidin."

Journal of Dental Research, Vol. 60, March 1981, (U.S. Army Institute of Dental Research, Wash., DC)



THE SPORICIDIN COMPANY