

The Evolution of ^3He , ^4He and D in the Galaxy

Cristina Chiappini

*Depto. Astronomia - Observatório Nacional, R. Gal. José Cristino 77 -
CEP 20921-400 - Rio de Janeiro - RJ - Brazil*

Francesca Matteucci

*Dipartimento di Astronomia, Università di Trieste, Via G. B. Tiepolo
11 - 34100 Trieste, Italy*

Abstract. In this work we present the predictions of a modified version of the “two-infall model” (Chiappini et al. 1997 - CMG) for the evolution of ^3He , ^4He and D in the solar vicinity, as well as their distributions along the Galactic disk. In particular, we show that when allowing for extra-mixing process in low mass stars ($M < 2.5 M_{\odot}$), as predicted by Charbonnel and do Nascimento (1998), a long standing problem in chemical evolution is solved, namely: the overproduction of ^3He by the chemical evolution models as compared to the observed values in the sun and in the interstellar medium. Moreover, we show that chemical evolution models can constrain the primordial value of the deuterium abundance and that a value of $(\text{D}/\text{H})_p < 3 \times 10^{-5}$ is suggested by the present model. Finally, adopting the primordial ^4He abundance suggested by Viegas et al. (1999), we obtain a value for $\Delta Y/\Delta Z \simeq 2$ and a better agreement with the solar ^4He abundance.

1. Introduction

As discussed by Tosi (this volume), chemical evolution models are useful both to derive the primordial abundances of D, ^3He and ^4He and to give informations on stellar nucleosynthesis. In this work we show the predictions of the two-infall model (CMG) for the chemical evolution of the above elements in the solar vicinity and for their distribution along the galactic disk. We adopt a new version of the two-infall model which includes the contribution by novae enrichment and the new proposed mechanism of extra-mixing in low mass stars (Charbonnel, Sackman, this meeting). The model was calibrated to the solar galactocentric distance of 8 kpc (we were still adopting 10 kpc in CMG to better compare our predictions with the ones of Matteucci and François 1989). This model assumes two main infall episodes for the formation of the halo (and part of the thick disk) and thin disk, respectively. The timescale for the formation of the thin disk is much longer than that of the halo, implying that the infalling gas forming the thin disk comes not only from the halo but mainly from the intergalactic medium. The timescale for the formation of the thin disk is assumed to be a function of the galactocentric distance, leading to an inside-out picture for

the Galaxy disk buildup. The two-infall model differs from other models in the literature mainly in two aspects: i) it considers an almost independent evolution between the halo and thin disk components (see also Pagel & Tautvaisiene 1995) and ii) it assumes a threshold in the star formation process (Kennicutt 1989). The last point has important consequences for the predicted abundance gradients (Chiappini, Matteucci & Romano 2000 - CMR).

2. Results

2.1. The solar Vicinity

Our present model differs from those of CMG in i) the adopted yields for the low and intermediate mass range stars which are now taken from van den Hoek & Groenewegen (1997) instead of Renzini & Voli (1981); ii) the fact that now we are including the explosive nucleosynthesis from nova outbursts (see Romano et al. 1999) and iii) the adopted solar galactocentric distance of 8 kpc. Moreover, in the present model we adopt a primordial helium-4 abundance of 0.241 (by mass) instead of 0.23 as recently suggested by Viegas et al. (1999).

Our model is in good agreement with what is called the minimum set of observational constraints, among which the most important is the G-dwarf metallicity distribution (see Tosi 2000 for a recent review; see Figure 1 and Tables 1 and 2).

Table 1. Observed and predicted quantities at $R_{g,\odot}$ and $t = t_{now}$

	CMR	CMG	Observ.
Metal-poor/total stars (%)	4 %	6-13 %	2 - 10 %
SNIa (century $^{-1}$)	0.4	0.3	0.3 ± 0.2
SNIi (century $^{-1}$)	1.16	0.78	1.2 ± 0.8
$\Psi(R_{g,\odot}, t_{now})$ ($M_{\odot} \text{ pc}^{-2} \text{ Gyr}^{-1}$)	2.6	2.6	2-10
$\sigma_g(R_{g,\odot}, t_{now})$ ($M_{\odot} \text{ pc}^{-2}$)	7.0	7.0	6.6 ± 2.5
σ_g / σ_T ($R_{g,\odot}, t_{now}$)	0.13	0.14	0.05-0.20
$\sigma_{inf}(R_{g,\odot}, t_{now})$ ($M_{\odot} \text{ pc}^{-2} \text{ Gyr}^{-1}$)	1.0	1.0	1.0
0.7	0.18-3.0		
Nova Outbursts (yr $^{-1}$)	21	-	20-30
$X_2(P)/X_2(now)$	1.55	1.5	< 3

The primordial abundances by mass of D and ^3He were taken to be 4.4×10^{-5} and 2.0×10^{-5} respectively. While the D primordial value is an upper limit (as can be seen in Figure 2a) the ^3He is a lower limit (see Figure 2b). As can be seen in Figure 2a, the observations of the local interstellar medium (ISM) and the solar system represent tight constraints to the deuterium primordial abundance. In fact, models that can reproduce the bulk of the observational data predict only a modest D destruction (in our case a factor $\simeq 1.6$; see Tosi et al. 1998).

Table 2. Solar Abundances by Mass (* at 4.5 Gyrs ago)

Element	*CMG	*CMR	Anders & Grevesse (1989)
H	0.73	0.71	0.70
D	4.6 (-5)	3.3 (-5)	4.8 (-5)
³ He	10.0 (-5)	2.1 (-5)	2.9 (-5)
⁴ He	2.5 (-1)	2.71 (-1)	2.75 (-1)
¹² C	1.8 (-3)	3.5 (-3)	3.0 (-3)
¹⁶ O	7.3 (-3)	7.2 (-3)	9.6 (-3)
¹⁴ N	1.4 (-3)	1.6 (-3)	1.1 (-3)
¹³ C	4.8 (-5)	4.8 (-5)	3.7 (-5)
²⁰ Ne	0.9 (-3)	1.0 (-3)	1.6 (-3)
²⁴ Mg	2.5 (-4)	2.5 (-4)	5.1 (-4)
Si	7.0 (-4)	7.0 (-4)	7.1 (-4)
S	3.1 (-4)	3.0 (-4)	4.2 (-4)
Ca	3.9 (-5)	3.9 (-5)	6.2 (-5)
Fe	1.43 (-3)	1.34 (-3)	1.27 (-3)
Cu	8.20 (-7)	7.8 (-7)	8.4 (-7)
Zn	2.4 (-6)	2.3 (-6)	2.1 (-6)
Z	1.4 (-2)	1.6 (-2)	1.9 (-2)

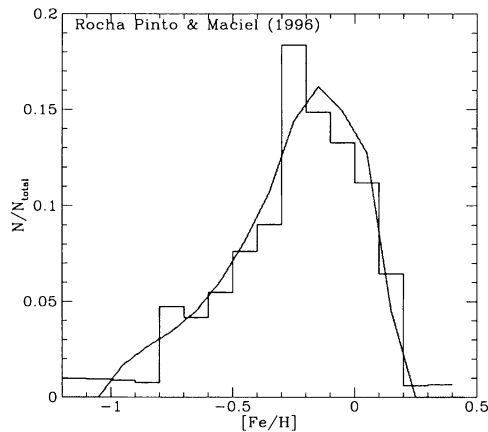


Figure 1. G-dwarf metallicity distribution at the solar vicinity. Data from Rocha-Pinto & Maciel 1996. The curve shows our best model prediction

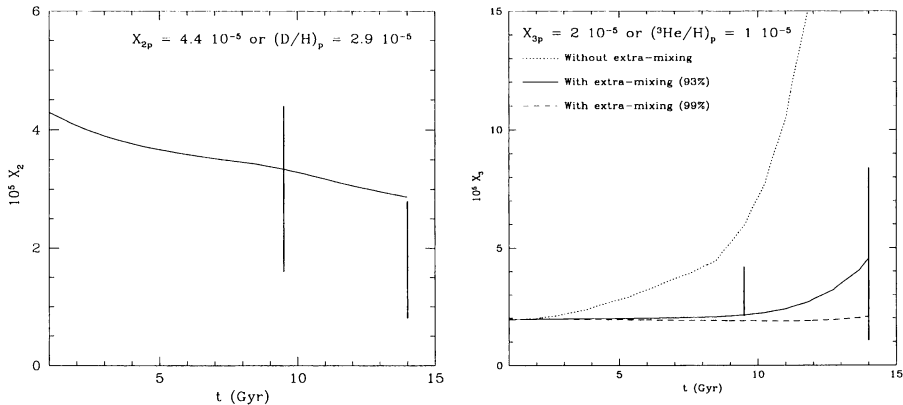


Figure 2. a) D and b) ^3He evolution (by mass) as predicted by the present model. The bars at 9.5 Gyr (4.5 Gyrs ago) and 14 Gyr (age of the Galaxy) represent the value of solar (Geiss & Gloeckler 1998 - 2σ) and ISM (Linsky 1998 - 2σ) measured abundances respectively. In the present model we are assuming a halo formation timescale of 1 Gyr.

With respect to our old predictions for the solar vicinity (CMG), we now have better agreement between the predicted solar abundances of ^3He , ^{12}C and ^4He (Table 2). The improvement in the predicted ^{12}C is due to the fact that we adopt the new nucleosynthetic yields from van den Hoek & Groenewegen (1997) for low and intermediate mass stars. Moreover, the adoption of a higher Y primordial abundance (where Y is the ^4He abundance by mass) leads to a better agreement with the solar value. The improvement in the predicted ^3He is due to the fact that we are taking into account the recently proposed extra-mixing mechanism in low mass stars ($M < 2.5M_{\odot}$, eg. Charbonnel & do Nascimento 1998). In Figure 2b we show models with different assumptions with respect to the extra-mixing mechanism. The model without extra-mixing clearly overproduces ^3He with respect to both solar and ISM observed abundances (even with the lower limit primordial abundance of ^3He adopted in the present model). The two other curves show our predictions for models which assume that 93% (solid line) and 99% (dashed-line) of stars with $M < 2.5 M_{\odot}$ completely destroy their ^3He , respectively. A model assuming that, when a star suffers extra-mixing (93%) a fraction of $\simeq 1/100$ of its ^3He is preserved, gives essentially the same result as the solid line model shown in Figure 2b. The predicted Y vs Z and Y vs O/H are shown in Figures 3a and 3b respectively.

2.2. The Galactic Disk

In this section we show our results for the predicted abundance distributions of D (Figure 4a), ^3He (Figure 4b) and ^4He (Figure 5). The predicted gradient for D is positive and steep. This is due to the faster evolution of the inner disk regions as compared with the outer parts (which are still in the process of formation thus having an almost primordial composition). In fact, of the various elements, D is probably the most sensitive to radial variations in the timescale

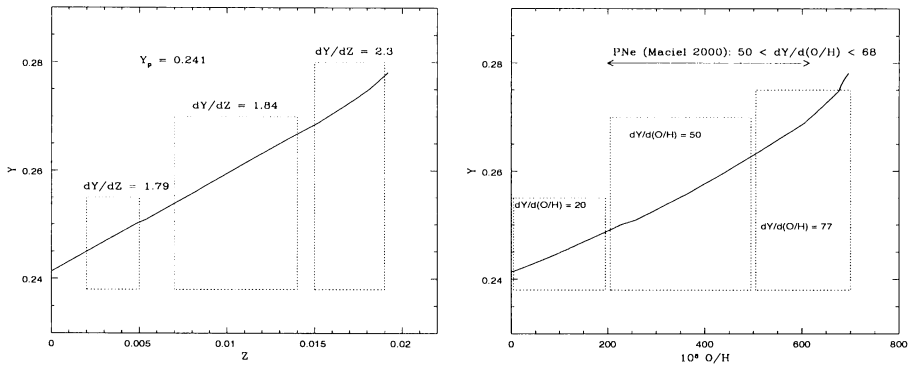


Figure 3. Helium by mass, Y , as a function of a) global metallicity, Z and b) O/H . The observed value obtained from planetary nebulae in the $200\text{--}600 \times 10^6 O/H$ range is also shown.

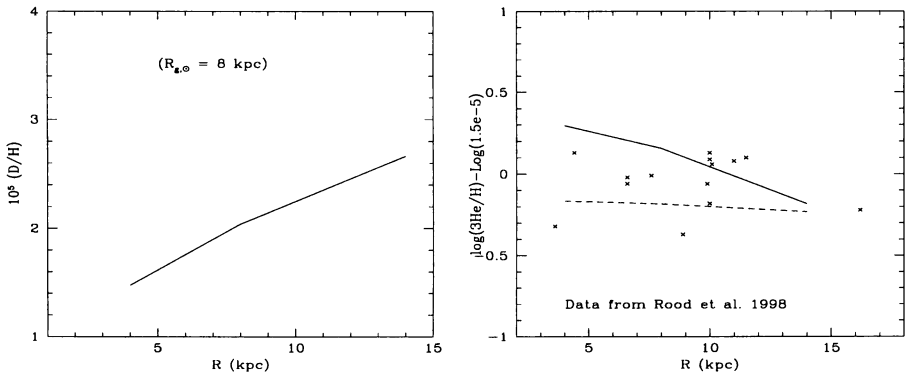


Figure 4. a) Predicted D gradient; b) Predicted ^3He gradient. The curves are labelled as in figure 2b

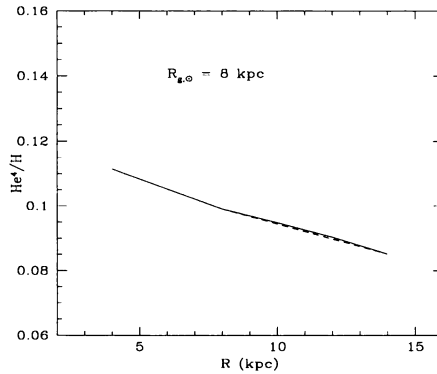


Figure 5. Predicted $^4\text{He}/\text{H}$ abundance gradient

of disk formation. A hope for the future is to have some D abundance measurements in regions outside the solar vicinity. This would certainly represent a very important constraint to the disk-formation mechanism !

In Figure 4b the predicted ^3He abundance gradient is shown. It can be seen that the assumption that 99% of the low mass stars suffer extra-mixing leads to a flat gradient (dashed line). The solid line (93% of low mass stars destroy their ^3He) is in marginal agreement with the data, but it is still acceptable. Again, in this case we see that this gradient is sensitive to the adopted timescales of disk formation. In fact, in the inner regions (older in the inside-out scenario) the contribution of low mass stars for the ^3He enrichment of the ISM has been more important than in the outer regions, and a negative gradient is predicted. More data on ^3He abundance at different galactocentric distances are welcome and would be very important to better constrain our models and the low-mass stellar nucleosynthesis as well.

Finally, in Figure 5 the ^4He gradient is shown. The predicted gradient is $\simeq -0.003$ dex/kpc over the 4-14kpc galactocentric range. This value is in agreement with the results presented by Maciel (this meeting) based on disk planetary nebulae.

Acknowledgments. C. C. thanks C. Charbonnel, M. Tosi, W. Maciel and B. Pagel for fruitful discussions during the meeting. The authors thank D. Romano who introduced in our code the new yields of van den Hoek & Groenewegen (1997). C. C. acknowledges financial support by CNPq and FAPERJ (Brazil).

References

- Anders, E. & Grevesse, N. 1989, *Geochim. Cosmochim. Acta* 53, 197
 Charbonnel, C., do Nascimento, J.D. Jr. 1998, *A&A* 336, 915
 Charbonnel, C. 2000 (this volume)
 Chiappini, C., Matteucci, F., Gratton, R. 1997, *ApJ* 477, 765
 Chiappini, C., Matteucci, F., Romano, D. 2000 (in preparation)

- Geiss, J. & Gloeckler, G. 1998, in *Primordial Nuclei and their Galactic evolution*, N. Prantzos, M. Tosi & R. von Steiger eds., *Space Sci. Rev.* 84, 239
- Kennicutt, R. C. Jr. 1989, *ApJ* 344, 685
- Linsky, J. L. 1998, in *Primordial Nuclei and their Galactic evolution*, N. Prantzos, M. Tosi & R. von Steiger eds., *Space Sci. Rev.* 84, 239
- Maciel, W. J. 2000 (this volume)
- Matteucci, F. & François, P. 1989, *MNRAS* 239, 885
- Pagel, B.E.J. & Tautvaisiene, G. 1995, *MNRAS* 276, 505
- Renzini, A. & Voli, M. 1981, *A&A* 94, 175
- Rocha-Pinto, H.J. & Maciel, W. J. 1996, *MNRAS* 279, 447
- Romano, D., Matteucci, F., Molaro, P., Bonifacio, P. 1999, *A&A* 352, 117
- Sackman, J. 2000 (this volume)
- Tosi, M. 2000 (this volume)
- Tosi, M. 2000, in *The chemical evolution of the Milky Way: stars versus clusters*, F. Giovanelli and F. Matteucci eds., Kluwer (in press)
- Tosi, M., Steigman, G., Matteucci, F., Chiappini, C. 1998, *ApJ* 498, 226
- van den Hoek, L. B. and Groenewegen, M. A. T. 1997, *A&AS* 123, 305
- Viegas, M. S., Gruenwald, R. & Steigman, G. 1999 (astroph/9909213)