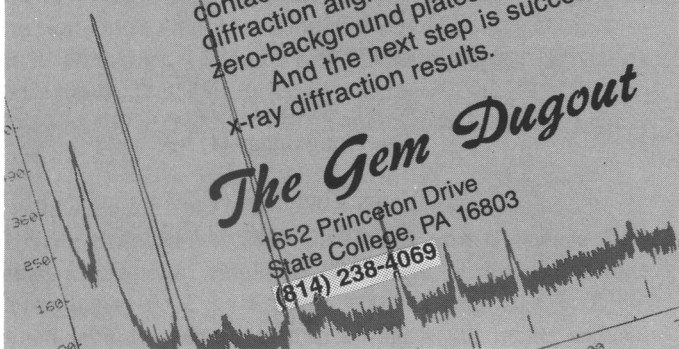


X-ray Diffraction Reference Standards and Zero-background Sample Plates Custom Designed and Built for any Application


Your first step to improved x-ray diffraction results should be to contact The Gem Dugout for quality diffraction alignment standards and zero-background plates. And the next step is successful x-ray diffraction results.

The Gem Dugout
 1652 Princeton Drive
 State College, PA 16803
 (814) 238-4069



Pharmaceutical Powder X-ray Diffraction Symposium

27-29 September 1999



27-29 September 1999

The International Centre for Diffraction Data (ICDD), in cooperation with Glaxo Wellcome, Inc., has organized an X-ray powder diffraction conference focused on topics of interest to the pharmaceutical community. The three-day conference will be held at ICDD Headquarters in Newtown Square, PA.


- Patents/Regulatory Issues
- XRD Applications in Pre-Formulation and Formulation
- Non-ambient XRD Applications in Pharmaceuticals
- Crystallinity and Crystal Form Quantification
- Structure Determination
- Indexing
- Molecular Modeling

With sufficient interest, schools may be available on 30 September 1999:

- Rietveld Analysis
- Structure Determination from Powder X-ray Patterns

For more information, see our web site at <http://www.icdd.com/ppxrd symp>, or contact:

Theresa Maguire
 ICDD
 12 Campus Boulevard
 Newtown Square, PA 19073-3273 U.S.A.
 phone: 610-325-9814 fax: 610-325-9823
 e-mail: Ppxrd@icdd.com



INDEX TO ADVERTISERS

Bede Scientific	A7
Bruker AXS	Cover 2
Brush Wellman	A12
Diffraction Technology	A8
ESM Software	A6
Gem Dugout	82
Huber Diffractionstechnik GMBH	A10
ICDD	82
Inel Inc.	A6
Kratos Analytical	A11
LND Inc.	A12
Osmic Inc.	A13
Oxford Cryosystems	A1
Philips Analytical	A2
Rigaku	A4
Rontgenanalytik Messysteme Software	A13
Scintag	Cover 4
Seifert X-Ray Corp	Cover 3
Spex Industries	A9
Tom Baum Service & Sales	A12

Advertising Sales Office

American Institute of Physics
 500 Sunnyside Boulevard
 Woodbury, NY 11797-2999
 Telephone (516) 576-2440
 (800) 247-2242
 Fax (516) 576-2481

Advertising Manager:
 Advertising Sales Representative:
 Production Manager:

Richard Kobel
 Nancy Kuhle
 Betty Aroesty

XRD TUBES

SEIFERT

- Extra large and extra thin Be-window for a high intensity X-ray beam, specially suited for long fine focus applications.
- Razor sharp focal spots ensure beam brilliance.
- Spectral purity
- Efficient cooling system for extended anode life.
- Full line of tubes
5 different focal spots,
7 different target materials,
2 different anode lengths,
compatible with European style towers.
- Designed and manufactured under ISO 9001 standards. Backed by a world wide warranty of 2500 hrs.

DIN ISO 9001 / EN 29001



Certificat-Register-No.
QA 07 100 080

- World wide fast and friendly service, available through SEIFERT authorized service stations and re-sellers.



On the Internet: sxc1965@aol.com



SEIFERT X-RAY CORPORATION


2551 Industry Lane
TEL 6 10-539-4700

P.O. Box 294
TWX 5 10-660-0568

Fairview Village

Pennsylvania 19409
FAX 6 10-539-6031

“Providing Solutions To Your Diffraction Needs.”



Innovation...

At Scintag, we are always looking to provide you with the latest technology. Scintag is pleased to introduce the Universal Diffraction Circle. Its 5-axis, computer-controlled optical encoders and unique, innovative design will bring diffraction to a new level.



20 years and still growing...

On August 5, 1998, Scintag was acquired by the Thermo Optek team. What does this mean for you? As part of Thermo Optek, Scintag now has access to many resources through the Thermo Optek group. These resources include worldwide sales and support...allowing us to serve you even better.



Flexible design...

Scintag strives to provide its customers with equipment that is of the highest quality and one that consistently meets today's growing technology demands. Our X2 design allows for easy customization while meeting the high-quality and quick turnaround time required by our customers.