

The Journal of Laryngology and Otology

EDITED BY
WALTER HOWARTH

WITH THE ASSISTANCE OF
V. E. NEGUS AND F. W. WATKYN-THOMAS

Contents

CONGENITAL ABNORMALITIES AT OR NEAR THE UPPER END OF THE ŒSOPHAGUS	A. BROWN KELLY
OBSTRUCTION AT THE UPPER END OF THE ŒSOPHAGUS.	D. R. PATERSON
INJURIES OF THE EAR ARISING FROM FRACTURES OF THE SKULL	E. D. D. DAVIS
CLINICAL RECORDS—	
ABDUCENS PARALYSIS SECONDARY TO CHRONIC HYPERPLASTIC SPHENO-ETHMOIDITIS	J. B. HORGAN
A PEDUNCULATED FATTY TUMOUR IN THE PHARYNX	HASSAN BEY SHAHEEN
A NOTE ON THE TREATMENT OF ALAR COLLAPSE .	Dr. EDGAR BROWN
SOCIETIES' PROCEEDINGS:—	
ROYAL SOCIETY OF MEDICINE—SECTION OF LARYNGOLOGY	
ABSTRACTS:—	
THE EAR	THE NOSE AND ACCESSORY SINUSES
THE LARYNX	THE PHARYNX
ŒSOPHAGUS	MISCELLANEOUS
REVIEWS OF BOOKS	
GENERAL NOTES	

Edinburgh: Oliver and Boyd
London: 33 Paternoster Row

Monthly, 4/- net

Annual Subscription, 40/- net

The Journal of Laryngology and Otology

(Founded in 1887 by MORELL MACKENZIE and NORRIS WOLFENDEN)

EDITED BY
WALTER HOWARTH

ASSISTED BY
V. E. NEGUS AND F. W. WATKYN-THOMAS

1. Original Articles are accepted on the condition that they have not been published elsewhere.
2. Manuscripts should be typewritten, on one side only of the paper, and well spaced.
3. Galley proofs and engraver's proofs of illustrations are sent to the author. Corrections, which should be kept to a minimum, must be clearly marked and no additional matter should be added.
4. The order for reprints should be sent when returning galley proofs, and for this purpose special forms are supplied, on which the price of the reprints is stated.
5. Authors of Original Communications on Oto-Laryngology in other Journals are invited to send a copy, or two reprints, to the *Journal of Laryngology*. If they are willing, at the same time, to submit their own abstract (in English, French, Italian, or German) it will be welcomed.
6. Editorial Communications should be addressed to "EDITOR, *Journal of Laryngology*, c/o Messrs OLIVER AND BOYD, Tweeddale Court, Edinburgh."
7. The Annual Subscription is Forty Shillings, post free, and is payable in advance.
8. Single copies of back numbers, both of the present and the previous series, are on sale at Four Shillings each.
9. An Annual Subscription can be commenced with any number of the Journal, and the preceding numbers of the current year can be purchased at Four Shillings each.

UNITED STATES OF AMERICA

Orders for this Journal, for single parts or yearly subscriptions, can be sent either through a local bookseller, or to Messrs G. E. STECHERT & CO., 31-33 East 10th Street, New York.



ANTIPHLOGISTINE

*The scientific dressing for
the relief of
INFLAMMATION AND CONGESTION*

COMPOSITION

Silicate of Aluminium (anhydrous) } *Heat retainer*

Glycerine (dehydrated) } *Depletant*

Iodine Salicylic Acid Essential Oils } *Anti-septics*

EFFECT

Hyperæmic
Analgesic
Relaxant


Antiseptic
Antipruritic
Depletant

Bactericidal
Antipruritic
Anodyne

Write for sample and literature

(Fill in)
Name and Address

THE DENVER CHEMICAL MFG. COMPANY (*Inc. U.S.A. Liability Ltd.*) **LONDON, E. 3**



CHEVALIER JACKSON'S INSTRUMENTS FOR ŒSOPHAGOSCOPY, LARYNGOSCOPY, AND BRONCHOSCOPY

New Models as made for Walter G. Howarth, F.R.C.S.

Each Instrument is made in accordance with the details of Chevalier Jackson's most recent models, and each is supplied with a *spare light carrier*, i.e., 2 light carriers and 2 lamps. All the models have been redesigned with a view to rendering them more easily cleansed; all the crevices and corners for the dirt have been taken away.

To ensure better visibility the tips of the forceps are *black*.

The Howarth-Jackson's Instruments are **less expensive** than other American or English models, and a further economy has been effected by rendering the instrument tips interchangeable, thus reducing the number of forceps handles and tips required.

The lamps are 2.5 volt and more durable than the usual models.

Manufactured only by

DOWN BROS., L^{TD}.

SURGICAL INSTRUMENT MAKERS

21 and 23 ST THOMAS'S STREET

LONDON, S. E. 1

(Opposite Guy's Hospital)



Telegrams—"DOWN, LONDON."

Telephone—HOP 4400 (4 lines).

DEAFNESS!

The Choice of Medical Men

for their own deafness or to recommend to patients is the "Ardente" method, because it is so entirely different, uncopyable, and carries a written lifelong guarantee and service by its originator—Mr R. H. Dent—not any mere selling agent or company.

It is the most complete method—the commonsense way and the only individual method. Made in a wide range of types—one is suited to the individual needs of the patient, and only when tested and found suitable is the right type completed and supplied. Interest is taken and adjustments made in accordance with any changed condition of hearing of the user.

"Ardente" is the Choice of

Prof. SIR AMBROSE FLEMING, Kt., M.A., B.Sc., F.R.S., and many leading medical men—professional etiquette makes it necessary for us to withhold their names. "ARDENTE" is shown and appreciated at every B.M.A. meeting, and every improvement is made in direct collaboration after test and consultation with eminent medical men and scientists. No distinguished name used is that of a staff-member—all are of deaf people themselves lending their names and experience for the benefit of fellow-sufferers without personal gain or profit.

All are men of knowledge and world-wide experience, able to judge and have the BEST.

"Ardente" is the choice of every important medical journal and "TRUTH," and for use at Hospitals and supplied through charities, Government Departments (also used by government officials). Behind "ARDENTE" is a personality—his interest is yours, his success built by the recommendation of his users who chose "Ardente" on its merits—

"Ardente" can be tested Free at any of our Service Bureaux—the most complete in the whole deaf world—or at Doctors' surgeries or patients' homes any day, any time—week-ends and evenings if preferred. Please send for particulars—we will be happy to arrange a free demonstration to you if Deaf yourself or interested on behalf of patients.

"ARDENTE" STETHOSCOPE

Mr R. H. Dent makes a Stethoscope specially for members of the medical profession suffering from deafness. Many are in use, and excellent results are reported on the latest, as evidenced by the interest shown at the last B.M.A. Meeting.

Mr Dent is the inventor of "Ardente."
Mr Dent is the pioneer of individual ear-fitting.
Mr Dent is the originator of the "Free Home Test."



The greatest organisation in the service of the deaf with permanent SERVICE BUREAUX at

309 OXFORD STREET, LONDON, W.1

(between Oxford Circus and Bond Street Tube Station)

'PHONE MAYFAIR 1380/1718

9 Duke Street, CARDIFF
64 Park Street, BRISTOL
271 High Street, EXETER
118 New Street, BIRMINGHAM
37 Jameson Street, HULL
53 Lord Street, LIVERPOOL

27 King Street, MANCHESTER
23 Blackett Street, NEWCASTLE
206 Sauchiehall Street, GLASGOW
111 Princes Street, EDINBURGH
97 Grafton Street, DUBLIN
30 Wellington Place, BELFAST

THE BONE TELEPHONE

Designed by Prof. E. BARANY.
Developed and Perfected in collaboration
with Audion Krafft Co. of St Blasien

This instrument is designed for the registration of—bone conduction curves—as opposed to—air conduction curves.—

IN USE.—A comparison between the two curves and with the normal curve enables the practitioner to obtain an exact comprehension of the nature and severity of the disease.

FOR TREATMENT.—In cases where other methods have failed to improve the hearing it reproduces speech in a much higher degree than an air conduction phone or even a loud speaker.

Full particulars obtainable from—

JOHN BELL & CROYDEN

Acoustic Department :—8 WELBECK STREET, W.1

Telephone :
WELBECK 5555
(12 lines)

Telegrams :
INSTRUMENTS, WESDO
LONDON

THE GOLDEN SQUARE THROAT, NOSE AND EAR HOSPITAL

Near Piccadilly Circus

LONDON, W. 1

HONORARY MEDICAL STAFF

Surgeons

Mr T. JEFFERSON FAULDER	Mr THEODORE JUST
Mr LIONEL COLLEDGE	Mr F. CUNLIFFE ORMEROD
Mr GILBERT CHUBB	Mr A. R. DINGLEY

Assistant Surgeons

Mr C. R. SANDIFORD	Mr G. H. HOWELLS
Mr S. A. BEARDS	

The Hospital has recently undergone very extensive reconstruction and extension, and now has 101 beds for In-patients and an annual Out-patient attendance of about 70,000.

CLINICAL INSTRUCTION

Clinical Instruction in the Diagnosis and Treatment of Diseases of the Throat, Nose and Ear is given daily in the Out-patient Department from 2 to 5 p.m., and on Tuesdays and Fridays from 6.30 to 8 p.m. Major operations are performed daily, except Saturdays, in the In-patient Operating Theatres. Minor operations are performed in the Out-patient Department by the Assistant Surgeons on three mornings a week.

Practitioners and Medical Students are admitted to the practice of the Hospital, and Clinical Assistants, whose duty it is to assist the staff, are appointed from time to time among them. For further information apply to the Dean, Mr F. CUNLIFFE ORMEROD.

Second Edition (Reprint). Fully Revised and Enlarged.
Demy 8vo, 464 pp. 234 Text Illustrations and 12 Plates (of which 8 are in colour). 20s. net, Postage 9d.

DISEASES OF THE NOSE, THROAT, AND EAR

For Practitioners and Students

Edited by **A. LOGAN TURNER, M.D., LL.D., F.R.C.S.E.**
Consulting Surgeon, Ear and Throat Department, Royal Infirmary, Edinburgh

With the collaboration of

J. S. FRASER, M.B., F.R.C.S.E.

J. D. LITHGOW, M.B., F.R.C.S.E.

W. T. GARDINER, M.C., M.B., F.R.C.S.E.

G. EWART MARTIN, M.B., F.R.C.S.E.

and **DOUGLAS GUTHRIE, M.D., F.R.C.S.E.**

"May confidently be recommended for the use of students and practitioners."—LANCET.

"Will prove of the greatest value."—JOURNAL OF LARYNGOLOGY AND OTOLGY.

Bristol: John Wright & Sons Ltd. Illustrated Catalogue free London: Simpkin Marshall Ltd.

INSTRUMENTS AND EQUIPMENT FOR

Examination of Ear, Nose and Throat, Operation on Tonsils, Adenoids, Mastoid, Nasal Septum

As supplied to and used in

EAR, NOSE AND THROAT DEPARTMENT, ROYAL INFIRMARY, EDINBURGH
 THE EDINBURGH EYE, EAR AND THROAT INFIRMARY, ETC., ETC.

ALSO THE CHEVALIER JACKSON INSTRUMENTS

ARCHD. YOUNG & SON LTD., 57-61 FORREST RD., EDINBURGH

Surgical Instrument Makers to Royal Infirmary, Edinburgh

Phone: 20669.

Telegrams: "Bandage, Edinburgh," A.B.C. Code, 5th Ed.


DeVilbiss

SPRAY N°15


WHEN you prescribe a DeVILBISS Nose and Throat Spray you assure your patient of all the advantages that come from the use of an instrument made with truly scientific precision and in strict conformity with the recommendations of medical science.

The adjustable tip of the DeVILBISS No. 15 Spray permits spraying in any direction—a special advantage in the treatment of the bronchial tubes and post-nasal cavities.

There are also special DeVILBISS Models for professional use — fully illustrated catalogue free on request.



Note the adjustable gold-plated tip for spraying in any direction.



AEROGRAPH CO. LTD.,
 43 Holborn Viaduct
 London, E.C. 1

*Sole Distributors of DeVILBISS
 Products in the U.K.*

CONTENTS

	PAGE
CONGENITAL ABNORMALITIES AT OR NEAR THE UPPER END OF THE ŒSOPHAGUS. A. Brown Kelly, Glasgow	521
OBSTRUCTION AT THE UPPER END OF THE ŒSOPHAGUS. D. R. Paterson, Cardiff	532
INJURIES OF THE EAR ARISING FROM FRACTURES OF THE SKULL. E. D. D. Davis, London	536
CLINICAL RECORDS—	
Abducens Paralysis Secondary to Chronic Hyperplastic Spheno-Ethmoid- itis. J. B. Horgan, Cork	542
A Pedunculated Fatty Tumour in the Pharynx. Hassan Bey Shaheen, Cairo	544
A Note on the Treatment of Alar Collapse. Dr. Edgar Brown, Adelaide	545
SOCIETIES' PROCEEDINGS—	
Royal Society of Medicine—Section of Laryngology	547
ABSTRACTS—	
The Ear	568
The Nose and Accessory Sinuses	576
The Larynx	580
The Pharynx	581
The Œsophagus	583
Miscellaneous	584
REVIEWS OF BOOKS	585
GENERAL NOTES	587