

The Journal of Laryngology and Otology

EDITED BY
WALTER HOWARTH

WITH THE ASSISTANCE OF
V. E. NEGUS AND F. W. WATKYN-THOMAS

Contents

CHRONIC SUPPURATION IN THE ETHMOIDAL AND SPHENOIDAL AIR-SINUSES (BILATERAL): ACUTE LEPTOMENINGITIS OF NASAL ORIGIN ARISING SPONTANEOUSLY: DEATH: AUTOPSY	A. LOGAN TURNER F. ESMOND REYNOLDS
CANCER OF THE VOCAL CORDS, DIFFICULTIES IN DIAGNOSIS, AND FALLACIES IN STATISTICS.	JOBSON HORNE
THE LOCALISATION OF SOUND	W. S. TUCKER
THE APPLICATION OF THE PRINCIPLE OF MAXIMUM STIMULATION TO CLINICAL OTOTOLOGY	ALBERT A. GRAY
CLINICAL RECORDS:—	
CEDEMA OF THE EVELID IN ACUTE MASTOIDITIS: REPORT OF A CASE	N. ASHERSON
CARCINOMA OF THE RIGHT BRONCHUS	W. S. THACKER NEVILLE
SOCIETIES' PROCEEDINGS:—	
ROYAL SOCIETY OF MEDICINE—SECTIONS OF LARYNGOLOGY AND OTOTOLOGY	
ABSTRACTS:—	
THE EAR	THE NOSE AND ACCESSORY SINUSES
THE LARYNX	THE PHARYNX
ŒSOPHAGUS AND ENDOSCOPY	
REVIEW OF BOOK	GENERAL NOTES
	GENERAL INDEX

Edinburgh: Oliver and Boyd
London: 33 Paternoster Row

Monthly, 4/- net

Annual Subscription, 40/- net

AIDS FOR THE DEAF

HAWKSLEY'S AURICLES

The best non-electric aid for slight and moderate degrees of deafness and specially suitable when the patient is suffering from Tinnitus.

For Extreme Cases—

HAWKSLEY'S "GREEN STRIPE" CONVERSATION TUBES

are very much more powerful and reliable than any electrical aid.

IMPORTANT NOTICE

to the Medical Profession and their Patients

We are the originators of a

10 DAYS' FREE HOME TRIAL,
without obligation to purchase, of any of our Acoustic Aids, and, in our opinion, this is the only fair and satisfactory method of selling such instruments to the public. We daily hear most distressing tales from deaf people who have been coerced into purchasing expensive aids without a proper home trial.

T. HAWKSLEY, LTD.

(ESTABLISHED 1869)

351 OXFORD STREET, LONDON, W.1

Telephone: Mayfair 1182

SOLE AGENTS FOR THE MARCONI OTOPHONE

Our full range of illustrated lists sent on application

ORAL HYGIENE

Odol & Bacteria

Odol by virtue of its unique antiseptic agents may claim to be the most efficient means of ridding the oral cavity of pathogenic bacteria.

**ODOL EXERTS
MAXIMUM INHIBITORY POWER
AGAINST BACTERIA
BUT HAS
MINIMUM ACTION on BODY TISSUES**

The following table indicates the effect of ODOL in the mouth :—

Rate of development of bacteria in unclean mouth. Index 100 bacteria.



Rate of development of bacteria in mouth cleansed with Liquid Odol. Index—100 bacteria.



You will find ODOL Tooth Paste powerfully antiseptic. It is absolutely non-caustic, and whitens the teeth without in any way harming the enamel.


Odol

Samples and Literature will gladly be sent to members of the Profession on application to

CRANBUX LIMITED OF NORWICH

Sole Manufacturers and Distributors of British Odol Products

ALDWYCH



CHEVALIER JACKSON'S INSTRUMENTS FOR ŒSOPHAGOSCOPY, LARYNGOSCOPY, AND BRONCHOSCOPY

New Models as made for Walter G. Howarth, F.R.C.S.

Each Instrument is made in accordance with the details of Chevalier Jackson's most recent models, and each is supplied with a *spare light carrier*, i.e., 2 light carriers and 2 lamps. All the models have been redesigned with a view to rendering them more easily cleansed; all the crevices and corners for the dirt have been taken away.

To ensure better visibility the tips of the forceps are *black*.

The Howarth-Jackson's Instruments are **less expensive** than other American or English models, and a further economy has been effected by rendering the instrument tips interchangeable, thus reducing the number of forceps handles and tips required.

The lamps are 2.5 volt and more durable than the usual models.

Manufactured only by

DOWN BROS., L^{TD}.

SURGICAL INSTRUMENT MAKERS

21 and 23 ST THOMAS'S STREET

LONDON, S.E. 1

(Opposite Guy's Hospital)



Telegrams—"DOWN, LONDON."

Telephone—HOP 4400 (4 lines).

The Choice of Medical Men

for their own deafness or to recommend to patients is the "Ardente" method because it is so entirely different, uncopyable, and carries a written lifelong guarantee and service of its originator—Mr R. H. Dent—not any mere selling agent or company. It is the most complete method—the commonsense way and the only individual method. Made in a wide range of types—one is suited to the individual needs of the patient and only when tested and found suitable is the right type completed and supplied. Interest is taken and adjustments made in accordance with any changed condition of hearing of the user.

"Ardente" is also the Choice of

Prof. SIR AMBROSE FLEMING, Kt., M.A., B.Sc., F.R.S.
Col. SIR HENRY KNOLLYS, K.C.V.O.
The late Gen. BRAMWELL BOOTH, C.H., and
Major F. E. VERNEY, M.C.

and many leading medical men—professional etiquette makes it necessary for us to withhold their names. "ARDENTE" is shown and appreciated at every B.M.A. meeting and every improvement is made in direct collaboration after test and consultation with eminent medical men and scientists. No distinguished name used is that of a staff-member—all are of deaf people themselves lending their names and experience for the benefit of fellow-sufferers without personal gain or profit.

All are men of knowledge and world-wide experience, able to judge and have the BEST.

"Ardente" is the choice of every important medical journal and TRUTH and for use at Hospitals and supplied through charities, Government Departments (also used by government officials). Behind "ARDENTE" is a personality—his interest is yours, his success built by his users who chose "Ardente" on its merits—

"Ardente" can be tested Free at any of our SERVICE BUREAUX—the most complete in the whole deaf world—or at Doctors' surgeries or patients' homes any day any time—week-ends and evenings if preferred. Please send for particulars—we will be happy to arrange a free demonstration to you at your or any of our addresses if Deaf yourself or interested on behalf of patients.

Mr Dent is the inventor of "Ardente."

Mr Dent is the pioneer of individual ear-fitting.

Mr Dent is the originator of the "Free Home Test."

The most Complete and Extensive Service for the Deaf under personal supervision

M^R.H.DENT'S
ARDENTE
FOR DEAF EARS

309 OXFORD STREET, LONDON, W.1

(Between Oxford Circus and Bond St. Tube Stations)

'PHONE MAYFAIR 1380/1718

- | | |
|----------------------------|----------------------------------|
| 9 Duke Street, CARDIFF | 27 King Street, MANCHESTER |
| 64 Park Street, BRISTOL | 59 Northumberland St., NEWCASTLE |
| 271 High Street, EXETER | 206 Sauchiehall Street, GLASGOW |
| 118 New Street, BIRMINGHAM | 111 Princes Street, EDINBURGH |
| 37 Jameson Street, HULL | |

Please ask for "Medical Reports"

THE "STERLING" AUTOMATIC ELECTRIC Mouth and Throat Lamp

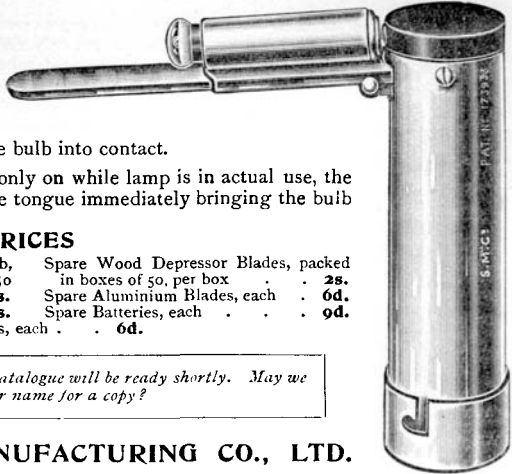
(PATENTED)

THE "STERLING LAMP" is the *only* combined automatic Mouth and Throat Lamp and Tongue Depressor, and is ideal for quick examination. A slight pressure on the tongue with the removable blade bringing the bulb into contact.

Economical.—The light is only on while lamp is in actual use, the removal of the depressor from the tongue immediately bringing the bulb out of contact.

PRICES

Lamp, complete with Battery, bulb, polished Aluminium Blade, and 50 Wood Depressor Blades, in case 15s.	Spare Wood Depressor Blades, packed in boxes of 50, per box 2s.
Pegamoid covered Case, extra 3s.	Spare Aluminium Blades, each 6d.
Spare Bulbs, each 6d.	Spare Batteries, each 9d.



Our new 1300 page instrument catalogue will be ready shortly. May we register your name for a copy?

THE SURGICAL MANUFACTURING CO., LTD.

83-85 MORTIMER STREET, LONDON, W.

And at 4 Park Terrace, GLASGOW, and 52 South King Street, DUBLIN

CENTRAL LONDON THROAT, NOSE, AND EAR HOSPITAL GRAY'S INN ROAD

(Near King's Cross Stations)

DAILY CLINICS. LECTURES ON FRIDAYS, 4 p.m.
OVER 11,000 NEW PATIENTS YEARLY. 50,000 ATTENDANCES.
IN-PATIENT DEPARTMENT, 72 BEDS. In-Patient Operations Daily.
SPECIAL INTENSIVE COURSE OF LECTURES AND DEMONSTRATIONS
(including Operative Surgery Course; Peroral Endoscopy Class and Pathology Class, especially suitable for D.L.O. Students), in co-operation with the Fellowship of Medicine, twice yearly—May and October.
COURSE IN METHODS OF EXAMINATION & DIAGNOSIS at frequent intervals.

SURGEONS

Dr DAN MCKENZIE	Mr ARCHER RYLAND
Mr HAROLD KISCH	Mr F. W. WATKYN-THOMAS
Mr NICOL RANKIN	Mr C. GILL-CAREY

ASSISTANT SURGEONS

Mr J. D. MCLAGGAN, Mr W. A. MILL, Mr A. LOWNDES YATES

CLINICAL ASSISTANTS

Are appointed from among those duly qualified gentlemen who have been enrolled as Post-Graduate Students of the Hospital.

FEES

For attendance on the practice of the Hospital—
Three months 5 guineas | Six months 8 guineas
Special Intensive Course.—
Clinical Course, £5, 5s., Operative Surgery, £7, 7s., Endoscopy, £6, 6s.,
Pathology, £5, 5s.

Further particulars on application to

ARCHER RYLAND, F.R.C.S.Ed.,
Dean.

JOHN H. YOUNG,
Secretary—Superintendent.

An Invitation

TO ANY AURAL SURGEON WHO MAY BE INTERESTED WE EXTEND A CORDIAL INVITATION TO VISIT US FOR A DEMONSTRATION OF

The NEW OTOAUDION

Literature sent on Application.

Rx

INHALATIO No. 8

INVALUABLE in the treatment of post nasal catarrh and allied conditions.

INHALATIO No. 8. A compound of Menthol, Camphor, Eucalyptol, Cinnamon, and Pinus Pumilio, in a bland oleaginous base. Guaranteed absolutely Non-Irritant.

Free Sample sent on request

JOHN BELL & CROYDEN

ACOUSTIC DEPARTMENT:—8 WELBECK STREET, W.1

Telephone:
WELBECK 5555
(to lines)

Telegrams:
INSTRUMENTS, WESDO
LONDON


ROGERS' STANDARD SPRAYS



HAVE A **WORLD-WIDE REPUTATION**
For Efficiency & Reliability.
They are made in many forms, scientifically designed for **NASAL, PHARYNGEAL, POST-NASAL and LARYNGEAL TREATMENT.**

Particulars gladly supplied on request.
Sole Manufacturer—

FRANK A. ROGERS (LATE OF OXFORD ST.),
1, Beaumont Street, London, W.1.



NASO-PHARYNGOSCOPE—AFTER HOLMES

London made. Straight pattern.



For determining and examining the condition of the mucous membrane. Interior of the larynx. Posterior pharyngeal wall, etc.

Price complete in case with cables, switch handle and spare lamp—£10.

A. CHARLES KING, LTD.


SURGICAL INSTRUMENT MAKERS

34 DEVONSHIRE STREET, LONDON, W.1

Telephone:
Welbeck 2264

DeVILBISS SPRAY No. 15

FULLY
GUARANTEED



FOR ALL
PURPOSES

For Spraying the Nose and Throat with Oils and Aqueous Solutions

Important

The adjustable tip permits spraying in any direction, and is especially important when the bronchial tubes or the post-nasal cavities are to be treated.

When prescribing, please specify

“DeVilbiss Spray No. 15”

(of all Chemists and Surgical Instrument makers)

Complete illustrated Catalogue from

DeVILBISS, CO., LTD., WEST DRAYTON, MIDDLESEX

THE GOLDEN SQUARE THROAT, NOSE AND EAR HOSPITAL

LONDON, W. 1

HONORARY MEDICAL STAFF

Surgeons

Mr T. JEFFERSON FAULDER
Mr LIONEL COLLEDGE
Mr GILBERT CHUBB

Mr THEODORE JUST
Mr BEDFORD RUSSELL
Mr F. C. ORMEROD

Assistant Surgeons

Mr DINGLEY
Mr SANDIFORD

Mr HOWELLS
Mr WILSON

The Hospital has recently undergone very extensive reconstruction and extension, and now has 73 beds for In-patients and an annual Out-patient attendance of about 40,000.

CLINICAL INSTRUCTION

Clinical Instruction in the Diagnosis and Treatment of Diseases of the Ear, Nose and Throat is daily given in the Out-patient Department from 2 to 5 p.m. On Tuesdays and Fridays from 6.30 to 8 p.m. also. Major operations are performed daily, except Mondays, in the In-patient Operating Theatres. Minor operations are performed in the Out-patient Department by the Assistant Surgeons on four mornings a week.

Practitioners and Medical Students are admitted to the practice of the Hospital, and Clinical Assistants, whose duty it is to assist the staff, are appointed from time to time among them. For further information apply to the Dean, Mr BEDFORD RUSSELL.

Recently Published. Second Edition (Reprint). Fully Revised and Enlarged.
Demy 8vo, 464 pp. 284 Text Illustrations and 12 Plates (of which 8 are in colour). 20s. net, Postage 9d.

DISEASES OF THE **NOSE, THROAT, AND EAR**

For Practitioners and Students

Edited by **A. LOGAN TURNER, M.D., LL.D., F.R.C.S.E.**
Consulting Surgeon, Ear and Throat Department, Royal Infirmary, Edinburgh

With the collaboration of

J. S. FRASER, M.B., F.R.C.S.E. **J. D. LITHGOW, M.B., F.R.C.S.E.**
W. T. GARDINER, M.C., M.B., F.R.C.S.E. **G. EWART MARTIN, M.B., F.R.C.S.E.**
 and **DOUGLAS GUTHRIE, M.D., F.R.C.S.E.**

"May confidently be recommended for the use of students and practitioners."—LANCET.

"Will prove of the greatest value."—JOURNAL OF LARYNGOLOGY AND OTOTOLOGY.

Bristol: John Wright & Sons Ltd. Illustrated Catalogue free London: Simpkin Marshall Ltd.

INSTRUMENTS AND EQUIPMENT FOR

Examination of Ear, Nose and Throat, Operation on Tonsils, Adenoids, Mastoid, Nasal Septum

As supplied to and used in

EAR, NOSE AND THROAT DEPARTMENT, ROYAL INFIRMARY, EDINBURGH
THE EDINBURGH EYE, EAR AND THROAT INFIRMARY, ETC., ETC.

ALSO THE CHEVALIER JACKSON INSTRUMENTS

ARCHD. YOUNG & SON LTD., 57-61 FORREST RD., EDINBURGH

Surgical Instrument Makers to Royal Infirmary, Edinburgh

Phone : 20669.

Telegrams : "Baudage, Edinburgh," A.B.C. Code, 5th Ed.

The Journal of Laryngology and Otology

(Founded in 1887 by MORELL MACKENZIE and NORRIS WOLFENDEN)

EDITED BY

WALTER HOWARTH

ASSISTED BY

V. E. NEGUS AND F. W. WATKYN-THOMAS

1. Original Articles are accepted on the condition that they have not been published elsewhere.
2. Manuscripts should be typewritten, on one side only of the paper, and well spaced.
3. Galley proofs and engraver's proofs of illustrations are sent to the author. Corrections, which should be kept to a minimum, must be clearly marked and no additional matter should be added.
4. The order for reprints should be sent when returning galley proofs, and for this purpose special forms are supplied, on which the price of the reprints is stated.
5. Authors of Original Communications on Oto-Laryngology in other Journals are invited to send a copy, or two reprints, to the *Journal of Laryngology*. If they are willing, at the same time, to submit their own abstract (in English, French, Italian, or German) it will be welcomed.
6. Editorial Communications should be addressed to "EDITOR, *Journal of Laryngology*, c/o Messrs OLIVER AND BOYD, Tweeddale Court, Edinburgh."
7. The Annual Subscription is Forty Shillings, post free, and is payable in advance.
8. Single Copies of back numbers, both of the present and the previous series, are on sale at Four Shillings each.
9. An Annual Subscription can be commenced with any number of the Journal, and the preceding numbers of the current year can be purchased at Four Shillings each.

UNITED STATES OF AMERICA

Orders for this Journal, for single parts or yearly subscriptions, can be sent either through a local bookseller, or to Messrs G. E. STRECHERT & Co., 81-83 East 10th Street, New York.

CONTENTS

	PAGE
CHRONIC SUPPURATION IN THE ETHMOIDAL AND SPHENOIDAL AIR-SINUSES (BILATERAL): ACUTE LEPTOMENINGITIS OF NASAL ORIGIN ARISING SPONTANEOUSLY: DEATH: AUTOPSY. A. Logan Turner, M.D., F.R.C.S.E., and F. Esmond Reynolds, M.B.	801
CANCER OF THE VOCAL CORDS, DIFFICULTIES IN DIAGNOSIS, AND FALLACIES IN STATISTICS. Jobson Horne, M.D.	806
THE LOCALISATION OF SOUND. W. S. Tucker, D.Sc.	812
THE APPLICATION OF THE PRINCIPLE OF MAXIMUM STIMULATION TO CLINICAL OTOLOGY. Albert A Gray, M.D.	817
CLINICAL RECORDS—	
Oedema of the Eyelid in Acute Mastoiditis: Report of a Case. N. Asherson	827
Carcinoma of the Right Bronchus. W. S. Thacker Neville, Harrogate	830
SOCIETIES' PROCEEDINGS—	
Royal Society of Medicine—Section of Laryngology	832
Royal Society of Medicine—Section of Otology	842
ABSTRACTS—	
The Ear	847
The Nose and Accessory Sinuses	853
The Larynx	854
The Pharynx	856
Oesophagus and Endoscopy	858
REVIEW OF BOOK	859
GENERAL NOTES	861
GENERAL INDEX	863

VACCINES

For Prophylaxis against Respiratory Infections

THE micro-organisms most commonly found in patients suffering from "colds" are Pneumococcus, Pfeiffer's Bacillus, *Micrococcus catarrhalis* and *Bacillus septus*; and these are included in the ANTI-CATARRH VACCINE prepared in the Department for Therapeutic Inoculation, St Mary's Hospital, W.2, specially for the prophylaxis of colds in adults.

A slightly modified formula is supplied under the title ANTI-CATARRH (PUBLIC SCHOOLS) VACCINE.

It is generally agreed that the serious and sometimes fatal complications of influenza—such as bronchitis and pneumonia—as well as many of the less severe symptoms, are caused by infection with Pfeiffer's Bacillus, Pneumococcus and Streptococcus. On this account the ANTI-INFLUENZA VACCINE (MIXED) St Mary's Hospital Formula, which contains these three organisms, is of great value as a prophylactic of influenza.

Details of these and other Vaccines supplied on request by the Sole Agents.

PARKE, DAVIS & CO.



50 BEAK ST., LONDON, W.1.