

## Review

# Omega-3 and polyunsaturated fat for prevention of depression and anxiety symptoms: systematic review and meta-analysis of randomised trials

Katherine H. O. Deane, Oluseyi F. Jimoh, Priti Biswas, Alex O'Brien, Sarah Hanson, Asmaa S. Abdelhamid, Chris Fox and Lee Hooper

## Background

There is strong public belief that polyunsaturated fats protect against and ameliorate depression and anxiety.

## Aims

To assess effects of increasing omega-3, omega-6 or total polyunsaturated fat on prevention and treatment of depression and anxiety symptoms.

## Method

We searched widely (Central, Medline and EMBASE to April 2017, trial registers to September 2016, ongoing trials updated to August 2019), including trials of adults with or without depression or anxiety, randomised to increased omega-3, omega-6 or total polyunsaturated fat for  $\geq 24$  weeks, excluding multifactorial interventions. Inclusion, data extraction and risk of bias were assessed independently in duplicate, and authors contacted for further data. We used random-effects meta-analysis, sensitivity analyses, subgrouping and Grading of Recommendations, Assessment, Development and Evaluations (GRADE) assessment.

## Results

We included 31 trials assessing effects of long-chain omega-3 ( $n = 41\,470$ ), one of alpha-linolenic acid ( $n = 4837$ ), one of total polyunsaturated fat ( $n = 4997$ ) and none of omega-6. Meta-analysis suggested that increasing long-chain omega-3 probably has little or no effect on risk of depression symptoms (risk ratio

1.01, 95% CI 0.92–1.10,  $I^2 = 0\%$ , median dose 0.95 g/d, duration 12 months) or anxiety symptoms (standardised mean difference 0.15, 95% CI 0.05–0.26,  $I^2 = 0\%$ , median dose 1.1 g/d, duration 6 months; both moderate-quality evidence). Evidence of effects on depression severity and remission in existing depression were unclear (very-low-quality evidence). Results did not differ by risk of bias, omega-3 dose, duration or nutrients replaced. Increasing alpha-linolenic acid by 2 g/d may increase risk of depression symptoms very slightly over 40 months (number needed to harm, 1000).

## Conclusions

Long-chain omega-3 supplementation probably has little or no effect in preventing depression or anxiety symptoms.

## Declaration of interest

L.H. and A.A. were funded to attend the World Health Organization Nutrition Guidance Expert Advisory Group (NUGAG) Subgroup on Diet and Health meetings and present review results. The authors report no other conflicts of interest.

## Keywords

Fatty acids omega-3; depression; anxiety; meta-analysis; fatty acids omega-6.

## Copyright and usage

© The Authors 2019.

There is a common belief that increasing omega-3 intake may prevent and treat both depression and anxiety, and in the USA, long-chain omega-3 (LCn3) intakes are greater from dietary supplements (0.72 g/d eicosapentaenoic acid (EPA) and docosahexaenoic acid (DHA)) than foods (0.41 g/d).<sup>1</sup> Globally depressive disorders are the third most common cause of years lived with disability in women and fifth in men, and anxiety disorders are eighth and fifteenth, respectively.<sup>2</sup> Lifetime prevalence is 10–17% for anxiety disorders and 10–16% for mood disorders,<sup>3,4</sup> with higher rates in people with long-term conditions.<sup>5–7</sup>

The aetiological theories of depression and anxiety suggest concurrent alterations in brain chemistry, environmental stressors and genetic predisposition. Polyunsaturated fatty acids (PUFAs), including LCn3 (mostly from fish), alpha-linolenic acid (ALA; a plant-based omega-3) and omega-6 fatty acids (mostly from vegetable oils) have roles in the synthesis, release, reuptake, degradation and binding of neurotransmitters, and in neural structure and function.<sup>8–10</sup> Neuronal cell membranes contain high levels of DHA (an LCn3). Observational research suggests correlations between low omega-3 or fish consumption and depression,<sup>11,12</sup> whereas people with social anxiety disorder have lower erythrocyte membrane omega-3 and higher omega-6/omega-3 ratios than controls, and negative correlations between omega-3 levels and anxiety

scores have been observed.<sup>13</sup> Thus, increasing omega-3 intake and/or reducing omega-6 intakes may have antidepressant and anxiolytic effects,<sup>9,14</sup> but reverse causation is highly feasible in that poor mental health may lead to lower quality dietary intake.

## Aims

We aimed to assess effects of increasing LCn3, ALA, omega-6 or total PUFA on depression and anxiety in randomised controlled trials (RCTs) of at least 6 months duration.

## Method

This systematic review and meta-analysis is part of a series of systematic reviews commissioned by the World Health Organization (WHO) assessing health effects of omega-3, omega-6 and total PUFA.<sup>15–23</sup> Its protocol was registered (International Prospective Register of Systematic Reviews identifier: CRD42017056092). Specific methods for this review are discussed below, and detailed methods for the review series are reported elsewhere, including detailed search strategies, list of variables data extracted and the wider database of trials.<sup>22</sup> No ethical approval was required for this study.

## Criteria for considering studies for this review

### Types of studies

We included only RCTs of at least 6 months (24 weeks) duration. The 24-week cut-off reflects metabolic studies suggesting 6 months as the minimum duration of supplementation required to ensure equilibration of LCn3 into most body compartments, including the brain.<sup>24</sup>

### Types of participants

Participants in included studies had to be adults (aged  $\geq 18$  years) who were not pregnant or seriously ill. Participants could have a current or previous diagnosis of clinical depression or anxiety, but this was not necessary.

### Types of intervention and comparison

Studies were included where they compared higher with lower omega-3, omega-6 and/or total PUFA intakes. The intervention could consist of advice, foodstuffs or oral supplements (oil, capsules or provided foodstuffs) that aimed to alter omega-3, omega-6 and/or total PUFA intake, or (if no specific aim was stated) achieved a change of  $\geq 10\%$  of baseline intake. Studies were excluded if they examined multiple risk factor interventions on lifestyle or dietary factors other than PUFA. Interventions had to be compared with usual diet, no advice, no supplementation or placebo (as appropriate), or compared raised versus lowered PUFA intake over  $\geq 24$  weeks.

### Types of outcome measures

Included trials assessed at least one of the primary outcomes (even where these outcomes were not fully reported). Primary outcomes were as follows: risk of depression or anxiety symptoms assessed by formal diagnosis or an appropriate scale, dichotomised to give risk of depression or anxiety in participants without depression or anxiety at baseline; severity of depression or anxiety symptoms as a continuous scale in participants with or without existing depression; and severity of depression or anxiety, or relapse, in those with depression at baseline. Assessment of depression or anxiety did not have to be the main study goal.

Secondary outcomes were as follows: social participation; quality of life; carer stress; healthcare and patient costs; adherence; fidelity; adverse events; withdrawal rates; withdrawals owing to non-adherence, lack of efficacy and/or side effects; and psychosis, suicidality, suicide and self-harm. Secondary outcomes were data-extracted from included studies.

## Search methods for identification of studies

We searched Cochrane Central, Medline and EMBASE to 27 April 2017; Clinicaltrials.com and the WHO International Clinical Trials Registry Platform to September 2016; and reassessed all ongoing trials in August 2019. Searches were not limited by language or publication date. We checked included trials of relevant systematic reviews, and wrote to authors of included studies for additional studies and trial data (including unpublished summary outcome data). Full search methods and full text of electronic search strategies are reported in full in our methodology paper.<sup>22</sup>

## Data collection

Study inclusion, data extraction and assessment of risk of bias were conducted independently in duplicate, and disagreements were resolved by discussion or a third reviewer.

## Assessment of risk of bias in included studies

We assessed Cochrane risk-of-bias domains,<sup>25</sup> and also assessed risk from adherence problems and attention bias specifically for our reviews.<sup>15–23</sup> Included trials were judged at low summary risk of bias where randomisation, allocation concealment, blinding of participants, personnel and outcome assessors were adequate (all other trials were at moderate or high risk of bias).

## Data synthesis

Main analyses assessed effects of increasing omega-6, LCn3, ALA and mixed PUFA on primary outcomes, using random-effects meta-analysis (as dietary interventions are heterogeneous by their nature<sup>26</sup>) with risk ratio or mean differences in Review Manager, version 5.3.<sup>27</sup> Where different scales could be combined the direction of scales was standardised (so lower scores signified lower levels of depression or anxiety) and combined by standardised mean differences.

## Sensitivity analyses

Prespecified sensitivity analyses of primary outcomes included fixed-effects meta-analysis, limiting analysis to studies at low summary risk of bias, limiting to studies at low risk for adherence issues and limiting to trials randomising  $\geq 100$  participants.

## Subgroup analysis and investigation of heterogeneity

Prespecified subgroup analyses were conducted for primary outcomes with eight or more included studies by intervention type, replacement, dose, duration, baseline depression risk (high risk was defined as people with clinically diagnosed depression and/or anxiety, using any diagnostic criteria; medium risk was defined as people with depression or anxiety risk factors, such as a long-term conditions; low risk was defined as all other populations) and antidepressant or anti-anxiety medication use in  $\geq 50\%$  participants.<sup>22</sup> We planned to create subgroups by severity of baseline depression and combined anxiety and depression diagnosis, and by baseline intake of omega-3, omega-6 or total PUFA, but only two trials included participants with diagnosed depression<sup>28</sup> and baseline intake information was not available in most trials, so was not attempted.

We assessed heterogeneity between trials by  $I^2$ . We assessed small study bias by funnel plots, Harbord and Peters test (for dichotomous data) or Egger test (for continuous data),<sup>25,29</sup> where there were ten or more included trials, comparison of random- and fixed-effects analyses and knowledge of missing data.

## Interpretation of findings

Effect sizes were interpreted as agreed with the WHO Nutrition Guidance Expert Advisory Group Subgroup on Diet and Health (who commissioned this review as part of a set of work to underpin their dietary guidance) and prespecified for this set of reviews.<sup>22</sup> Risk ratios of  $< 0.92$  or  $> 1.08$  were considered to be relevant clinical effects (risk ratios of 0.92 to 1.08 were considered to be little or no effect), whereas a mean difference between arms of  $\geq 10\%$  of baseline was required for a relevant clinical effect for continuous measures. Outcome data were interpreted by the Grading of Recommendations, Assessment, Development and Evaluations (GRADE) assessment, drafted by L.H., then discussed and agreed with the WHO Nutrition Guidance Expert Advisory Group as elaborated elsewhere.<sup>22</sup> Where GRADE suggested data of very low quality, we did not interpret effect sizes. Where data were of low quality, we used the term 'may'; moderate-quality evidence warranted 'probably' in describing effect sizes.

## Data availability

All authors have ongoing access to the study data within a shared database. The database for this set of reviews is available in our accepted methods and database paper.<sup>22</sup>

## Results

The search strategy for the wider set of reviews found 364 RCTs (reported in 1020 papers) of omega-3, omega-6 or total PUFA with a duration of at least 6 months.<sup>22</sup> From this set, 32 RCTs that assessed outcomes of interest were included in this review (Supplementary Fig. 1 available at <https://doi.org/10.1192/bjp.2019.234>, for more detail see methods paper).<sup>22</sup> Systematic review results, including sensitivity analyses and subgrouping, are provided briefly here and in more detail in Supplementary Text 1.

## Characteristics of included studies

Characteristics of included studies and risk of bias are detailed in Supplementary Table 1 and in more detail in our database paper<sup>20</sup>. A total of 31 trials (41 470 participants) assessed effects of LCn3,<sup>28,30–61</sup> one assessed effects of ALA (4837 participants)<sup>30</sup> and one assessed effects of higher total PUFA (4997 participants).<sup>62</sup> No trials assessed effects of omega-6 on depression or anxiety.

Participants were recruited with chronic illness or risk factors in 17 trials; memory deficit, cognitive impairment or Alzheimer's disease in six trials; mental health problems in four trials and healthy participants in five trials.

Of the 31 LCn3 trials, most gave supplementary capsules or medicinal oils, two used supplemental foods (enriched margarine and fish sausages),<sup>30,40</sup> one provided dietary advice<sup>57</sup> and one provided a combination.<sup>43</sup> The ALA trial provided enriched margarine,<sup>30</sup> and the PUFA trial provided dietary advice plus nuts.<sup>62</sup> LCn3 doses ranged from 300 to 3360 mg/d of EPA plus DHA<sup>28,54</sup>; 12 trial arms assessed doses of  $\leq 1000$  mg/d, 13 trial arms assessed doses of 1001–2000 mg/d and seven trial arms assessed doses  $>2000$  mg/d. Control groups received olive, corn or sunflower oils; other fats; other 'inert' or ill-defined substances; different dietary advice; foods without omega-3 enrichment or nothing.

## Risk of bias of included studies

Risk of bias is itemised by domain and study in Fig. 1. Of the 32 RCTs (33 comparisons including 46 467 randomised participants), 12 were judged to be at low summary risk of bias,<sup>30,31,34,38,43,45,48,50,51,55,56,59,60</sup> including 12 LCn3 comparisons, and the single ALA assessment (Fig. 1). Trial authors provided some response to attempted contact for 16 trials.

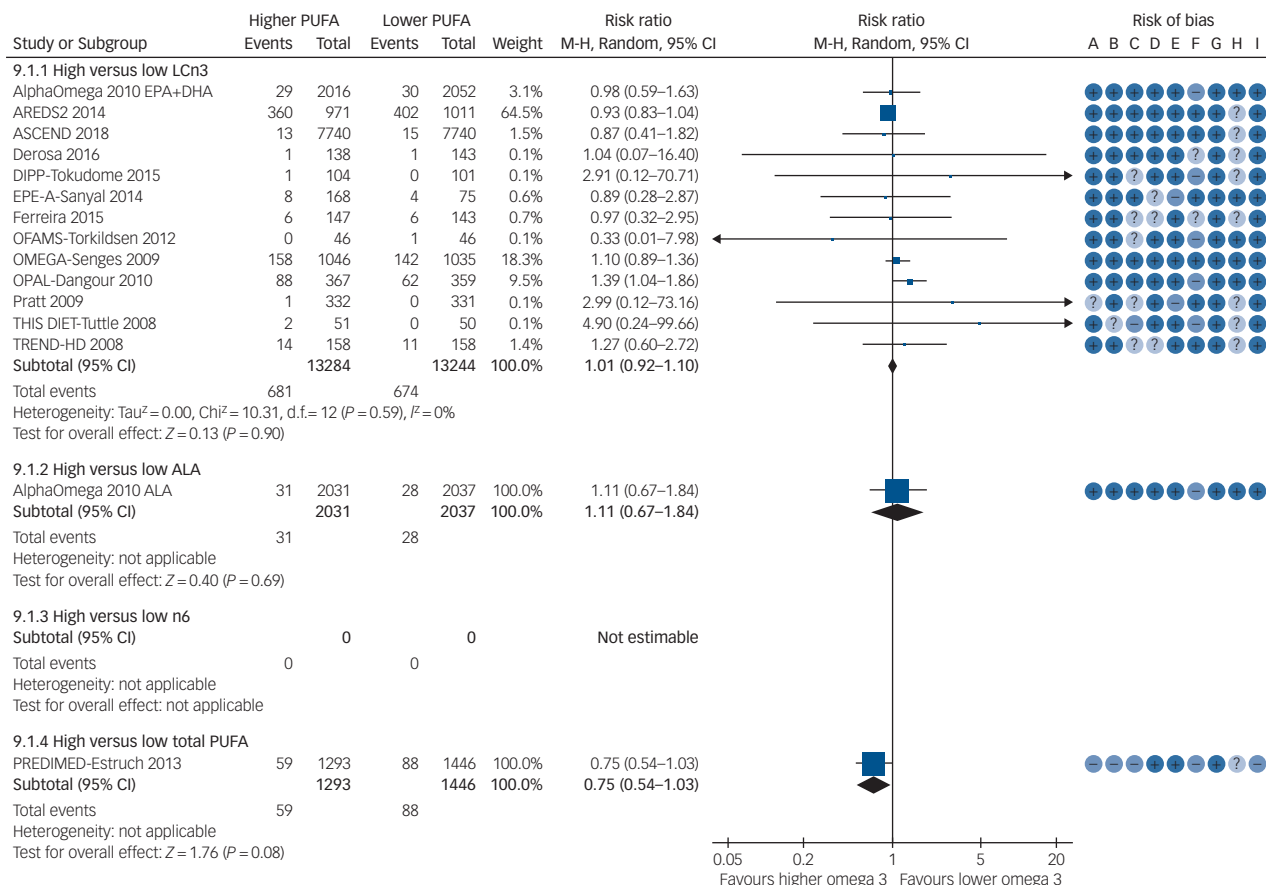
Effects of increasing omega-3, omega-6 or total PUFA on risk of depression symptoms

Thirteen RCTs (randomising 26 528 participants, reporting 1355 people developing depression symptoms, median dose 0.95 g/d, range 0.4–3.4 g/d, median duration 12 months, range 6–89 months) suggested little or no effect of increasing LCn3 on risk of depression symptoms (RR 1.01, 95% CI 0.92–1.10,  $I^2 = 0\%$ , Fig. 2). This did not differ in sensitivity analyses by summary risk of bias, fixed effects or study size, although retaining only trials with good adherence suggested increased depression risk with increased LCn3 (RR 1.16, 95% CI 0.99–1.36,  $I^2 = 0\%$ , Supplementary Table 2). Over 90% of meta-analytic weight came from three trials that assessed depression symptoms dichotomously with the Center for Epidemiologic Studies Depression Scale (score  $\geq 16$ ),<sup>31</sup> Beck Depression Inventory-II (score  $\geq 14$ )<sup>50</sup> and General Health

	Random sequence generation (selection bias)	Allocation concealment (selection bias)	Blinding of participants and personnel (performance bias)	Blinding of outcome assessment (detection bias)	Incomplete outcome data (attrition bias)	Selective reporting (reporting bias)	Attention	Compliance	Other bias
AlphaOmega 2010 ALA	+	+	+	+	+	+	+	+	+
AlphaOmega 2010 EPA+DHA	+	+	+	+	+	+	+	+	+
AREDS2 2014	+	+	+	+	+	+	+	?	+
ASCEND 2018	+	+	+	+	+	+	+	?	+
Chiu 2008	?	?	+	+	-	-	+	+	?
DART2 Burr 2003	?	?	-	+	+	?	-	?	+
Derosa 2016	+	+	+	+	+	?	+	?	+
DIPP-Tokudome 2015	+	+	?	+	+	-	+	?	+
DO IT-Einvik 2010	+	?	?	+	+	?	+	+	+
EPE-A-Sanyal 2014	+	+	+	?	-	+	+	+	+
EPOCH-Danthiir 2011	+	+	+	+	?	-	+	?	+
Ferreira 2015	+	+	?	?	+	?	+	?	+
Hashimoto 2016	?	?	?	?	-	?	+	+	+
Jackson 2016	+	+	-	?	+	-	+	+	+
Lee 2012	+	?	?	+	+	?	+	+	+
MAPT-Vellas 2017	+	+	+	+	+	+	+	?	+
MEMO-Van de Rest 2008	+	?	+	+	+	+	+	+	+
MIDAS-Yurko-Mauro 2010	+	+	+	+	+	+	+	+	+
NEURAPRO-McGorry 2017	+	?	+	?	?	-	?	-	?
OFAMS-Torkildsen 2012	+	+	?	+	+	-	+	+	+
OFFER-Pawelczyk 2015	+	+	+	+	+	+	+	+	+
OmegAD-Freund-Levi 2008	+	?	?	?	-	-	+	+	?
OMEGA-Senges 2009	+	+	+	+	+	+	+	+	+
OPAL-Dangour 2010	+	+	+	+	+	-	+	+	+
Palma 2015	?	?	?	?	?	?	?	?	+
Pomponi 2014	+	?	?	?	+	?	+	?	+
Pratt 2009	?	+	?	+	-	+	+	?	+
PREDIMED-Estruch 2013	-	-	-	+	+	-	+	?	-
Sinn 2012	+	+	+	+	-	+	+	+	+
SU.FOL.OM3 Galan 2010	+	+	+	+	+	+	+	+	+
Tajalizadekhoob 2011	+	?	+	+	+	?	+	+	+
THIS DIET-Tuttle 2008	+	?	-	+	+	-	+	?	+
TREND-HD 2008	+	+	?	?	+	+	?	?	+

**Fig. 1** Itemised risk of bias for included randomised controlled trials.

+, low risk of bias; -, high risk of bias; ?, unclear risk of bias. References to all included studies<sup>28,30–62,69,70</sup> are provided study by study in Supplementary Table 1.



Test for subgroup differences: Chi<sup>2</sup> = 3.19, d.f. = 2 (P = 0.20), I<sup>2</sup> = 37.4%

**Risk of bias legend**

- (A) Random sequence generation (selection bias)
- (B) Allocation concealment (selection bias)
- (C) Blinding of participants and personnel (performance bias)
- (D) Blinding of outcome assessment (detection bias)
- (E) Incomplete outcome data (attrition bias)
- (F) Selective reporting (reporting bias)
- (G) Attention
- (H) Compliance
- (I) Other bias

**Fig. 2** Meta-analysis of trials randomising to higher versus lower long-chain omega-3 (LCn3), alpha-linolenic acid (ALA), omega-3 and total polyunsaturated fatty acid (PUFA) intake and reporting risk of depression symptoms. M-H, Mantel-Haenszel; n6, omega-6; +, low risk of bias; -, high risk of bias; ?, unclear risk of bias. References to all included studies are provided study by study in Supplementary Table 1.

Questionnaire-30 (score  $\geq 5$ ).<sup>51</sup> In other trials depression events were based on Geriatric Depression Scale-15 (score  $>10$ ) scores, were reported as adverse events or were unclear. There was no suggestion of publication bias in visual inspection of the funnel plot, or with statistical tests (Harbord test  $P = 0.27$ , Peters test  $P = 0.29$ ), and no suggestion of heterogeneity. Effects did not differ by intervention type, replacement nutrients or LCn3 dose, but subgrouping suggested increased depression risk with LCn3 in healthy adults, and little or no effect in those with comorbid illnesses. One LCn3 trial recruited only participants with current depression in which  $\geq 50\%$  took antidepressants.<sup>28</sup> As prespecified LCn3 dose subgroupings did not divide included trials effectively, *post hoc* we re-ran even LCn3, EPA and DHA dose subgroupings. There was no suggestion of LCn3 dose effects (test for subgroup differences  $P = 0.98$ ), EPA ( $P = 0.13$ ) or DHA ( $P = 0.87$ ) effects (Supplementary Figs 2–4).

GRADE assessment suggests that increasing LCn3 probably has little or no effect on risk of depression symptoms (moderate-quality evidence, downgraded once for imprecision, Supplementary

Table 3). This was confirmed in data on depression symptoms analysed as continuous data in 15 trials including participants not selected for depression at baseline (for details see Supplementary Text 1 and Supplementary Table 3).

Data were limited from trials of ALA and total PUFA on depression (Supplementary Tables 4 and 5). We found no data from trials of omega-6 (Fig. 2). GRADE suggests that increasing ALA may increase risk of depression symptoms very slightly (number needed to harm, 1000; low-quality evidence, downgraded twice for imprecision) and effects of increasing total PUFA on depression risk are unclear as the evidence is of very low quality (downgraded once each for risk of bias, indirectness and inconsistency, Supplementary Tables 6 and 7).

Effects of increasing omega-3, omega-6 or total PUFA on depression severity and remission in those with existing depression  
A single small trial assessed effects of LCn3 for 6 months in poor Iranian men with mild or moderate depression at baseline<sup>28</sup>, and

found that Geriatric Depression Scale-15 score fell by >10% of baseline (suggesting reduced depression severity) in the higher versus lower LCn3 arm (mean difference -0.94, 95% CI -2.27 to 0.39, *n* = 61 participants). A further small study (*n* = 24) included participants with Parkinson's disease,<sup>53</sup> some of whom were depressed at baseline, and reported on remission, suggesting more remission in those on higher LCn3 (Supplementary Table 2). GRADE assessment suggests that effects of increasing LCn3 on risk of depression severity and risk of remission in those with existing depression are unclear as the evidence was of very low quality (depression severity downgraded twice for risk of bias, once for inconsistency; risk of remission absolute risk reduction 0.58, downgraded once for risk of bias and twice for indirectness, Supplementary Table 3). No trials of ALA, omega-6 or total PUFA included participants with depression at baseline.

Effects of increasing omega-3, omega-6 or total PUFA on risk of anxiety symptoms, severity and remission

Data were limited from trials of LCn3 assessing anxiety symptoms (Supplementary Tables 2 and 3). One study provided data on effects of LCn3 on risk of anxiety (RR 1.00, 95% CI 0.32–3.10); none provided data on remission. Five studies assessed effects of increasing LCn3 on anxiety symptoms, using four different scales (standardised mean difference 0.15, 95% CI 0.05–0.26, *I*<sup>2</sup> = 0%, *n* = 1378 participants, and no included studies were at low summary risk of bias, Fig. 3). No studies provided data on effects of ALA, omega-6 or total PUFA on anxiety incidence, remission

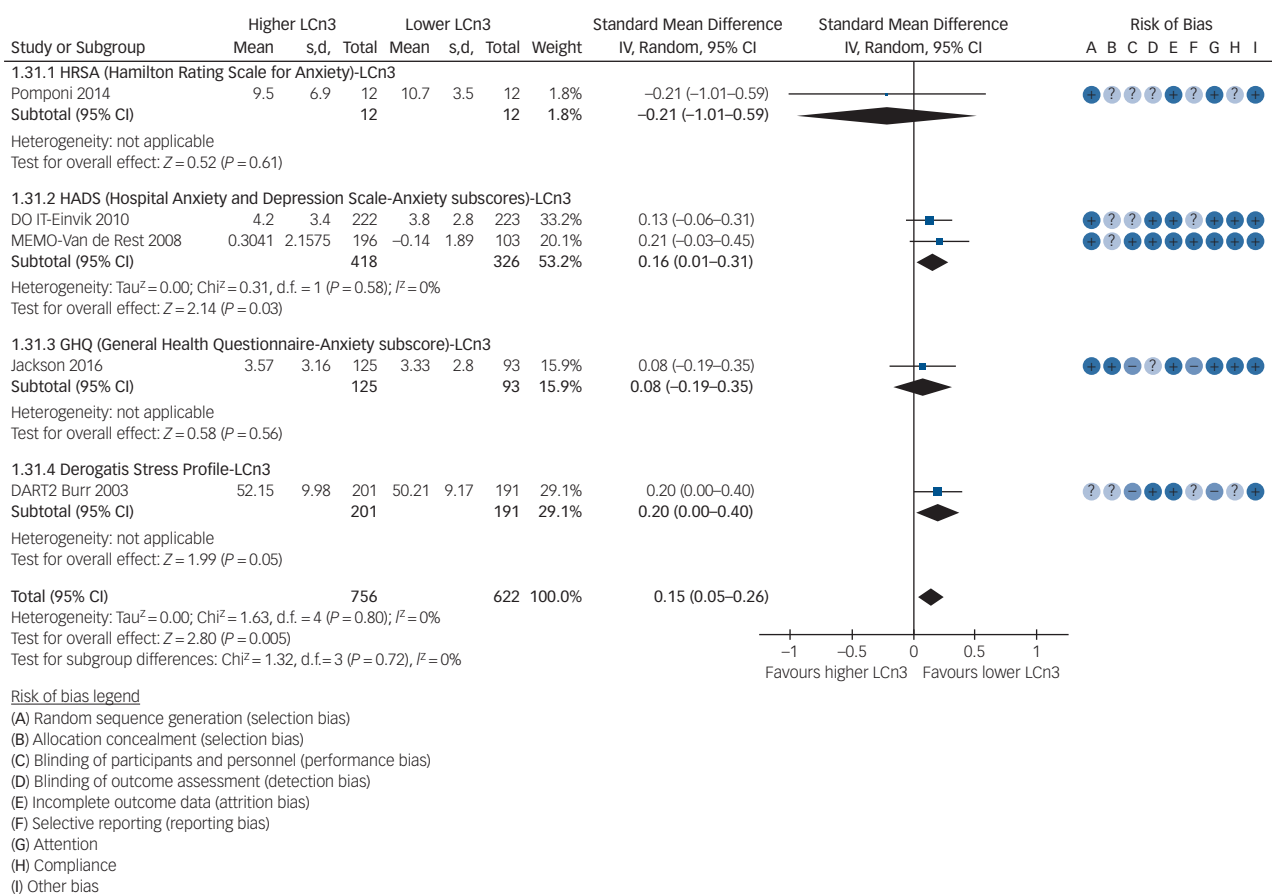
or symptoms. GRADE assessment suggests that increasing LCn3 probably has little or no effect on anxiety symptoms (moderate-quality evidence, downgraded once for risk of bias, Supplementary Table 3).

### Secondary outcomes

Data on secondary outcomes are reported in Supplementary Text 1 and Supplementary Tables 8 and 9. Data were found on quality of life, carer stress, suicidality, adverse events, drop-outs and drop-outs owing to adverse events, but data were sparse, often poorly reported and may suffer from reporting bias. We did not identify any clear harms or benefits of interventions for these outcomes. We have formally systematically reviewed effects of omega-3, omega-6 and total PUFA on cancer, diabetes, cognition, inflammatory bowel disease, cardiovascular disease, functional outcomes, mortality, adiposity and lipids in sister reviews, so these outcomes are not reported here.<sup>15–23</sup>

### Discussion

GRADE assessment of our meta-analytic data suggests that increasing LCn3 probably has little or no effect on risk of depression or anxiety symptoms in those without depression or anxiety at baseline (moderate-quality evidence), but effects on depression severity and risk of remission in depression were unclear. Increasing ALA may increase risk of depression symptoms very slightly (1000 people would need to increase their ALA intake for one additional



**Fig. 3** Meta-analysis of trials randomising to higher versus lower long-chain omega-3 (LCn3) intake and assessing anxiety.

+, low risk of bias; -, high risk of bias; ?, unclear risk of bias. References to all included studies are provided study by study in Supplementary Table 1.

person to develop depression symptoms). Data on other outcomes and effects of increasing omega-6 and total PUFA were missing or of very low quality.

### Strengths and limitations

Strengths of this review include our very broad search of long-term trials that assessed effects of omega-3, omega-6 or total PUFA on any outcomes,<sup>22</sup> and contact with many trial authors enabling us to include previously unpublished data. Evidence for the lack of impact of LCn3 on risk of depression symptoms comes from a broad range of trials, across thousands of men and women with diverse health status and depression risk, including large, long-term trials with low summary risk of bias. The broad set of trials also allowed thorough assessment of publication bias. We have used subgrouping to assess potential effects of LCn3, EPA and DHA dose, study duration (much of our data came from large trials of  $\geq 3$  years duration) and replacement of other nutrients (including omega-6, monounsaturated and saturated fats) on depression symptoms. Increasing LCn3, EPA or DHA dose, trial duration or altering nutrients replaced by LCn3 does not improve effectiveness of LCn3 on risk of depression symptoms.

Limitations include lack of information within trials on baseline LCn3 intake. Baseline intake of LCn3 could alter effectiveness of LCn3 supplementation, as increasing LCn3 would be more likely to be effective in those with poor baseline intakes. However, where trials reported baseline LCn3 intake or status, they did so in ways that are not comparable across trials (e.g. oily fish intake, erythrocyte membrane EPA, plasma LCn3), so we were unable to assess effects by baseline LCn3 status or intake. Although available data did not allow us to assess effects by omega-3/omega-6 ratio there was no suggestion of greater effects when omega-3 replaced omega-6, downplaying the importance of this ratio in depression and anxiety. The variety of methods of assessment of depression and anxiety symptoms, and limited clinical diagnoses of depression or anxiety (relying on scales of symptoms) may also limit clinical interpretation. However, these are the best data available on prevention of depression and anxiety, there are no previous systematic reviews of prevention and our collation of a broad database of all long-term trials of omega-3, omega-6 and total PUFA has allowed assessment of effects that are otherwise unpublished and inaccessible.<sup>22</sup> We carried out standardised mean difference analysis and reported effects in the single, most common scale.

### Comparison with other research

The Multi-country Project on the Role of Diet, Food-related Behavior, and Obesity in the Prevention of Depression trial randomised participants to 1.4 g/d LCn3 plus additional micronutrients or placebo and found no effect on diagnosis of major depressive disorder after 1 year in 1025 overweight adults with subsyndromal depressive symptoms.<sup>63</sup> This trial is not included in our systematic review as the intervention was multifactorial (effects of LCn3 cannot be separated out), but confirms our review findings that LCn3 supplementation does not help to prevent depression. We found no previous systematic reviews of RCTs on effects of omega-6 or total PUFA, none separated out effects of ALA, and none assessed effects on prevention of depression. Systematic reviews on anxiety have included trials of very short duration and without controls.<sup>64</sup>

Given that humans require at least 6 months to equilibrate fatty acids throughout our bodies when changes to LCn3 intake occur,<sup>24</sup> we were surprised to find only two small trials of LCn3 with a duration of at least 24 weeks that included participants with depression at baseline, to enable assessment of effects on depression severity and remission. As depression and anxiety are commonly recurring illnesses, longer-term health effects are crucial to understand, and

we assumed we would find trials of polyunsaturated fats alongside effective antidepressants or anxiolytics compared with placebo and the same effective antidepressant or anxiolytic. None of our included trials clearly assessed dietary fats in combination with medications for depression or anxiety, which could potentiate effectiveness.

Shorter-term trials of omega-3 fats have been extensively reviewed. For example, a previous high-quality Cochrane systematic review of shorter trials of LCn3 in people with depression suggested small to modest non-clinically beneficial effects but queried risk of bias and publication bias in this data-set.<sup>14</sup> However, another systematic review of trials in major depression suggested efficacy at higher EPA doses and alongside antidepressants.<sup>65</sup> Like the Cochrane review, which also used GRADE assessment,<sup>14</sup> we found that evidence of effects of LCn3 on depression severity and remission were of very low quality. Other recent systematic reviews of effects of omega-3 in people with existing depression have concluded that there were 'mixed findings' in older adults, suggesting that more high-quality, large-scale RCTs are needed,<sup>66</sup> in call for trials in people with diagnosed depression and of longer duration,<sup>67</sup> and with a suggestion that combined EPA and DHA are of (non-significant) benefit in women (based on fewer than 400 participants).<sup>68</sup>

LCn3 was mainly provided in supplementary form, so although there was no suggestion of different effects in trials of dietary advice or where oily fish was provided to participants compared with trials of LCn3 supplements, effects of dietary fish may differ (as dietary fish replaces other foods, and includes a wide range of additional nutrients including protein, selenium, iodine, calcium and magnesium).


Although LCn3 and ALA may protect against depression and anxiety in select individuals owing to specific genetic, dietary and/or metabolic characteristics, LCn3 and ALA will be harmful in other selected individuals. This systematic review suggests that any such benefits and harms are balanced, and that there will be no overall benefits on depression and anxiety symptoms of increasing LCn3 in general populations.

### Implications for practice

Many adults take omega-3 supplements to improve their mental health. Our comprehensive systematic review and meta-analysis suggested that taking LCn3 supplements probably has little or no effect on risk of depression or anxiety symptoms (moderate-quality evidence). Results did not differ by risk of bias, omega-3 dose, duration or nutrients replaced. Effects on depression severity and remission were unclear (very-low-quality evidence). Physicians should not recommend omega-3 supplements for reducing depression or anxiety risk, and evidence of effectiveness in existing depression is of very low quality.

### Research implications

Further methodologically strong, long-term trials (that focus on robust randomisation, allocation concealment, and blinding of participants, trial staff and outcome assessors, as well as adequately checking adherence in both the intervention and control arms) are needed to drive practice in people with existing depression and anxiety.

**Katherine H.O. Deane**, PhD, Senior Lecturer, School of Health Sciences, University of East Anglia, UK; **Oluseyi F. Jimoh**, PhD, Senior Research Associate, Norwich Medical School, University of East Anglia, UK; **Priti Biswas**, MA, PhD student, School of Health Sciences, University of East Anglia, UK; **Alex O'Brien**, Medical Student, Norwich Medical School, University of East Anglia, UK; **Sarah Hanson**, PhD, Lecturer, School of Health Sciences, University of East Anglia, UK; **Asmaa S. Abdelhamid**, MD, Honorary Research Fellow, Norwich Medical School, University of East Anglia, UK; **Chris Fox**, MD, MRCPsych, Professor of Clinical Psychiatry, Norwich Medical School, University of East Anglia, UK; **Lee Hooper** , PhD, Reader in Research Synthesis, Nutrition & Hydration, Norwich Medical School, University of East Anglia, UK

**Correspondence:** Lee Hooper, Norwich Medical School, University of East Anglia, Norwich Research Park, Norwich NR4 7TJ, UK. Email: l.hooper@uea.ac.uk

First received 20 Jun 2019, final revision 11 Sep 2019, accepted 25 Sep 2019

## Supplementary material

Supplementary material is available online at <https://doi.org/10.1192/bjp.2019.234>.

## Funding

The World Health Organization Nutrition Guidance Expert Advisory Group (NUGAG) Subgroup on Diet and Health (via the University of East Anglia) funded the research (grant number 2017/695622-0 to L.H., K.H.O.D., A.S.A., O.F.J., P.B. and S.H.). The funder had no role in data collection, data analysis, data interpretation or writing of the report. The funders were involved in study design during commissioning, and GRADE assessment was drafted by L.H., then discussed and agreed with NUGAG as part of guidance development. The corresponding author had full access to all the data in the study and takes responsibility for the integrity of the data and the accuracy of the data analysis, as well as the decision to submit for publication.

## Acknowledgements

The review authors thank all of the authors of primary studies who kindly provided us with the best set of data available, including: D. Kromhout, Wageningen University;<sup>30</sup> Emily Chew, National Institutes of Health;<sup>31</sup> M.L. Burr, University of Wales and A. Ness, University of Bristol;<sup>33</sup> G. Derosa and P. Maffioli, University of Pavia;<sup>34</sup> S. Tokudome, National Institute of Health and Nutrition, Japan;<sup>35</sup> G. Einvik, Akershus University Hospital and H. Arnesen, Oslo University Hospital;<sup>36</sup> V. Danthiir, Commonwealth Scientific and Industrial Research Organisation Human Nutrition, Adelaide;<sup>38</sup> M. Hashimoto, Shimane University;<sup>40</sup> P. Jackson, Northumbria University;<sup>41</sup> S. Schneider, Institut für Herzinfarktforschung, Germany;<sup>50</sup> Y. Freund-Levi, Karolinska Institutet;<sup>49</sup> A. Dangour, London School of Hygiene & Tropical Medicine;<sup>51</sup> N. Parletta, University of South Australia;<sup>55</sup> P. Galan, Université Paris;<sup>56</sup> K. Tuttle, Sacred Heart Medical Center, Spokane.<sup>57</sup> Thanks also to the authors who replied but were not able to provide further details or confirmed no relevant outcomes, including A Sanyal, Virginia Commonwealth University, USA.<sup>37</sup>

The manuscript's guarantor affirms that this manuscript is an honest, accurate, and transparent account of the study being reported; that no important aspects of the study have been omitted; and that any discrepancies from the study as planned (and, if relevant, registered) have been explained. The guarantor attests that all listed authors meet authorship criteria and that no others meeting the criteria have been omitted.

## References

- Papanikolaou Y, Brooks J, Reider C, Fulgoni VL. U.S. adults are not meeting recommended levels for fish and omega-3 fatty acid intake: results of an analysis using observational data from NHANES 2003–2008. *Nutr J* 2014; **13**: 31.
- Kyu HH, Abate D, Abate KH, Abay SM, Abbafati C, Abbasi N, et al. Global, regional, and national disability-adjusted life-years (DALYs) for 359 diseases and injuries and healthy life expectancy (HALE) for 195 countries and territories, 1990–2017: a systematic analysis for the Global Burden of Disease Study 2017. *Lancet* 2018; **392**(10159): 1859–922.
- Demyttenaere K, Bruffaerts R, Posada-Villa J, Gasquet I, Kovess V, Lepine JP, et al. Prevalence, severity, and unmet need for treatment of mental disorders in the World Health Organization World Mental Health Surveys. *JAMA* 2004; **291**(21): 2581–90.
- Kessler RC, Angermeyer M, Anthony JC, De Graaf R, Demyttenaere K, Gasquet I, et al. Lifetime prevalence and age-of-onset distributions of mental disorders in the World Health Organization's World Mental Health Survey Initiative. *World Psychiatry* 2007; **6**(3): 168–76.
- Wang J, Wu X, Lai W, Long E, Zhang X, Li W, et al. Prevalence of depression and depressive symptoms among outpatients: a systematic review and meta-analysis. *BMJ Open* 2017; **7**(8): e017173.
- Broen MPG, Narayan NE, Kuijff ML, Dissanayaka NNW, Leentjens AFG. Prevalence of anxiety in Parkinson's disease: a systematic review and meta-analysis. *Mov Disord* 2016; **31**(8): 1125–33.
- Matcham F, Rayner L, Steer S, Hotopf M. The prevalence of depression in rheumatoid arthritis: a systematic review and meta-analysis. *Rheumatology (Oxford)* 2013; **52**(12): 2136–48.
- Dyall SC. Long-chain omega-3 fatty acids and the brain: a review of the independent and shared effects of EPA, DPA and DHA. *Front Aging Neurosci* 2015; **7**: 52.
- Su K-P, Matsuoka Y, Pae C-U. Omega-3 polyunsaturated fatty acids in prevention of mood and anxiety disorders. *Clin Psychopharmacol Neurosci* 2015; **13**(2): 129–37.
- Larrieu T, Layé S. Food for mood: relevance of nutritional omega-3 fatty acids for depression and anxiety. *Front Physiol* 2018; **9**: 1047.
- Grosso G, Micek A, Marventano S, Castellano S, Mistretta A, Pajak A, et al. Dietary n-3 PUFA, fish consumption and depression: a systematic review and meta-analysis of observational studies. *J Affect Disord* 2016; **205**: 269–81.
- Thesing CS, Bot M, Milaneschi Y, Giltay EJ, Penninx BWJH. Omega-3 and omega-6 fatty acid levels in depressive and anxiety disorders. *Psychoneuroendocrinology* 2018; **87**: 53–62.
- Green P, Hermesh H, Monselise A, Marom S, Presburger G, Weizman A. Red cell membrane omega-3 fatty acids are decreased in nondepressed patients with social anxiety disorder. *Eur Neuropsychopharmacol* 2006; **16**(2): 107–13.
- Appleton KM, Sallis HM, Perry R, Ness AR, Churchill R. Omega-3 fatty acids for depression in adults. *Cochrane Database Syst Rev* 2015; **11**: CD004692.
- Abdelhamid AS, Brown TJ, Brainard JS, Biswas P, Thorpe GC, Moore HJ, et al. Omega-3 fatty acids for the primary and secondary prevention of cardiovascular disease. *Cochrane Database Syst Rev* 2018; **11**: CD003177.
- Abdelhamid AS, Martin N, Bridges C, Brainard JS, Wang X, Brown TJ, et al. Polyunsaturated fatty acids for the primary and secondary prevention of cardiovascular disease. *Cochrane Database Syst Rev* 2018; **11**: CD012345.
- Hooper L, Al-Khudairy L, Abdelhamid AS, Rees K, Brainard JS, Brown TJ, et al. Omega-6 fats for the primary and secondary prevention of cardiovascular disease. *Cochrane Database Syst Rev* 2018; **11**: CD011094.
- Abdelhamid A, Hooper L, Sivakaran R, Hayhoe RPG, Welch A, The PUFAs Group. The relationship between omega-3, omega-6 and total polyunsaturated fat and musculoskeletal health and functional status in adults: a systematic review and meta-analysis of RCTs. *Calcif Tissue Int* 2019; **105**: 353–72.
- Brown TJ, Brainard J, Song F, Wang X, Abdelhamid A, Hooper L. Omega-3, omega-6, and total dietary polyunsaturated fat for prevention and treatment of type 2 diabetes mellitus: systematic review and meta-analysis of randomised controlled trials. *BMJ* 2019; **366**: 14697.
- Brainard J, Jimoh OF, Deane K, Biswas P, Donaldson D, Maas K, et al. Omega-3, omega-6 and total polyunsaturated fat for cognition and dementia: systematic review and meta-analysis of RCTs. *JAMDA*, in press, 2019.
- Hanson S, Thorpe G, Winstanley L, Abdelhamid AS, Hooper L. Omega-3, omega-6 and total dietary polyunsaturated fat on cancer incidence: systematic review and meta-analysis of randomised trials. *Br J Cancer*, in press, 2019.
- Hooper L, Abdelhamid A, Brainard J, Deane KH, Song F. Creation of a database to assess effects of omega-3, omega-6 and total polyunsaturated fats on health: database and methodology for a set of reviews. *BMJ Open* 2019; **9**(5): e029554.
- Thorpe G, Ajabnoor S, Ahmed Z, Abdelhamid A, Hooper L. *Dietary Polyunsaturated Fat for Prevention and Treatment of Inflammatory Bowel Disease*. PROSPERO, 2017 ([https://www.crd.york.ac.uk/PROSPERO/display\\_record.php?RecordID=68704](https://www.crd.york.ac.uk/PROSPERO/display_record.php?RecordID=68704)).
- Browning LM, Walker CG, Mander AP, West AL, Madden J, Gambell JM, et al. Incorporation of eicosapentaenoic and docosahexaenoic acids into lipid pools when given as supplements providing doses equivalent to typical intakes of oily fish. *Am J Clin Nutr* 2012; **96**(4): 748–58.
- Higgins JPT, Altman DG, Sterne JAC. *Cochrane Statistical Methods Group*, Cochrane Bias Methods Group. Chapter 8: Assessing risk of bias in included studies. In *Cochrane Handbook for Systematic Reviews of Interventions Version 5.10* [updated March 2011] (eds JPT Higgins, S Green): section 8.5. The Cochrane Collaboration, 2011.
- McKenzie JE, Herbison GP, Deeks JJ. Impact of analysing continuous outcomes using final values, change scores and analysis of covariance on the performance of meta-analytic methods: a simulation study. *Res Synth Methods* 2016; **7**(4): 371–86.
- Review Manager (RevMan) Version 5.3*. The Cochrane Collaboration, 2014 (<https://community.cochrane.org/help/tools-and-software/revman-5/revman-5-download/installation>).
- Tajalizadekhoob Y, Sharifi F, Fakhrazadeh H, Mirarefin M, Ghaderpanahi M, Badamchizade Z, et al. The effect of low-dose omega 3 fatty acids on the treatment of mild to moderate depression in the elderly: a double-blind, randomized, placebo-controlled study. *Eur Arch Psychiatry Clin Neurosci* 2011; **261**(8): 539–49.
- Harbord RM, Egger M, Sterne JAC. A modified test for small-study effects in meta-analyses of controlled trials with binary endpoints. *Stat Med* 2006; **25**(20): 3443–57.
- Kromhout D, Giltay EJ, Geleijnse JM. Alpha Omega Trial Group. n-3 fatty acids and cardiovascular events after myocardial infarction. *N Engl J Med* 2010; **363**(21): 2015–26.
- Chew EY, Clemons TE, Agron E, Launer LJ, Grodstein F, Bernstein PS, et al. Effect of omega-3 fatty acids, lutein/zeaxanthin, or other nutrient supplementation on cognitive function: the AREDS2 randomized clinical trial. *JAMA* 2015; **314**(8): 791–801.

- 32 Chiu CC, Su KP, Cheng TC, Liu HC, Chang CJ, Dewey ME, et al. The effects of omega-3 fatty acids monotherapy in Alzheimer's disease and mild cognitive impairment: a preliminary randomized double-blind placebo-controlled study. *Prog Neuropsychopharmacol Biol Psychiatry* 2008; **32**(6): 1538–44.
- 33 Burr ML, Ashfield-Watt PA, Dunstan FD, Fehily AM, Breay P, Ashton T, et al. Lack of benefit of dietary advice to men with angina: results of a controlled trial. *Eur J Clin Nutr* 2003; **57**(2): 193–200.
- 34 Derosa G, Cicero AF, D'Angelo A, Borghi C, Maffioli P. Effects of n-3 PUFAs on fasting plasma glucose and insulin resistance in patients with impaired fasting glucose or impaired glucose tolerance. *BioFactors* 2016; **42**(3): 316–22.
- 35 Tokudome S, Kuriki K, Yokoyama Y, Sasaki M, Joh T, Kamiya T, et al. Dietary n-3/long-chain n-3 polyunsaturated fatty acids for prevention of sporadic colorectal tumors: a randomized controlled trial in polypectomized participants. *Prostaglandins Leukot Essent Fatty Acids* 2015; **94**: 1–11.
- 36 Einvik G, Ekeberg O, Lavik JG, Ellingsen I, Klemsdal TO, Hjerkin EM. The influence of long-term awareness of hyperlipidemia and of 3 years of dietary counseling on depression, anxiety, and quality of life. *J Psychosom Res* 2010; **68**(6): 567–72.
- 37 Sanyal AJ, Abdelmalek MF, Suzuki A, Cummings OW, Chojkier M, Group E. No significant effects of ethyl-eicosapentaenoic acid on histologic features of nonalcoholic steatohepatitis in a phase 2 trial. *Gastroenterology* 2014; **147**(2): 377–84.
- 38 Danthiir V, Hosking D, Burns NR, Wilson C, Nettelbeck T, Calvaresi E, et al. Cognitive performance in older adults is inversely associated with fish consumption but not erythrocyte membrane n-3 fatty acids. *J Nutr* 2014; **144**(3): 311–20.
- 39 Ferreira JJ, Rosser A, Craufurd D, Squitieri F, Mallard N, Landwehrmeyer B. Ethyl-eicosapentaenoic acid treatment in Huntington's disease: a placebo-controlled clinical trial. *Mov Disord* 2015; **30**(10): 1426–9.
- 40 Hashimoto M, Kato S, Tanabe Y, Katakura M, Mamun AA, Ohno M, et al. Beneficial effects of dietary docosahexaenoic acid intervention on cognitive function and mental health of the oldest elderly in Japanese care facilities and nursing homes. *Geriatr Gerontol Int* 2016; **17**(2): 330–7.
- 41 Jackson PA, Forster JS, Bell JG, Dick JR, Younger I, Kennedy DO. DHA supplementation alone or in combination with other nutrients does not modulate cerebral hemodynamics or cognitive function in healthy older adults. *Nutrients* 2016; **8**: 86.
- 42 Lee SP, Dart AM, Walker KZ, O'Dea K, Chin-Dusting JP, Skilton MR. Effect of altering dietary n-6:n-3 PUFA ratio on cardiovascular risk measures in patients treated with statins: a pilot study. *Br J Nutr* 2012; **108**(7): 1280–5.
- 43 Vellas B, Carrie I, Guyonnet S, Touchon J, Dantoine T, Dartigues JF, et al. MAPT (multi-domain Alzheimer's prevention trial): results at 36 months. *Alzheimer's Dement* 2015; **11**: 331.
- 44 Van De Rest O, Geleijnse JM, Kok FJ, van Staveren WA, Dullemeijer C, Olderikkert MG, et al. Effect of fish oil on cognitive performance in older subjects: a randomized, controlled trial. *Neurology* 2008; **71**(6): 430–8.
- 45 Yurko-Mauro K, McCarthy D, Rom D, Nelson EB, Ryan AS, Blackwell A, et al. Beneficial effects of docosahexaenoic acid on cognition in age-related cognitive decline. *Alzheimer's Dement* 2010; **6**(6): 456–64.
- 46 McGorry PD, Nelson B, Markulev C, Yuen HP, Schäfer MR, Mossaheb N, et al. Effect of  $\omega$ -3 polyunsaturated fatty acids in young people at ultrahigh risk for psychotic disorders: the NEURAPRO randomized clinical trial. *JAMA Psychiatry* 2017; **74**(1): 19–27.
- 47 Torkildsen O, Wergeland S, Bakke S, Beiske AG, Bjerve KS, Hovdal H, et al. Omega-3 fatty acid treatment in multiple sclerosis (OFAMS study): a randomized, double-blind, placebo-controlled trial. *Arch Neurol* 2012; **69**(8): 1044–51.
- 48 Pawelczyk T, Grancow-Grabka M, Kotlicka-Antczak M, Trafalska E, Pawelczyk A. A randomized controlled study of the efficacy of six-month supplementation with concentrated fish oil rich in omega-3 polyunsaturated fatty acids in first episode schizophrenia. *J Psychiatr Res* 2016; **73**: 34–44.
- 49 Freund-Levi Y, Basun H, Cederholm T, Faxen-Irving G, Garlind A, Grut M, et al. Omega-3 supplementation in mild to moderate Alzheimer's disease: effects on neuropsychiatric symptoms. *Int J Geriatr Psychiatry* 2008; **23**(2): 161–9.
- 50 Rauch B, Schiele R, Schneider S, Diller F, Victor N, Gohlke H, et al. OMEGA, a randomized, placebo-controlled trial to test the effect of highly purified omega-3 fatty acids on top of modern guideline-adjusted therapy after myocardial infarction. *Circulation* 2010; **122**(21): 2152–9.
- 51 Dangour AD, Allen E, Elbourne D, Fasey N, Fletcher AE, Hardy P, et al. Effect of 2-y n-3 long-chain polyunsaturated fatty acid supplementation on cognitive function in older people: a randomized, double-blind, controlled trial. *Am J Clin Nutr* 2010; **91**(6): 1725–32.
- 52 Palma C. Omega 3 fatty acids supplementation in Schizophrenia. *Eur Arch Psychiatry Clin Neurosci* 2015; **265**(Suppl 1): S122-S.
- 53 Pomponi M, Loria G, Salvati S, Di Biase A, Conte G, Vilella C, et al. DHA effects in Parkinson disease depression. *Basal Ganglia* 2014; **4**(2): 61–6.
- 54 Pratt CM, Reiffel JA, Ellenbogen KA, Naccarelli GV, Kowey PR. Efficacy and safety of prescription omega-3-acid ethyl esters for the prevention of recurrent symptomatic atrial fibrillation: a prospective study. *Am Heart J* 2009; **158**(2): 163–9.
- 55 Sinn N, Milte CM, Street SJ, Buckley JD, Coates AM, Petkov J, et al. Effects of n-3 fatty acids, EPA v. DHA, on depressive symptoms, quality of life, memory and executive function in older adults with mild cognitive impairment: a 6-month randomised controlled trial. *Br J Nutr* 2012; **107**(11): 1682–93.
- 56 Galan P, Kesse-Guyot E, Czernichow S, Briancon S, Blacher J, Hercberg S, et al. Effects of B vitamins and omega 3 fatty acids on cardiovascular diseases: a randomised placebo controlled trial. *BMJ* 2010; **341**: c6273.
- 57 Tuttle KR, Shuler LA, Packard DP, Milton JE, Daratha KB, Bibus DM, et al. Comparison of low-fat versus Mediterranean-style dietary intervention after first myocardial infarction (from The Heart Institute of Spokane Diet Intervention and Evaluation Trial). *Am J Cardiol* 2008; **101**(11): 1523–30.
- 58 Huntington Study Group. Randomized controlled trial of ethyl-eicosapentaenoic acid in Huntington disease: the TREND-HD study. *Arch Neurol* 2008; **65**(12): 1582–9.
- 59 ASCEND Study Collaborative Group. Effects of n-3 fatty acid supplements in diabetes mellitus. *N Engl J Med* 2018; **379**(16): 1540–50.
- 60 Andrieu S, Guyonnet S, Coley N, Cantet C, Bonnefoy M, Bordes S, et al. Effect of long-term omega 3 polyunsaturated fatty acid supplementation with or without multidomain intervention on cognitive function in elderly adults with memory complaints (MAPT): a randomised, placebo-controlled trial. *Lancet Neurol* 2017; **16**(5): 377–89.
- 61 Van De Rest O, Geleijnse JM, Kok FJ, van Staveren WA, Hoefnagels WH, Beekman AT, et al. Effect of fish-oil supplementation on mental well-being in older subjects: a randomized, double-blind, placebo-controlled trial. *Am J Clin Nutr* 2008; **88**(3): 706–13.
- 62 Estruch R, Ros E, Salas-Salvadó J, Covas M, Corella D, Arós F, et al. Retraction and replication: primary prevention of cardiovascular disease with a Mediterranean diet. *N Engl J Med* 2013; **368**: 1279–90. *N Engl J Med* 2018; **378**: 2441–2.
- 63 Bot M, Brouwer IA, Roca M, Kohls E, Penninx BWJH, Watkins E, et al. Effect of multinutrient supplementation and food-related behavioral activation therapy on prevention of major depressive disorder among overweight or obese adults with subsyndromal depressive symptoms: the MoodFOOD randomized clinical trial. *JAMA* 2019; **321**(9): 858–68.
- 64 Su K-P, Tseng P-T, Lin P-Y, Okubo R, Chen T-Y, Chen Y-W, et al. Association of use of omega-3 polyunsaturated fatty acids with changes in severity of anxiety symptoms: a systematic review and meta-analysis. *JAMA Netw Open* 2018; **1**(5): e182327.
- 65 Mocking RJ, Harmsen I, Assies J, Koeter MW, Ruhe HG, Schene AH. Meta-analysis and meta-regression of omega-3 polyunsaturated fatty acid supplementation for major depressive disorder. *Transl Psychiatry* 2016; **6**: e756.
- 66 Bai Z-G, Bo A, Wu S-J, Gai Q-Y, Chi I. Omega-3 polyunsaturated fatty acids and reduction of depressive symptoms in older adults: a systematic review and meta-analysis. *J Affect Disord* 2018; **241**: 241–8.
- 67 Hallahan B, Ryan T, Hibbeln JR, Murray IT, Glynn S, Ramsden CE, et al. Efficacy of omega-3 highly unsaturated fatty acids in the treatment of depression. *Br J Psychiatry* 2018; **209**(3): 192–201.
- 68 Yang JR, Han D, Qiao ZX, Tian X, Qi D, Qiu XH. Combined application of eicosapentaenoic acid and docosahexaenoic acid on depression in women: a meta-analysis of double-blind randomized controlled trials. *Neuropsychiatr* 2015; **11**: 2055–61.
- 69 Geleijnse J, Giltay E, Kromhout D. Effects of n-3 fatty acids on cognitive decline: a randomized double-blind, placebo-controlled trial in stable myocardial infarction patients. *Alzheimer's Dement* 2011; **1**: S512.
- 70 Burr ML, Ashfield-Watt PA, Dunstan FD, Fehily AM, Breay P, Ashton T, et al. Lack of benefit of dietary advice to men with angina: results of a controlled trial. *Eur J Clin Nutr* 2003; **57**(2): 193–200.

