

## Research Article

**Cite this article:** Li S, Zhu J, Ma Y, Xu D, Chen M, Liu X, Wang W, Kan H, Zheng S, Chen C (2025) Interference and critical periods for mixed natural weed control in direct-seeded cotton in the lower Yangtze River Valley. *Weed Technol.* **39**(e46), 1–11. doi: [10.1017/wet.2025.9](https://doi.org/10.1017/wet.2025.9)

Received: 17 June 2024

Revised: 11 November 2024

Accepted: 19 January 2025

**Associate Editor:**

Lawrence E. Steckel, University of Tennessee

**Nomenclature:**

Cotton, *Gossypium hirsutum* L.


**Keywords:**

Competition; seed cotton yield loss; weed interference; yield loss threshold; naturally occurring weed flora

**Corresponding author:**

Shuying Li; Email: [lishuyingnew@aliyun.com](mailto:lishuyingnew@aliyun.com)

# Interference and critical periods for mixed natural weed control in direct-seeded cotton in the lower Yangtze River Valley

Shuying Li<sup>1</sup> , Jiabao Zhu<sup>2</sup>, Yan Ma<sup>3</sup>, Daoqing Xu<sup>2</sup>, Min Chen<sup>4</sup>, Xiaoling Liu<sup>5</sup>, Wei Wang<sup>5</sup>, Huachun Kan<sup>5</sup>, Shufeng Zheng<sup>2</sup> and Chao Chen<sup>4</sup>

<sup>1</sup>Associate Researcher, Cotton Research Institute, Anhui Academy of Agricultural Science, Hefei, Anhui, China;

<sup>2</sup>Researcher, Cotton Research Institute, Anhui Academy of Agricultural Science, Hefei, Anhui, China; <sup>3</sup>Researcher,

Cotton Research Institute, China Academy of Agricultural Science, Anyang, Henan, China; <sup>4</sup>Assistant Researcher,

Cotton Research Institute, Anhui Academy of Agricultural Science, Hefei, Anhui, China and <sup>5</sup>Associate

Researcher, Cotton Research Institute, Anhui Academy of Agricultural Science, Hefei, Anhui, China

**Abstract**

Knowledge of the critical periods of crop–weed competition is crucial for designing weed management strategies in cropping systems. In the Lower Yangtze Valley, China, field experiments were conducted in 2011 and 2012 to study the effect of interference from mixed natural weed populations on cotton growth and yield and to determine the critical period for weed control (CPWC) in direct-seeded cotton. Two treatments were applied: allowing weeds to infest the crop or keeping plots weed-free for increasing periods (0, 1, 2, 4, 6, 8, 10, 12, 14, and 20 wk) after crop emergence. The results show that mixed natural weed infestations led to 35- to 55-cm shorter cotton plants with stem diameters 10 to 13 mm smaller throughout the season, fitting well with modified Gompertz and logistic models, respectively. Season-long competition with weeds reduced the number of fruit branches per plant by 65% to 82%, decreasing boll number per plant by 86% to 96% and single boll weight by approximately 24%. Weed-free seed cotton yields ranged from 2,900 to 3,130 kg ha<sup>-1</sup>, while yield loss increased with the duration of weed infestation, reaching up to 83% to 96% compared with permanent weed-free plots. Modified Gompertz and logistic models were used to analyze the impact of increasing weed control duration and weed interference on relative seed cotton yield (percentage of season-long weed-free cotton), respectively. Based on a 5% yield loss threshold, the CPWC was found to be from 145 to 994 growing degree days (GDD), corresponding to 14 to 85 d after emergence (DAE). These findings emphasize the importance of implementing effective weed control measures from 14 to 85 DAE in the Lower Yangtze Valley to prevent crop losses exceeding a 5% yield loss threshold.

**Introduction**

Cotton is a crucial fiber, accounting for more than 90% of the total fiber traded globally (Wang et al. 2019). China is one of the leading cotton producers, with approximately 25% of its cotton being grown in the Yangtze River Valley (Yu et al. 2015). Weed competition significantly impacts cotton (Wang et al. 2015), leading to yield reductions ranging from 10% to 90% (Manalil et al. 2017). Factors like nutrients, water, and light are crucial for cotton growth and yield, and weed competition for resources hampers cotton's development (Wang et al. 2015).

Preemergence herbicides followed by postemergence herbicide application are commonly used for weed control in the Yangtze River Valley, while few herbicides could be safely applied POST in cotton fields (Ma et al. 2011; Zhang 2003). Overreliance on one or more herbicides can lead to weed resistance (Charles et al. 2019). Currently 86 cases of herbicide-resistant weeds have been reported in cotton fields worldwide (Heap 2024). In China, weeds resistant to glyphosate and acetyl-CoA carboxylase inhibitors have been found in cotton fields, including goosegrass [*Eleusine indica* (L.) Gaertn.], crabgrass [*Digitaria sanguinalis* (L.) Scop.], Chinese sprangletop [*Leptochloa chinensis* (L.) Nees], redroot pigweed (*Amaranthus retroflexus* L.), common purslane (*Portulaca oleracea* L.), and black nightshade (*Solanum nigrum* L.) (Liu et al. 2019; Wei et al. 2022). Hand hoeing is another common practice among growers in China, but it is labor-intensive, time-consuming, expensive, and often unsuccessful or excessively costly (Ma et al. 2011). Weed control is a major cost of production, and the use of herbicides has potential adverse effects on the environment and human health (Vulchi et al. 2022). Therefore integrated weed management (IWM) systems are recommended for effective herbicide use and the development of optimal weed control strategies (Swanton et al. 2008; Swanton and Weise 1991).

The critical period of weed control (CPWC) is a crucial component of IWM systems and serves as the foundation for developing alternative weed management strategies (Swanton and

© The Author(s), 2025. Published by Cambridge University Press on behalf of Weed Science Society of America. This is an Open Access article, distributed under the terms of the Creative Commons Attribution licence (<https://creativecommons.org/licenses/by/4.0/>), which permits unrestricted re-use, distribution and reproduction, provided the original article is properly cited.



Weise 1991). The CPWC, as described by Knezevic et al. (2002), is a specific stage in the crop growth cycle during which weeds must be controlled to prevent yield losses from surpassing an established threshold. This threshold is usually determined based on the cost of weed control methods. The CPWC refers to a specific level of weed competition and is determined for each weed–crop combination (Bridges and Chandler 1987; Charles et al. 2019; Papamichail et al. 2002; Tursun et al. 2016).

Factors like the timing of weed and crop emergence (Webster et al. 2009), environmental conditions (Bukun 2004; Tingle et al. 2003), plant nutrition (Buchanan and McLaughlin 1975; Tursun et al. 2015), and row spacing (Buchanan et al. 1977; Rogers et al. 1976; Tursun et al. 2016) influence the CPWC. The CPWC is determined by establishing the critical time for weed removal (CTWR), the critical weed-free period (CWFP), and the yield loss threshold (Korres and Norsworthy 2015). The CTWR refers to the period after crop emergence during which weeds can compete with the crop without causing a yield loss exceeding the yield loss threshold. The CWFP, on the other hand, is the minimum period after crop emergence during which the crop must be kept weed-free to prevent yield losses exceeding the threshold.

Many studies have been carried out worldwide on the determination of CPWC under different soil and environmental conditions in various crops, such as cotton (Bryson 1990; Buchanan et al. 1980a, 1980b; Bukun 2004; Charles et al. 2019, 2020a, 2020b; Rogers et al. 1976), corn (*Zea mays* L.) (Evans et al. 2003a; Uremis et al. 2009), soybean [*Glycine max* (L.) Merr.] (Arslan et al. 2006; Knezevic et al. 2003; Van Acker et al. 1993), and potato (*Solanum tuberosum* L.) (Ahmadvand et al. 2009; Karimmojeni et al. 2014; Monteiro et al. 2011). The potential for weed competition is greater in cotton, mainly due to the slower growth of cotton seedlings, particularly in cool, wet weather (Buchanan and Burns 1970).

Many variables have been manipulated to give cotton a competitive advantage over weeds (Rogers et al. 1976), including changes in row spacing, fertilizer application, and cotton planting date (Webster et al. 2009). Molin et al. (2004) found that ultra-narrow row spacing of 25 cm may suppress weed development by reducing both vegetative and reproductive growth in a species-specific manner. Additionally, Iqbal et al. (2020) demonstrated that narrow row spacing of 50 cm, as compared to wide row spacing of 100 cm at the same planting density, not only reduces weed growth and increases lint yield but also enhances the competitive ability of cotton plants during early weed–crop interference. Consequently, the CPWC is shorter in narrowly spaced cotton compared to widely spaced cotton (Iqbal et al. 2020; Rogers et al. 1976; Tursun et al. 2016). Several studies have indicated that increasing the nitrogen fertilizer application rate early in the growing season can improve cotton's ability to compete with weeds and prolong the duration of weed interference (Buchanan and McLaughlin 1975; Robinson 1976; Tursun et al. 2015). However, once weed density reaches 100% or a certain threshold, further nitrogen application no longer leads to higher cotton yields, and no cotton bolls are even produced (Robinson 1976).

In cotton, the CWFP was approximately 8 wk (Buchanan and Burns 1970) or 11 to 12 wk (Bukun 2004; Cardoso et al. 2011; Papamichail et al. 2002) in competition with natural weed populations, while the CTWR was only 4 wk (Buchanan and Burns 1970) or 1 to 2 wk (Bukun 2004; Papamichail et al. 2002) in natural weed populations. The critical period for weed interference in cotton varies widely due to differences in weed species, density, morphology, growth habits, and life cycle (Bridges and Chandler

1987; Bryson 1990; Keeley and Thullen 1975, 1983, 1991; Tachie-Menson et al. 2021; Webster et al. 2009). For example, in studies with barnyardgrass [*Echinochloa crus-galli* (L.) P. Beauv.], removal delayed for 3 wk after planting did not reduce cotton yield, requiring a 9-wk weed-free period to avoid significant yield loss (Keeley and Thullen 1991). Additionally, the critical period for the control of johnsongrass [*Sorghum halepense* (L.) Pers.] in cotton was found to be between 3 and 5 wk after emergence at a density of more than 2 plants 9.8 m row<sup>-1</sup> (Bridges and Chandler 1987), while a weed-free period of 8 to 10 wk and a weed interference period of 2 to 4 wk were required for common cocklebur (*Xanthium strumarium* L.) at an average density of approximately 8 plants m<sup>-2</sup> (Snipes et al. 1987).

The CPWC varies depending on several factors, including weed density; weed species composition; time of weed emergence; crop species and variety; crop density; planting pattern; time of crop planting; climatic conditions; and soil characteristics like temperature, moisture, and fertility (Little et al. 2021; Stagnari and Pisante 2011). It is important to note that results on CPWC may not be universally applicable due to variations in soil and climatic conditions, as well as differences in weed species and community structure across countries, locations, and seasons (Bukun 2004; Evans et al. 2003b; Knezevic et al. 2002; Van Acker et al. 1993). No studies have been conducted to determine the CPWC in direct-seeded cotton under the climatic conditions of the Yangtze River Valley in China, and few studies have focused on the effects of weed competition in this crop. To minimize yield losses caused by weed competition, it is essential to reduce the manual weeding required in cotton fields. Because of variations in growth conditions and yield potential, the CPWC in direct-seeded cotton may vary along the Yangtze River in Anhui Province, China. A thorough understanding of the relationship between weeds and cotton is vital for IWM practices in this region and is of great interest to farmers.

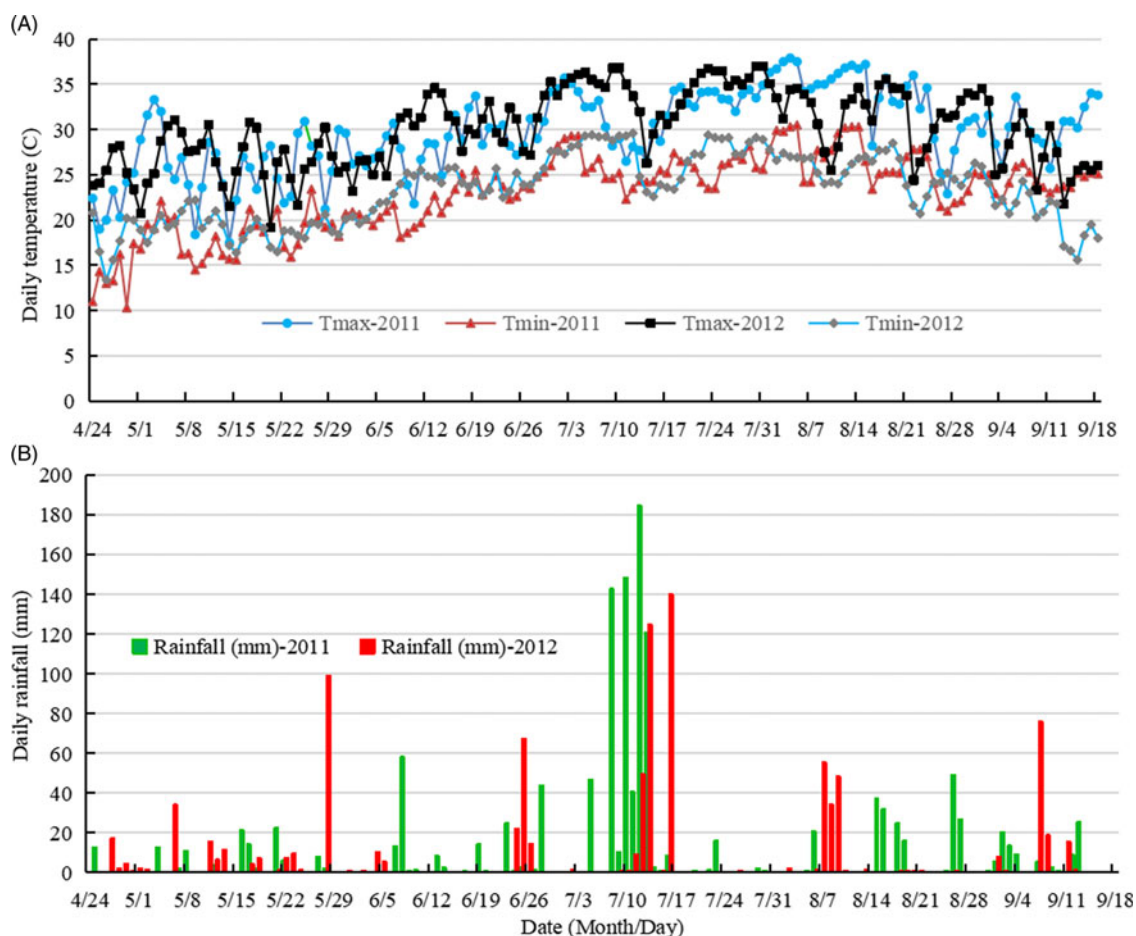
The study aimed to determine the CPWC in direct-seeded cotton, gather information on how mixed natural weed populations affect this crop, and understand when yield-reducing competition occurs. The critical period was estimated using mixed natural weed populations to reflect actual field conditions. Weed control timing was then correlated with growing degree days (GDD) after cotton emergence.

## Materials and Methods

### Experimental Site

Field experiments were conducted at the Anqing Experimental Station of the Cotton Research Institute, Anhui Academy of Agricultural Science (30.477°N, 116.488°E), in 2011 and 2012. The site is located in the middle Yangtze River Valley, and its soil characteristics include sandy loam, pH ranging from 6.7 to 7.9, and organic matter ranging from 10.3 to 18.3 g kg<sup>-1</sup>.

The soil was prepared for cotton production according to local practice. In both years, the experimental plots were left fallow for the winter, cultivated in late March, and harrowed before planting. Cotton was sown at a density of 24,000 plants ha<sup>-1</sup> with rows spaced 1.15 m apart and at a depth of 4 cm. The cotton cultivar used was 'Wanzamian 11', a commonly grown hybrid cotton cultivar in the region, sown on April 25, 2011, and April 24, 2012. Fertilizer was applied with compound fertilizer at 1,500 kg ha<sup>-1</sup> (N:P<sub>2</sub>O<sub>5</sub>:K<sub>2</sub>O = 24:11:5, ≥40%, Zhengzhou Naweigao Fertilizer Co., Henan Province, China). All plots received 150 kg ha<sup>-1</sup> of urea



**Figure 1.** Daily maximum (Tmax) and minimum (Tmin) temperatures (C) (A) and rainfall (B) during the full cotton season at Anqing, Anhui Province, in 2011 and 2012, as recorded by the Anqing Meteorological Bureau. Furrow irrigation was used on August 3, 2011, and August 1 and 25, 2012.

(46% N) and 150 kg ha<sup>-1</sup> of KCl (60% K<sub>2</sub>O) at the flowering and boll stages. Furrow irrigation was used as needed to help the crop grow (Figure 1). Integrated pest management was considered before any pest control measures were taken. Naturally occurring weed populations were present in all trials. The main weeds in the experiments were goosegrass, crabgrass, Chinese sprangletop, barnyardgrass, copperleaf (*Acalypha australis* L.), redroot pigweed, and Japanese mazus [*Mazus japonicus* (Thunb.) Kuntze]. One month before sowing, glyphosate (Roundup® EC, 480 g ai L<sup>-1</sup>, Bayer Crop Science China, Shanghai, China) was applied at 960 g ai ha<sup>-1</sup> in the experimental area. During the trials, weeds were removed by hand hoeing to avoid soil disturbance.

### Experimental Design

All trials used a randomized complete-block design with four replicates. Each plot consisted of four rows of cotton plants, each 12 m in length.

To determine the CPWC, we calculated the duration of weed interference (DWI) and the weed-free period (WFP). For the determination of DWI, plots were left weedy for 1, 2, 4, 6, 8, 10, 12, and 14 wk after emergence (WAE), then maintained weed-free. To determine WFP, plots were kept weed-free for 1, 2, 4, 6, 8, 10, 12, and 14 WAE, after which weeds were allowed to grow for the remainder of the growing season. The treatments were compared with two control plots, one kept weed-free and the other weed

infested throughout the crop cycle. The cotton yields are expressed as lint + seed (before ginning). The two outer rows of each plot were used as buffer rows, and the two central rows were used for assessment.

### Weed and Crop Measurement

The experiments were carried out in successive years with natural weed populations. The goal was to determine the effect of weed-crop competition on the accumulation of weed dry weight and density. Weed samples were collected randomly from four 0.5 × 0.5 m quadrats per plot in the central 8 m of two central rows at each weeding time in the weed-interfered plots and at the end of the growing season in the WFP plots. The weed biomass of weed-infested control was evaluated at 20 WAE. Weeds were cut at ground level and dried at 80 C to achieve a dry weight biomass. The density of each weed species was also recorded.

At maturity, an area corresponding to the central 8 m of the middle two rows of plants in each plot was harvested by hand. The numbers of cotton bolls and fruit branches per plant, plant height, stem diameter, and yield were determined in this area. Additionally, seed cotton weight per boll, lint percentage (ginning percentage), and fiber quality were measured using 100 ripe bolls selected from the middle two rows of each treatment plot at full cotton maturity. Measurements of weeds and crops were transformed to units of square meters and hectares, respectively.



### Meteorological Data

Rainfall and daily maximum and minimum temperatures ( $T_{\max}$ ,  $T_{\min}$ ) (°C) were obtained from the Anqing weather monitoring network, located within 5 km of the experimental site. These data pertain to the cotton-growing seasons of 2011 and 2012 and are shown in Figure 1.

### Statistical Analysis

The logistic model of Equation 1 was fitted to the data for increasing weed duration on seed cotton yield and modified for increasing weed duration on cotton height and stem diameter (Knezevic et al. 2003):

$$Y = \left[ \frac{1}{\exp(C \times (x - D)) + F} + \frac{F - 1}{F} \right] \times 100 \quad [1]$$

where  $Y$  is cotton height, stem diameter, or relative seed cotton yield (percentage of season-long weed-free cotton).  $D$  stands for the inflection point,  $C$  and  $F$  are constants, and  $x$  refers to the length of weed interference measured in GDD from crop emergence.

The Gompertz model (Hall et al. 1992) was used to describe the effect of the increasing duration of the WFP on cotton height, stem diameter, and relative yield. The model applied was as follows:

$$Y = A \times \exp[-B \times \exp(-K \times x)] \quad [2]$$

where  $Y$  is cotton height, stem diameter, or relative seed cotton yield;  $A$  is the yield asymptote;  $B$  and  $K$  are constants; and  $x$  is the length of the WFP after emergence in GDD.

GDD, based on air temperatures, were used as explanatory variables in the regression analysis and accumulated from the planting date. A base temperature ( $T_b$ ) of 15.5 °C has been widely used to track phenological stages in cotton production (Viator et al. 2005). For each day, the GDD was calculated as follows:

$$\text{GDD} = \frac{T_{\max} + T_{\min}}{2} - T_b \quad [3]$$

In this study, the CPWC was determined using an arbitrary yield loss level of 5%.

To determine the type of relationship between weed dry weight and the treatments, a type I exponential curve was fitted to the series of weed-free treatments (Bukun 2004):

$$Y = a \times \exp(b \times x) \quad [4]$$

where  $Y$  represents the weed dry weight ( $\text{g ha}^{-1}$ ),  $a$  is the  $y$  intercept,  $b$  is the asymptote of the curve, and  $x$  is the WFP (in GDD). Additionally, Schumacher's (1939) model was employed to analyze the weed biomass accumulated during the weed infestation duration:

$$y = \exp\left(a + \frac{b}{x}\right) \quad [5]$$

where  $Y$  is the weed dry weight ( $\text{g ha}^{-1}$ ),  $a$  is the maximum weed biomass,  $b$  is the curve's asymptote, and  $x$  is the duration of the weed infestation period (in GDD).

The data were analyzed using general linear models to test for significant main effects and interactions. Weed infesting time and

year were used as fixed factors due to significant interactions between weed hazard level and year; data were analyzed separately by year. To determine variation between treatments, analysis of variance and Duncan's multiple range tests were used with SPSS 19 statistical software. Coefficients of determination ( $R^2$ ) were calculated for nonlinear regression as a measure of goodness of fit for nonlinear models. All probabilities were two-tailed, with a significance level of  $P = 0.05$ . Nonlinear regression was analyzed and plotted using GraphPad Prism 9 statistical software.

## Results and Discussion

### Weed Measurement

The weed species and the degree of their infestation were quite similar in all plots. The weed community consisted of 27 species from 13 families in the experimental plots studied. Most of the species belong to the Poaceae family, with seven species, followed by the Compositae family with five species (Table 1). In both years, the most abundant species were goosegrass and copperleaf, which accounted for 54% and 82% of the total dry weight and 48% and 76% of the total density in 2011 and 2012, respectively.

As the duration of weed infestation increased, both the density and the biomass of the weeds also increased (Table 1; Figure 2 A and B). However, the weed density reached its peak at 6 WAE (327 to 404 GDD), with 147 plants  $\text{m}^{-2}$  in 2011 and 608 plants  $\text{m}^{-2}$  in 2012. Subsequently, it gradually decreased from 8 WAE (535 to 581 GDD) onward (Table 1). This phenomenon may be attributed to both interspecific and intraspecific competition among the weed species being present at high densities (Chandler 1977; Papamichail et al. 2002). Weed dry weight did not significantly increase until the weed interference period was extended to 6 WAE (327 to 404 GDD), after which the weeds accumulated more dry matter, fitting Schumacher's model (Figure 2 A and B). The total weed biomass in the weed interference treatment was higher in 2012 than it was in 2011, with the maximum total weed biomass ranging from 7,084  $\text{kg ha}^{-1}$  in 2011 to 12,102  $\text{kg ha}^{-1}$  in 2012 for the 20-wk interference period. Weed density was generally higher in 2012 than it was in 2011. In the continuous weed experiment field, an increased soil weed seed bank in 2012, coupled with more suitable temperatures and increased rainfall in May (Figure 1), resulted in increased weed density and biomass in the cotton field compared with 2011, leading to increased weed competition. On the other hand, weed dry weight was not significantly affected when weed control was greater than 6 WAE (327 to 404 GDD), and the weed biomass decreased with increasing weed-free duration, fitting the exponential model (Figure 2 C and D).

### Cotton Growth in Response to Weed Interference

The growth data are presented separately due to a significant interaction between years and treatment level. Cotton plant height and stem diameter changed in response to weed interference or WFPs, fitting well with the modified logistic and Gompertz models, respectively, as shown in Figure 3. These findings may offer valuable insights for future weed control recommendations (Michael et al. 1992). When weed competition persisted for 10 WAE (795 GDD) or later in 2011 and for 6 WAE (404 GDD) or later in 2012, there was a significant reduction in cotton plant height. No reduction in height occurred when the cotton was kept weed-free for at least 6 wk (327 to 404 GDD) in 2011 and 2012. Cotton stem diameter was reduced when plots were weed-free for <8 WAE (535 GDD) in 2011 and <4 WAE (255 GDD) in 2012.

**Table 1.** Weed composition and average density in unweeded controls measured at 1, 2, 4, 6, 8, 10, 12, and 14 wk after emergence at Anqing, Anhui Province, in 2011 and 2012.<sup>a</sup>

Weed species	1 WAE		2 WAE		4 WAE		6 WAE		8 WAE		10 WAE		12 WAE		14 WAE	
	2011	2012	2011	2012	2011	2012	2011	2012	2011	2012	2011	2012	2011	2012	2011	2012
	plants m <sup>-2</sup>															
Goosegrass	12	49	27	60	68	192	59	330	50	83	54	35	31	57	25	45
Crabgrass	6	8	26	5	21	9	24	74	23	13	6	11	2	2	4	6
Chinese sprangletop	0	12	0	17	0	33	0	26	8	12	1	8	7	2	5	7
Barnyardgrass	0	0	0	7	0	1	0	52	2	40	1	7	2	26	0	1
Annual bluegrass <sup>b</sup>	1	1	0	10	1	2	0	2	0	0	0	5	0	0	0	0
Green foxtail <sup>c</sup>	0	0	0	0	0	0	0	0	0	0	0	28	0	0	0	1
Copperleaf	8	44	6	35	3	22	12	76	4	26	34	34	46	43	18	26
Japanese mazus	3	16	8	3	8	13	24	10	18	3	8	12	2	7	1	0
Common purslane	0	7	2	29	6	13	17	12	28	3	3	16	1	0	0	1
Redroot pigweed	0	21	1	6	3	21	1	5	0	0	13	3	7	3	2	8
Smallflower umbrella sedge <sup>d</sup>	0	7	1	2	1	2	1	8	2	6	6	13	17	3	1	2
Branched horsetail <sup>e</sup>	0	0	0	0	0	0	0	0	0	0	8	0	2	15	3	47
Others <sup>f</sup>	0	0	1	36	5	24	9	15	10	16	3	36	2	11	1	1
Total	30	165	73	210	117	333	147	608	142	201	134	205	118	167	57	145

<sup>a</sup>Abbreviation: WAE, weeks after emergence.<sup>b</sup>*Poa annua* L.<sup>c</sup>*Setaria viridis* (L.) P. Beauv.<sup>d</sup>*Cyperus difformis* L.<sup>e</sup>*Equisetum ramosissimum* Desf.<sup>f</sup>The other weed species include bermudagrass [*Cynodon dactylon* (L.) Pers.], shepherd's purse [*Capsella bursa-pastoris* (L.) Medik.], sticky chickweed [*Cerastium glomeratum* Thuill.], Canada thistle [*Cirsium arvense* (L.) Scop.], black nightshade, cutleaf groundcherry (*Physalis angulata* L.), horseweed [*Conyza canadensis* (L.) Cronquist], and spotted spurge [*Euphorbia maculata* (L.) Small].

Weed competition for 10 WAE (795 GDD) or later in 2011 and 6 WAE (404 GDD) or later in 2012 caused significant reductions in cotton stem diameter. At the end of the growing season, cotton plants in weed-free plots were 35 and 55 cm taller and 10 and 13 mm thicker in cotton stem diameter than those in weed-infested plots in 2011 and 2012, respectively.

The experiment showed that cotton plant height and stem diameter decreased as weed infestation increased. This trend continued until the plants reached their lowest levels with season-long weed interference, consistent with the period reports (Buchanan and Burns 1971; Bukun 2004; Evans et al. 2003b). The results are in line with the findings of Keeley and Thullen (1991) that prolonged weed interference with mixed weed populations not only leads to shading effects from tall and stout weeds on cotton plants (Scott et al. 2000) but also potentially results in nutrient deficiencies in their growth (Zhang, Peng et al. 2022). This highlights the high sensitivity of cotton crops to weed interference. The experiment also observed that cotton stem diameter is slightly more sensitive to weed competition than height, contrary to the conclusion of Buchanan and McLaughlin (1975). This observation may be attributed to the critical role that plant height plays in the ability of cotton to compete for light (Westoby 1998).

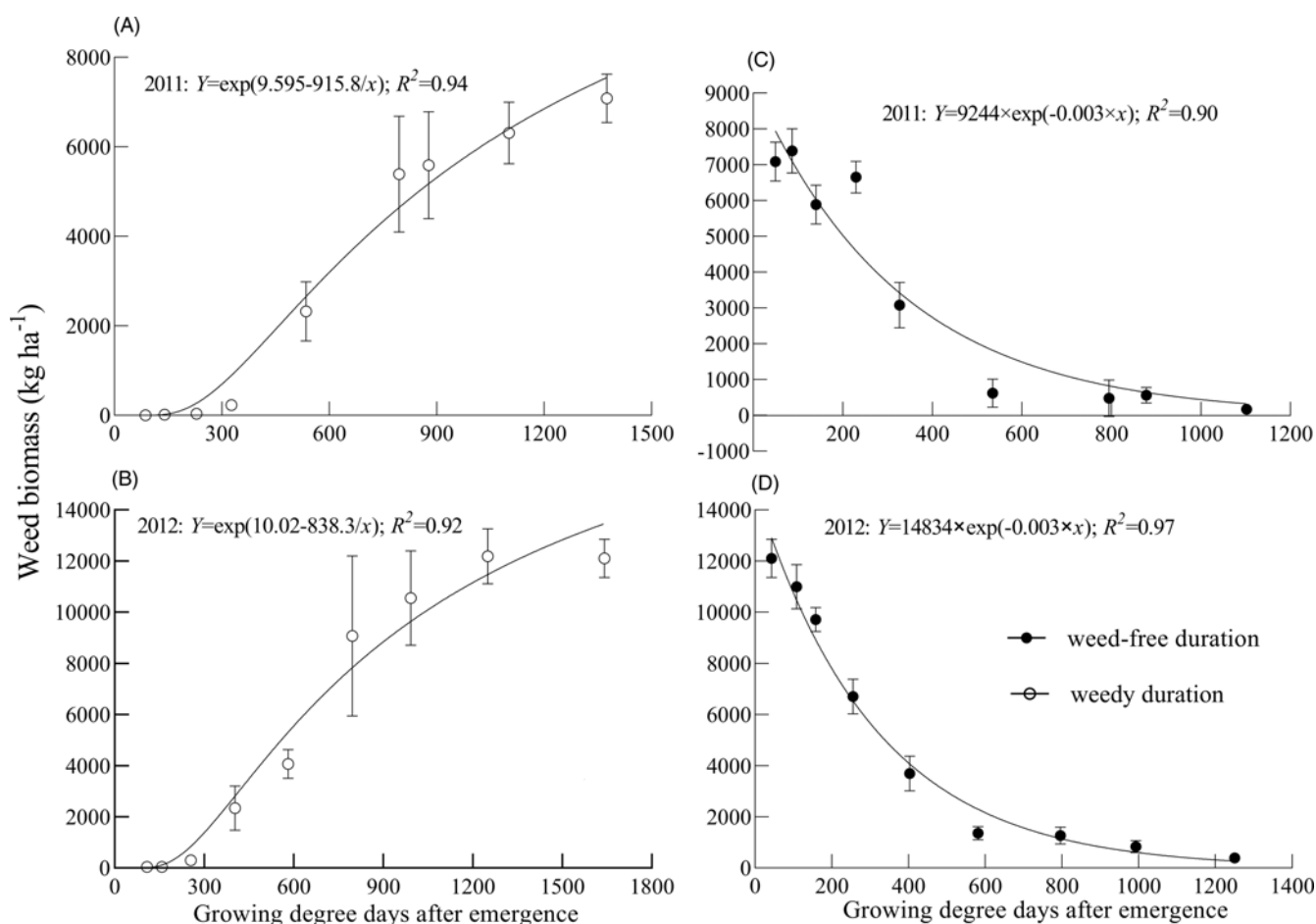
### Seed Cotton Yield Components in Response to Weed Interference

In both years, weed interference had a negative impact on seed cotton yield components (Table 2). There was no significant effect of weed interference on the number of cotton bolls and fruit branch reduction per plant for the initial 8 WAE (535 GDD) in the 2011 and 4 WAE (255 GDD) in the 2012 growing seasons, respectively. Weed infestation had no significant effect on single-boll weight reduction in the first 12 WAE (878 GDD) in 2011 and 6 WAE (404 GDD) in 2012. When weeds interfered with cotton throughout the growing season, there was a 65% and 82% reduction in cotton fruit

branch number and an 86% and 96% loss in cotton boll number in 2011 and 2012, respectively. The most significant impact of weed interference was on cotton boll number, with greater reductions observed in 2012 than in 2011.

Compared with the weed-free plots, there was a significant decrease in the number of cotton fruit branches when the cotton was kept weed-free for the first 4 wk (229 to 255 GDD) in both years. Additionally, the reduction in cotton boll number was significant in the first 6- (327 GDD) and 8-wk (581 GDD) weed-free treatments in 2011 and 2012, respectively. Furthermore, cotton single boll weight decreased significantly in the first 4 wk (229 to 255 GDD) of weed-free treatment in both years. It is also worth noting that the cotton boll number is most sensitive to the WFP, and the effect of a WFP on seed cotton yield components was more significant in 2012 than it was in 2011 (Table 3).

Increased weed competition tends to lead to a decrease in the number of bolls and fruit branches per cotton plant, as well as the individual boll weight. However, the lint percentage does not show a clear pattern of change in this study (data not presented). Among these traits, the number of bolls per plant is the most sensitive to weed competition, followed by the number of fruit branches, boll weight, and lint percentage (Evans et al. 2003a; Li et al. 2017). Some researchers have emphasized that cotton yield losses were partly due to reduced boll size from weed competition (Buchanan and Burns 1971; Byrd and Coble 1991). However, it has been demonstrated that boll number and lint percentage, as well as boll number and boll weight, jointly accounted for >70% of the genotypic and Genotype × Environment variations in lint yield. Furthermore, it was found that the number of bolls per unit area contributed the most to genotypic and Genotype × Environment variations for lint yield (Wu et al. 2004). It was confirmed that the number of bolls per plant and single boll weight were essential traits related to cotton yield under adversity (Sun et al. 2023), and continued damage from weed infestations led to a decrease in boll number and single boll weight (Zhang, Peng et al. 2022). The



**Figure 2.** Effects of duration of weed interference (DWI) (A, B) and duration of weed-free period (WFP) (C, D) on weed dry weight accumulation at Anqing, Anhui Province, in 2011 and 2012. Black and white circles indicate observed data, and bars are standard errors of these data. Parameter values for the response curves are based on a Schumacher's model  $Y = \exp(a + b/x)$  (A, B) and an exponential model  $Y = a \times \exp(b \times x)$  (C, D) and are shown in the equation, where  $Y$  is weed biomass and  $x$  is growing degree days (GDD) of weed interference (A, B) or weed-free (C, D).

reduction in the number of bolls per plant and individual boll weight with increasing spurred anoda density could be attributed to decreased fruiting positions (Molin et al. 2006). This indicates that the reduction in cotton yield caused by weed interference is attributed to a decrease in the number of fruiting branches per plant, which leads to a reduction in both the number of bolls per plant and the weight of individual bolls (Tingle et al. 2003). Overall, the effects of weed competition for nutrients, water, and light throughout the full growing season resulted in shorter, thinner cotton plants; fewer fruiting branches and bolls per plant; smaller boll size; and, consequently, lower cotton yields in this study (Postma et al. 2021).

The duration of weed competition did not significantly affect cotton fiber properties, and cotton fiber properties were not significantly affected by variation in the WFP (data not shown). Micronaire, fiber strength, fiber elasticity, and 2.5% fiber span length were within acceptable marketing limits.

#### Seed Cotton Yield Response and Critical Period of Weed Control

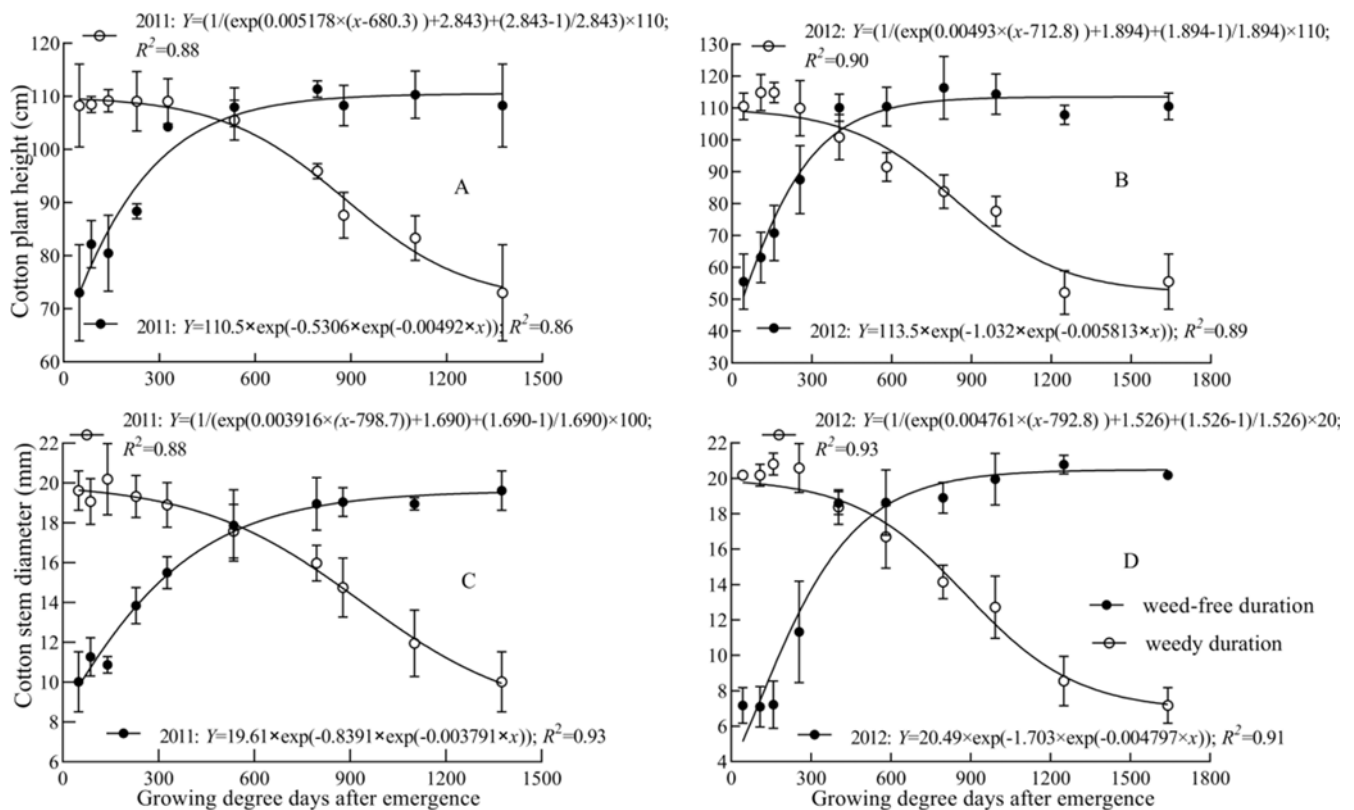
Owing to significant interactions between years and treatment levels (data not shown), the data were not pooled across years. In 2011, the seed cotton yield in weed-free plots was 3,130 kg ha<sup>-1</sup>,

which was higher than the yield of 2,900 kg ha<sup>-1</sup> in 2012. These yields were similar to those reported in previous competition studies in cotton (Barnett and Steckel 2013; Bukun 2004; Cardoso et al. 2011; Korres and Norsworthy 2015) and lower than the yields reported by Charles et al. (2019, 2020a, 2020b). Cotton was strongly infested by naturally occurring weed flora in the Yangtze River Valley, with season-long interference resulting in an 83% reduction in seed cotton yield in 2011 and a 96% reduction in 2012. These reductions were similar to those reported by Cardoso et al. (2011) and slightly less than those reported by Bukun (2004) and Papamichail et al. (2002) for naturally occurring weed flora. This level of yield loss was comparable to the 84% reduction in cotton lint yield caused by mungbean [*Vigna radiata* (L.) R. Wilczek] (Charles et al. 2020b) and Japanese millet [*Echinochloa esculenta* (A. Braun) H. Scholz] (Charles et al. 2020a) and similar to the 97% yield loss reported by Keeley and Thullen (1991) for season-long competition with barnyardgrass at specific plant densities. The decline in seed cotton yield may be attributed to the types of weeds present in the Yangtze River Valley (Table 1), such as goosegrass (grass) and copperleaf (smaller broadleaf weeds of intermediate size). The competitive ability of these weeds varies depending on their species, size, and density.

There was a reduction in seed cotton yield with an increasing duration of weed presence in the two years fitted to the logistic

**Table 2.** Effect of weed interference duration on seed cotton yields and yield components at Anqing, Anhui Province, in 2011 and 2012.<sup>a,b,c</sup>

WAE	Fruit branches		Bolls		Single boll weight		Seed cotton yield	
	2011	2012	2011	2012	2011	2012	2011	2012
	no. plant <sup>-1</sup>				g		kg ha <sup>-1</sup>	
0	14.5 a	18.8 a	35.6 a	32.4 a	5.7 ab	5.3 a	3,130 a	2,900 a
1	15.1 a	18.6 a	37.0 a	32.1 a	5.7 ab	5.2 a	3,120 a	2,850 a
2	15.5 a	19.1 a	36.9 a	32.0 a	5.7 ab	5.2 a	3,010 ab	2,730 a
4	15.0 a	18.7 a	35.8 a	31.1 a	5.8 ab	5.4 a	2,950 ab	2,650 a
6	15.1 a	16.3 b	34.0 a	25.1 b	5.8 ab	5.1 a	2,790 b	1,930 b
8	13.2 ab	15.2 b	31.6 a	17.8 c	6.2 a	4.3 b	2,360 c	1,480 c
10	11.3 bc	13.1 c	19.2 b	9.4 d	5.3 b	4.1 b	1,470 d	320 d
12	11.6 bc	10.7 d	12.7 c	4.6 e	5.1 bc	4.1 b	1,080 e	170 d
14	10.6 c	6.4 e	6.6 d	1.4 e	4.5 cd	3.4 c	700 f	70 d
20	5.1 d	3.5 f	4.9 d	1.4 e	4.3 d	4.0 b	530 f	110 d

<sup>a</sup>Values are means.<sup>b</sup>Abbreviation: WAE, weeks after emergence.<sup>c</sup>Means within a column followed by the same letter are not significantly different according to Duncan's multiple range test at the 0.05 level.**Figure 3.** Response of cotton plant height (A, B) and stem diameter (C, D) to increasing WFP and DWI at Anqing, Anhui Province, in 2011 (A, C) and 2012 (B, D). Black and white circles indicate observed data, and bars are their standard errors. White circles show the effect of the DWI on cotton height and stem diameter with curves based on the modified logistic model, and black circles show the effect of the increasing length of the WFP on cotton plant height and stem diameter with curves based on the Gompertz model. Parameters of the Gompertz and logistic models are shown in the equation, where  $Y$  is cotton height (A, B) or stem diameter (C, D) and  $x$  is GDD of weed interference or weed-free.

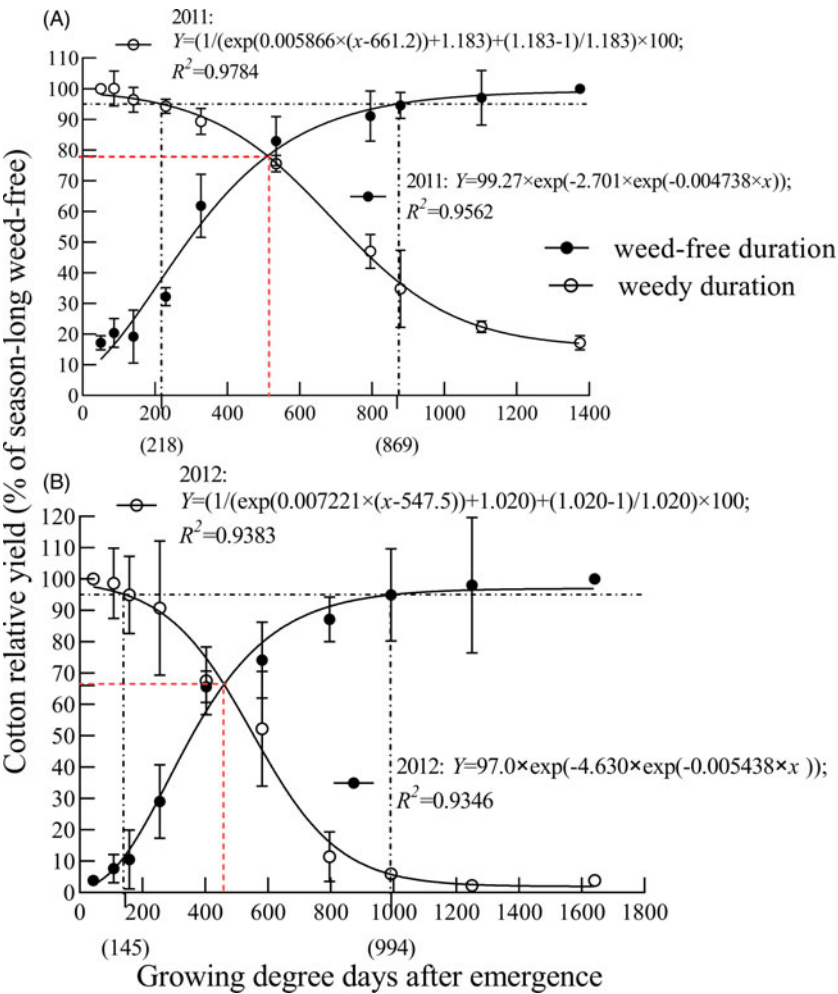
model (Figure 4). Compared with the full-season weed-free plots, seed cotton yields were significantly reduced when weeds were not removed at 6 WAE or later in 2011 (535 GDD) and 2012 (404 GDD) (Table 2). Seed cotton yield increased with weed-free duration in a Gompertz manner (Figure 4). When the weed-free duration was <8 WAE in 2011 (535 GDD) and 2012 (581 GDD), seed cotton yield decreased significantly (Table 3). The results of yield with weed interference or weed freedom are similar to those of Bukun (2004), Cardoso et al. (2011), Korres and Norsworthy (2015), and Papamichail et al. (2002), who found that cotton yield

was positively correlated with the duration of the WFP after crop emergence and negatively correlated with the weed-infested period. It is evident that weeds that emerge at the same time as cotton or earlier are more competitive and cause more significant yield losses than weeds that emerge later in the cotton growth cycle (Barnett and Steckel 2013; Zhang, Peng et al. 2022). In the lower Yangtze River Valley, cotton's peak flowering and fruiting periods occur in July and August, when soil moisture deficiency negatively affects plant morphological characteristics and yield components (Tohir et al. 2018). However, there were more suitable

**Table 3.** Effect of weed-free periods on seed cotton yields and yield components at Anqing, Anhui Province, in 2011 and 2012.<sup>a,b,c</sup>

WAE	Fruit branches		Bolls		Single boll weight		Seed cotton yield	
	2011	2012	2011	2012	2011	2012	2011	2012
	no. plant <sup>-1</sup>				g		kg ha <sup>-1</sup>	
0	5.1 c	3.5 c	4.9 c	1.4 e	4.3 b	4.0 b	530 e	110 e
1	5.8 c	3.5 c	4.4 c	1.9 e	4.2 b	3.3 c	640 e	230 e
2	5.4 c	5.5 c	5.4 c	3.1 e	4.5 b	4.0 b	590 e	280 e
4	8.0 b	11.7 b	8.2 c	11.8 d	4.6 b	4.0 b	1,010 d	820 d
6	13.0 a	16.9 a	27.3 b	21.3 c	5.7 a	4.9 a	1,930 c	1,890 c
8	14.7 a	18.1 a	32.0 ab	26.8 b	5.8 a	4.9 a	2,580 b	2,140 bc
10	14.3 a	18.1 a	37.7 a	30.6 ab	5.5 a	5.3 a	2,840 ab	2,510 ab
12	14.5 a	17.9 a	38.1 a	33.0 a	5.7 a	5.2 a	2,950 a	2,720 a
14	14.4 a	18.6 a	39.1 a	34.8 a	5.6 a	5.0 a	3,030 a	2,810 a
20	14.5 a	18.8 a	35.6 a	32.4 a	5.7 a	5.3 a	3,130 a	2,900 a

<sup>a</sup>Values are means.  
<sup>b</sup>Abbreviation: WAE, weeks after emergence.  
<sup>c</sup>Means within a column followed by the same letter are not significantly different according to Duncan's multiple range test at the 0.05 level.



**Figure 4.** The relationship between cotton relative yield (% of season-long weed-free) and the duration of both weedy (white circles) and weed-free (black circles) intervals at Anqing, Anhui Province, in 2011 (A) and 2012 (B). The dots represent observed data and parameter values for response curves based on modified logistic and Gompertz models, respectively. The horizontal dashed lines indicate the 5% acceptable yield loss level used to determine the critical period for weed control (CPWC), while vertical dashed lines indicate the beginning and end of the CPWC with bracketed values. The parameters of the Gompertz (critical time for weed removal) and logistic (critical weed-free period) models are shown in the equation, where  $Y$  is cotton relative yield (% of season-long weed-free) and  $x$  is GDD of weed interference or weed-free. The point of minimum yield loss is indicated by the red lines.



temperatures and more rainfall in July and August 2011 (Figure 1), which was favorable for seed cotton yield development compared to 2012 (Bukun 2004; Rajcan and Swanton 2001). Thus the seed cotton yield in 2011 was higher than it was in 2012.

The point where the weed removal and weed interference curves intersect represents the minimum yield loss point for a single weed control measure. This point can be used to measure the relative competitiveness of weeds and crops (Webster et al. 2009). In 2011, the point of minimum yield loss was 22% yield loss at 142 to 147 plants  $m^{-2}$ , corresponding to 511 GDD and 2,440 kg weed biomass  $ha^{-1}$ . In 2012, the minimum yield loss was 34% at a weed density of 608 plants  $m^{-2}$  (Table 1; Figure 4), corresponding to 460 GDD and 3,640 kg weed biomass  $ha^{-1}$  (Figures 2 and 4). These results are similar to those reported by Webster et al. (2009) for Benghal dayflower (*Commelina benghalensis* L.) competing with cotton, where for cotton planted in June 2004, the point of minimum yield loss of 19% occurred at 174 g weed biomass  $m^{-2}$  and 373 GDD. Charles et al. (2019) also reported results for one common sunflower (*Helianthus annuus* L.) plant  $m^{-2}$  competing with cotton, showing a 20% yield reduction at 378 GDD and 139 g weed biomass  $m^{-2}$ . Additionally, Charles et al. (2019, 2020a) found that the point of minimum yield loss increased with increasing weed density for the mimic weeds common sunflower and Japanese millet in high-yielding cotton, which is consistent with the trend of yield reduction in cotton from 2011 to 2012 (Figure 4).

Using a 5% yield loss threshold, the critical weed removal time occurred at 218 GDD, ~23 DAE in 2011, and at 145 GDD, ~14 DAE in 2012 (Figure 4). This result differs from the results of previous studies that reported a 1- to 2-wk delay (Bukun 2004; Papamichail et al. 2002), 4 wk of weed interference (Buchanan and Burns 1970; Ma et al. 2012), or 31 d of weed interference (Cardoso et al. 2011). However, it aligns with the results of Tingle et al. (2003) for smelldmelon [*Cucumis melo* L. var. *dudaim* (L.) Naud.] at a density of 10 plants  $m^{-1}$  and of Webster et al. (2009) for natural populations of Benghal dayflower in June-planted cotton. Similar results were also reported by Korres and Norsworthy (2015) for naturally occurring weed flora in the absence of rye (*Secale cereale* L.) in 2009, where a rye cover crop could delay weed emergence and reduce both weed populations and weed biomass. On the other hand, the CWFP ended at 869 GDD, corresponding to 82 DAE in 2011 and 994 GDD (85 DAE) in 2012 for a 5% yield reduction threshold. These findings are consistent with previous research by Bukun (2004) and Charles et al. (2020a) for 10 Japanese millet plants  $m^{-2}$  in high-yielding cotton. However, they are longer than the findings of Buchanan and Burns (1970), Cardoso et al. (2011), and Papamichail et al. (2002).

It's worth noting that using GDD as a temporal measurement can diminish the impact of seasonal temperature differences in the field experiment (Tursun et al. 2016; Webster et al. 2009). The onset of CPWC seems to be more affected by variations in weed density and environmental conditions than the end of CPWC (Michael et al. 1992), and late weed emergence and reduced weed populations have been documented to affect the CPWC and its components (Korres and Norsworthy 2015). Changes in precipitation affect soil water content and nutrient availability, influencing photosynthesis and plant growth (Zhang, Zhai et al. 2022). It has been observed that soil moisture levels have a more significant effect on weed infestation curves than on weed-free curves (Tingle et al. 2003; Weaver et al. 1992). In the experiment, higher rainfall in May 2012 than in 2011 and increased weed density in early 2012 significantly affected cotton seedling growth

(Figure 1; Table 1), leading to an earlier CPWC in 2012 than occurred in 2011.

## Practical Implications

In the lower Yangtze River Valley, it is crucial to maintain a high level of weed control between 14 and 85 DAE to prevent crop losses from exceeding a 5% yield loss threshold. Even at lower weed densities, it is important to control weeds before they go to seed. This is crucial to protecting lint quality, avoid harvest problems, and delay herbicide resistance by massively reducing the number of seeds in the weed seedbank over time (Charles et al. 2020b; Korres and Norsworthy 2015). To achieve high levels of weed control and reduce the weed seedbank, a more integrated approach to weed control is necessary. This includes using residual herbicides such as diuron, isoxaflutole, flumioxazin, oxyfluorfen, prometryn, and trifluralin, as well as POST applications of fluoroglycofen-ethyl, sethoxydim, fluzafop-p-butyl, acifluorfen, glyphosate, and glufosinate. Additionally, cotton growers should use spot spraying, cultivate between rows, and manually remove weeds that have escaped before setting the seed. It is essential to factor the costs of these different control methods into the critical-period model, as they will affect the weed control threshold.

**Acknowledgments.** We are grateful for the contributions of the many assistants involved in this project.

**Competing interests.** The authors declare no conflicts of interest.

## References

- Ahmadvand G, Mondani F, Golzardi F (2009) Effect of crop plant density on critical period of weed competition in potato. *Sci Hortic Amsterdam* 121:249–254
- Arslan M, Uremis I, Uludag A (2006) The critical period of weed control in double-cropped soybean. *Phytoparasitica* 34:159–166
- Barnett KA, Steckel LE (2013) Giant ragweed (*Ambrosia trifida*) competition in cotton. *Weed Sci* 61:543–548
- Bridges DC, Chandler JM (1987) Influence of johnsongrass (*Sorghum halepense*) density and period of competition on cotton yield. *Weed Sci* 35:63–67
- Bryson CT (1990) Interference and critical time of removal of hemp sesbania (*Sesbania exaltata*) in cotton (*Gossypium hirsutum*). *Weed Technol* 4: 833–837
- Buchanan GA, Burns ER (1970) Influence of weed competition on cotton. *Weed Sci* 18:149–154
- Buchanan GA, Burns ER (1971) Weed competition in cotton. II. Cocklebur and redroot pigweed. *Weed Sci* 19:580–582
- Buchanan GA, Crowley RH, McLaughlin RD (1977) Competition of prickly sida with cotton. *Weed Sci* 25:106–110
- Buchanan GA, Crowley RH, Street JE, McGuire JA (1980a) Competition of sicklepod (*Cassia obtusifolia*) and redroot pigweed (*Amaranthus retroflexus*) with cotton (*Gossypium hirsutum*). *Weed Sci* 28:258–262
- Buchanan GA, McLaughlin RD (1975) Influence of nitrogen on weed competition in cotton. *Weed Sci* 23:324–328
- Buchanan GA, Street JE, Crowley RH (1980b) Influence of time of planting and distance from the cotton (*Gossypium hirsutum*) row of pitted morningglory (*Ipomoea lacunosa*), prickly sida (*Sida spinosa*), and redroot pigweed (*Amaranthus retroflexus*) on competitiveness with cotton. *Weed Sci* 28: 568–572
- Bukun B (2004) Critical periods for weed control in cotton in Turkey. *Weed Res* 44:404–412
- Byrd JR, Coble HD (1991) Interference of common cocklebur (*Xanthium strumarium*) and cotton (*Gossypium hirsutum*). *Weed Technol* 5:270–278

- Cardoso GD, Alves PLCA, Severino LS, Vale LS (2011) Critical periods of weed control in naturally green colored cotton BRS Verde. *Ind Crops Prod* 34:1198–1202
- Chandler JM (1977) Competition of spurred anoda, velvetleaf, pricey sida, and Venice mallow in cotton. *Weed Sci* 25:151–158
- Charles GW, Sindel BM, Cowie AL, Knox OGG (2019) Determining the critical period for weed control in high-yielding cotton using common sunflower as a mimic weed. *Weed Technol* 33:800–807
- Charles GW, Sindel BM, Cowie AL, Knox OGG (2020a) Determining the critical period for grass control in high yielding cotton using Japanese millet as a mimic weed. *Weed Technol* 34:292–300
- Charles GW, Sindel BM, Cowie AL, Knox OGG (2020b) Determining the critical period for broadleaf weed control in high-yielding cotton using mungbean as a mimic weed. *Weed Technol* 34:689–698
- Evans SP, Knezevic SZ, Lindquist JL, Shapiro CA (2003b) Influence of nitrogen and duration of weed interference on corn growth and development. *Weed Sci* 51:546–556
- Evans SP, Knezevi SZ, Lindquist JL, Shapiro CA, Blankenship EE (2003a) Nitrogen application influences the critical period for weed control in corn. *Weed Sci* 51:408–417
- Hall MR, Swanton CJ, Anderson GW (1992) The critical period of weed control in grain corn (*Zea mays*). *Weed Sci* 40:441–447
- Heap IM (2024) International Survey of Herbicide-Resistant Weeds. <http://www.weedscience.org/>. Accessed: September 12, 2024
- Iqbal A, Manalilbcd S, Chauhan BS, Adkins SW (2020) Effect of narrow row-spacing and weed crop competition duration on cotton productivity. *Arch Agron Soil Sci* 68:355–367
- Karimmojeni H, Barjasteh A, Mousavi RS, Bazrafshan AH (2014) Determination of the critical period of weed control in potato (*Solanum tuberosum* L.). *N Z J Crop Hort* 42:151–160
- Keeley PE, Thullen RJ (1975) Influence of yellow nutsedge competition on furrow-irrigated cotton. *Weed Sci* 23:171–175
- Keeley PE, Thullen RJ (1983) Influence of yellow nutsedge (*Cyperus esculentus*)-free periods on yield of cotton (*Gossypium hirsutum*). *Weed Sci* 31:803–807
- Keeley PE, Thullen RJ (1991) Growth and interaction of barnyardgrass (*Echinochloa crus-galli*) with cotton (*Gossypium hirsutum*). *Weed Sci* 39:369–375
- Knezevic SZ, Evans SP, Blankenship EE, Van Acker RC, Lindquist JL (2002) Critical period for weed control: the concept and data analysis. *Weed Sci* 50:773–786
- Knezevic SZ, Evans SP, Mainz M (2003) Row spacing influences the critical timing for weed removal in soybean (*Glycine max*). *Weed Technol* 17:666–673
- Korres NE, Norsworthy JK (2015) Influence of a rye cover crop on the critical period for weed control in cotton. *Weed Sci* 63:346–352
- Li SY, Zhu JB, Lu XY, Ye SH, Ma Y, Ma XY, Cheng FR (2017) The influence of redroot pigweed (*Amaranthus retroflexus*) density on cotton (*Gossypium hirsutum*). *Sci Agric Sin* 50:286–298
- Little NG, DiTommaso A, Westbrook AS, Ketterings QM, Mohler CL (2021) Effects of fertility amendments on weed growth and weed-crop competition: a review. *Weed Sci* 69:132–146
- Liu XY, Xiang SH, Zong T, Ma GL, Wu LM, Liu KL, Zhou XG, Bai LY (2019) Herbicide resistance in China: a quantitative review. *Weed Sci* 67:605–612
- Ma XY, Ma Y, Peng J, Xi JP, Ma YJ, Li XF (2011) Current situation and developing tendency of the weed researches in cotton field of China. *Cotton Sci* 22:372–380
- Ma XY, Ma Y, Xi JP, Jiang WL, Ma YJ, Li XF (2012) Mixed weeds and competition with directly seeded cotton, north Henan Province, China. *Cotton Sci* 24:91–96
- Manalil S, Coast O, Werth J, Chauhan BS (2017) Weed management in cotton (*Gossypium hirsutum* L.) through weed-crop competition: a review. *Crop Protect* 95:53–59
- Michael RH, Clarence JS, Glenn WA (1992) The critical period of weed control in grain corn (*Zea mays*). *Weed Sci* 40:441–447
- Molin WT, Boykin D, Hugie JA, Ratnayaka HH, Sterling TM (2006) Spurred anoda (*Anoda cristata*) interference in wide row and ultra narrow row cotton. *Weed Sci* 54:651–657
- Molin WT, Hugie JA, Hirase K (2004) Prickly sida (*Sida spinosa* L.) and spurge (*Euphorbia hyssopifolia* L.) response to wide row and ultra-narrow row cotton (*Gossypium hirsutum* L.) management systems. *Weed Biol Manag* 4:222–229
- Monteiro A, Henriques I, Moreira I (2011) Critical period for weed control in potatoes in the Huambo Province (Angola). *Planta Daninha* 29:351–362
- Papamichail D, Eleftherohorinos I, Frouct-Williams R, Gravanis E (2002) Critical periods of weed competition in cotton in Greece. *Phytoparasitica* 30:105–111
- Postma JA, Hecht VL, Hikosaka K, Nord EA, Pons TL, Poorter H (2021) Dividing the pie: a quantitative review on plant density responses. *Plant Cell Environ* 44:1072–1094
- Rajcan I, Swanton CJ (2001) Understanding maize-weed competition: resource competition, light quality, and the whole plant. *Field Crop Res* 71:139–150
- Robinson EL (1976) Yield and height of cotton as affected by weed density and nitrogen level. *Weed Sci* 24:40–42
- Rogers NK, Buchanan GA, Johnson WC (1976) Influence of row spacing on weed competition by cotton. *Weed Sci* 24:410–413
- Schumacher FX (1939) A new growth curve and its application to timber-yield studies. *J Forest* 37:819–820
- Scott GH, Askew SD, Wilcut JW, Brownie C (2000) *Datura stramonium* interference and seed rain in *Gossypium hirsutum*. *Weed Sci* 48:613–617
- Snipes CE, Street JE, Walker RH (1987) Interference periods of common cocklebur (*Xanthium strumarium*) with cotton (*Gossypium hirsutum*). *Weed Sci* 35:529–532
- Stagnari F, Pisante M (2011) The critical period for weed competition in French bean (*Phaseolus vulgaris* L.) in Mediterranean areas. *Crop Protect* 30:179–184
- Sun FL, Ma J, Shi WJ, Yang YL (2023) Genome-wide association analysis revealed genetic variation and candidate genes associated with the yield traits of upland cotton under drought conditions. *Front Plant Sci* 14:1135302
- Swanton CJ, Mahoney KJ, Chandler K, Gulden RH (2008) Integrated weed management: knowledge-based weed management systems. *Weed Sci* 56:168–172
- Swanton CJ, Weise SF (1991) Integrated weed management: the rationale and approach. *Weed Technol* 5:657–663
- Tachie-Menson JW, Buah JN, Adu MO, Afutu E (2021) Morphological diversity in purple nutsedge from four agro-ecological zones in Ghana. *Heliyon* 7:e07661
- Tingle CH, Steele GL, Chandler JM (2003) Competition and control of smelldelon (*Cucumis melo* var. *dudaim* Naud.) in cotton. *Weed Sci* 51:586–591
- Tohir AB, Rustam MU, Yang HL, Shukhrat AH, Sardorbek M, Jaloliddin S, Saidgani N, Zhang DY, Alisher AA (2018) Effect of water deficiency on relationships between metabolism, physiology, biomass, and yield of upland cotton (*Gossypium hirsutum* L.). *J Arid Land* 10:441–456
- Tursun N, Datta A, Budak S, Kantarci Z, Knezevic SZ (2016) Row spacing impacts the critical period for weed control in cotton (*Gossypium hirsutum*). *Phytoparasitica* 44:139–149
- Tursun N, Datta A, Tuncel E, Kantaci Z, Knezevic SZ (2015) Nitrogen application influenced the critical period for weed control in cotton. *Crop Protect* 74:85–91
- Uremis I, Uludag A, Ulger AC, Cakir B (2009) Determination of critical period for weed control in the second crop corn under Mediterranean conditions. *Afr J Biotechnol* 8:4475–4480
- Van Acker RC, Swanton CJ, Weise S (1993) The critical period of weed control in soybean (*Glycine max* [L.] Merr.). *Weed Sci* 41:194–200
- Viator RP, Nuti RC, Edmisten KL, Wells R (2005) Predicting cotton boll maturation period using degree days and other climatic factors. *Agron J* 97:494–499
- Vulchi R, Bagavathiannan M, Nolte SA (2022) History of herbicide-resistant traits in cotton in the U.S. and the importance of integrated weed management for technology stewardship. *Plants (Basel)* 11:1189
- Wang MJ, Tu LL, Yuan DJ, Zhu D, Shen C, Li JY, Liu FY, Pei LL, Wang PC, Zhao G, Ye ZX, Huang H, Yan FL, Ma Y, Zhang L, Liu M, You J, Yang YC, Liu ZP, Huang F, Li B, Qiu P, Zhang QH, Zhu LF, Jin SX, Yang XY, Min L, Li GL, Chen L-L, Zheng HK, Lindsey K, Lin ZX, Udall JA, Zhang XL (2019) Reference genome sequences of two cultivated allotetraploid cottons, *Gossypium hirsutum* and *Gossypium barbadense*. *Nat Genet* 51:224–229

- Wang XL, Ma XY, Jiang WL, Ren XL, Ma YJ, Ma Y (2015) Review on competition between weeds and cotton. *Cotton Sci* 27:474–480
- Weaver SE, Kropp MJ, Groeneveld RMW (1992) Use of eco-physiological models for crop–weed interference: the critical period of weed interference. *Weed Sci* 40:302–307
- Webster TM, Grey TL, Flanders JT, Culpepper AS (2009) Cotton planting date affects the critical period of Benghal dayflower (*Commelina benghalensis*) control. *Weed Sci* 57:81–86
- Wei YF, Zhang QC, Zha H, Wang XL, Wang JG (2022) Determination of resistance level and multi-resistance to pendimethalin of weed *Solanum nigrum* L. in Xinjiang cotton fields. *Chin J Pestic Sci* 24:1425–1433
- Westoby M (1998) A leaf-height-seed (LHS) plant ecology strategy scheme. *Plant Soil* 199:213–227
- Wu JX, Jenkins JN, Mccarty JC Jr, Zhu J (2004) Genetic association of yield with its component traits in a recombinant inbred line population of cotton. *Euphytica* 140:171–179
- Yu SX, Zhang L, Feng WJ (2015) Easy and enjoyable cotton cultivation: developments in China's cotton production. *Cotton Sci* 27:283–290
- Zhang QC, Peng J, Wang JG (2022) Protective enzyme activity regulation in cotton (*Gossypium hirsutum* L.) in response to *Scirpus planiculmis* stress. *Front Plant Sci* 13:1068419
- Zhang XL, Zhai PH, Huang JH (2022) Leaf carbon exchange of two dominant plant species impacted by water and nitrogen application in a semi-arid temperate steppe. *Front Plant Sci* 13:736009
- Zhang ZP (2003) Development of chemical weed control and integrated weed management in China. *Weed Biol Manag* 3:197–203