

Original Article

Cite this article: Jurado-Ruzafa A, Hernández E, Duque-Nogal V, Pascual-Alayón PJ, Carrasco MN, Sancho A, Santamaría MTG (2020). Life history parameters of the round sardinella *Sardinella aurita* in the Central East Atlantic off north-west Africa. *Journal of the Marine Biological Association of the United Kingdom* **100**, 997–1009. <https://doi.org/10.1017/S002531542000079X>

Received: 5 February 2020

Revised: 23 July 2020

Accepted: 28 July 2020

First published online: 10 September 2020

Key words:


Atlantic Ocean; growth; length-weight relationships (LWRs); natural mortality; reproduction; *Sardinella aurita*; small pelagic fish

Author for correspondence:

Alba Jurado-Ruzafa,

E-mail: alba.jurado@ieo.es

Life history parameters of the round sardinella *Sardinella aurita* in the Central East Atlantic off north-west Africa

Alba Jurado-Ruzafa , Eva Hernández, Verónica Duque-Nogal, Pedro J. Pascual-Alayón, M. Nazaret Carrasco, Alejandro Sancho and M. Teresa G. Santamaría

Centro Oceanográfico de Canarias, Instituto Español de Oceanografía, Dársena Pesquera, Santa Cruz de Tenerife 38180, Spain

Abstract

Sardinella aurita has become an important source of fish protein-intake in NW African countries, where one stock is considered from Morocco to south Senegal, performing seasonal reproductive migrations along the coast. Although data are limited for the fisheries involved and for life-history knowledge of the species in the area, a precautionary approach is recommended to avoid overexploitation. Commercial landings of round sardinella produced by the European freezer-pelagic trawlers operating in Mauritanian waters were analysed between May 2004 and February 2012. The length-weight relationships (LWRs) ($N = 40,725$) did not show significant differences between sexes. Ripening round sardinellas were present throughout the year, but spawning effort rose between June and December. The length at first maturity for males and females was estimated at 27.7 cm TL (2.1 years) and 28.1 cm TL (2.2 years), respectively. Ages were interpreted from otoliths, varying from 0 to 8 years. Von Bertalanffy growth parameters resulted in non-statistically significant differences between sexes ($P = 0.28$). Natural mortality was estimated at $\sim 0.63 \text{ year}^{-1}$. The results provide important biological information for fisheries assessment of a species that plays an important key role in the current climate change scenario and for the economies of the riparian countries.

Introduction

The round sardinella *Sardinella aurita* Valenciennes, 1847 is a very common small pelagic fish widely distributed in the Atlantic Ocean. On the east side, it is found from the Strait of Gibraltar to South Africa, and eastward to the Mediterranean Sea and Black Sea (Froese & Pauly, 2017). During recent decades, this species has become an important fishery resource in north-west Africa, constituting the main small pelagic fish caught in most of the riparian countries of the region (Morocco, Mauritania, Senegal, Gambia and Guinea-Bissau) (Mbaye *et al.*, 2015; Ba *et al.*, 2017; Corten *et al.*, 2017). In this area, no conclusive information is available on the population structure of *S. aurita* and it is assumed that there is a single population which migrates among the different Exclusive Economic Zones (EEZs) shared by these countries (García, 1982; Bacha *et al.*, 2016; Corten *et al.*, 2017; Ba *et al.*, 2019).

In NW African waters, round sardinella is targeted by industrial and artisanal fleets (FAO, 2018), the former through international access agreements and private arrangements. Since 1996, freezer-pelagic trawlers from the European Union (EU) have exploited small pelagic fish in this region, mainly in the Mauritanian EEZ (ter Hofstede & Dickey-Collas, 2006; Zeeberg *et al.*, 2006). This European fleet targets *S. aurita* jointly with *Sardina pilchardus* (Walbaum, 1792), *Sardinella maderensis* (Lowe, 1838), *Trachurus* spp. and *Scomber colias* Gmelin, 1789. In addition, round sardinella demand has increased with the establishment of fishmeal industries, but also with the opening of new export markets in the sub-region, which inevitably contributes to the increase in fishing effort in the area (Corten *et al.*, 2017; Diankha *et al.*, 2018).

The overall assessment of the small pelagic fish in the Central-East Atlantic is coordinated by the Food and Agriculture Organization of the United Nations (FAO). Since 2001, a permanent working group on the assessment of small pelagic fish off north-west Africa yearly reports updated information for the north sub-region to the Committee for the Eastern Central Atlantic Fisheries (CECAF), including Atlantic Morocco, the Canary Islands (Spain), Mauritania, Senegal and Gambia (Figure 1). This Regional Fishery Body reports that available data do not allow conclusive results to be determined through a variety of assessment models. In this sense, based on the decreasing trend of the catch per unit effort (CPUE) and the scarce biological and ecological information for the fish species in the area, the status of fish species within NW African waters has been considered to be overexploited as a precautionary approach, and a general reduction of the fishing effort has been recommended for the whole sub-region (FAO, 2019).

Regarding the round sardinella caught in Mauritanian waters, landings (including industrial and artisanal catches) varied between 126,000 and 342,000 tonnes (for the period

© The Author(s), 2020. Published by Cambridge University Press on behalf of Marine Biological Association of the United Kingdom. This is an Open Access article, distributed under the terms of the Creative Commons Attribution licence (<https://creativecommons.org/licenses/by/4.0/>), which permits unrestricted re-use, distribution, and reproduction in any medium, provided the original work is properly cited.





Fig. 1. CECAF Competence area (dashed). The northern sub-region includes the indicated countries (modified from FAO 2016).

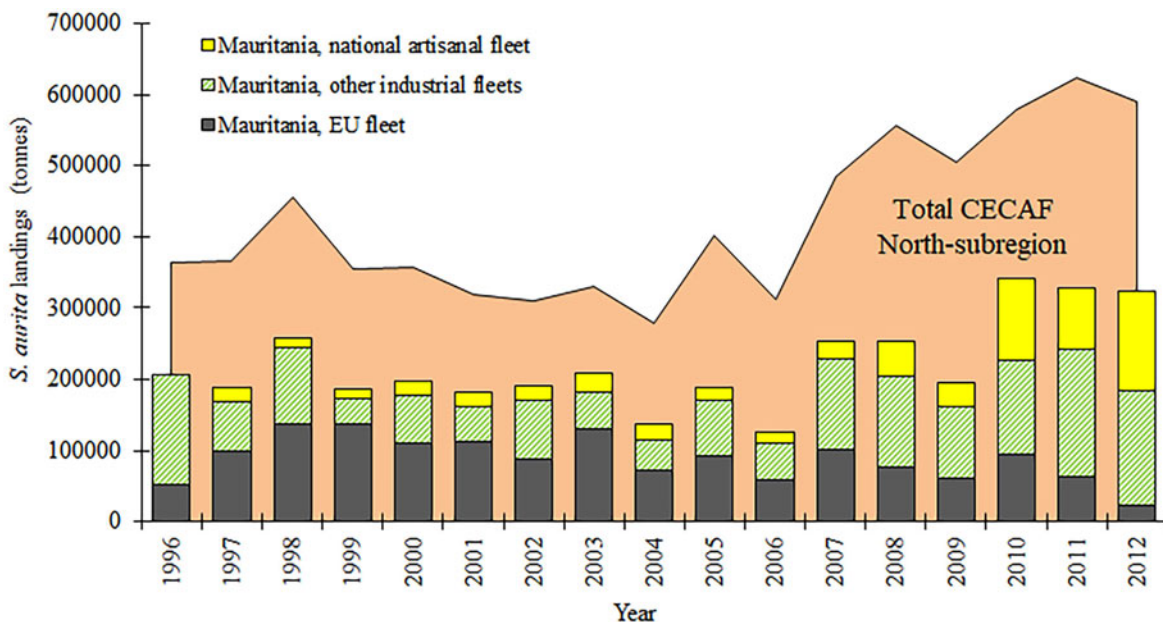


Fig. 2. Total landings of *S. aurita* in the north CECAF sub-region (1990–2012), and correspondence to the fleets operating in waters of Mauritania (FAO, 2018).

1996–2012), constituting around 52% of the overall landings of *S. aurita* reported for the northern CECAF sub-region at this time. Among the industrial and national artisanal fleets operating in Mauritania, the EU fleet produced an annual mean value of almost 90,000 tons, that represents more than 40% of the round sardinella landed in the country during the same period (Figure 2) (FAO, 2018).

The EU freezer-pelagic trawler fleet operating in Mauritanian waters were landing at the Spanish port of Las Palmas de Gran Canaria (the Canary Islands) from 2004–2012, when the requirements of the fishery agreement changed and the fleet started landing exclusively in Nouadhibou (Mauritania). During this period, the Canary Centre of Oceanography (IEO-Spanish Institute of Oceanography) was responsible for monitoring this fishery and

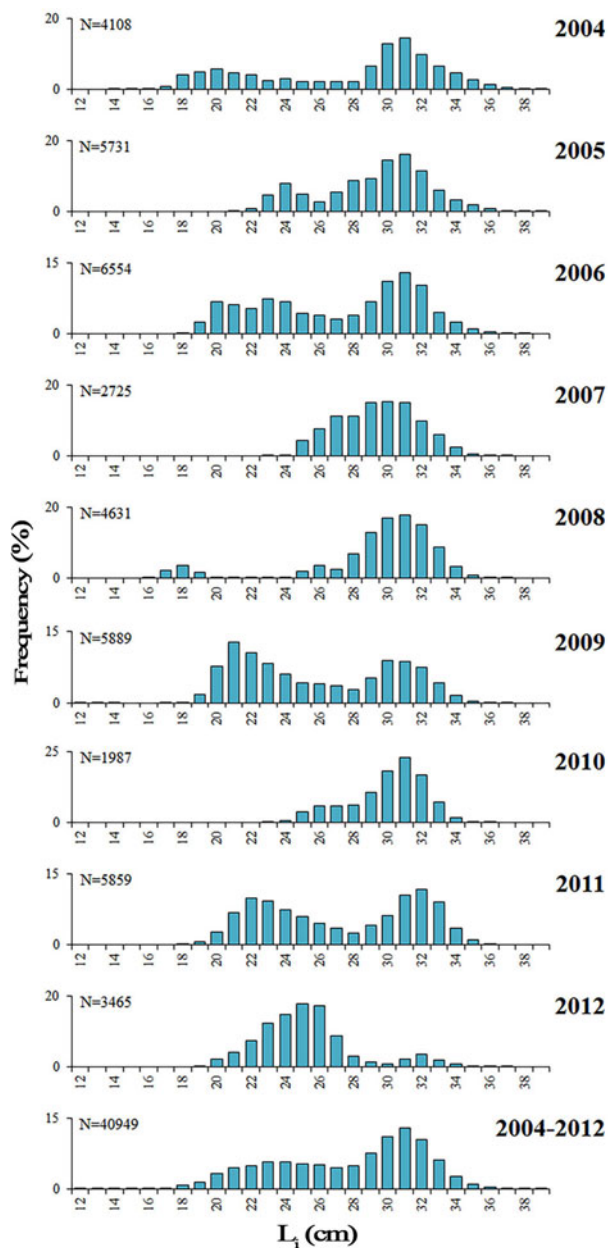


Fig. 3. Overall and annual length frequencies distributions (LFD, %) for the *S. aurita* commercial landings from Mauritania. N, number of individuals; L_i , length class.

obtaining biological information of the exploited species, under the regulations established by the *Data Collection Framework* (Official Journal of the European Communities, Council Regulation (EC) No 1543/2000 and Commission Decision 2008/949/EC), the EU framework for the collection, management and use of fishery data.

As indicated, regular international assessments have highlighted the risks of overfishing in this area (FAO, 2018). However, essential biological studies on *S. aurita* are required to fill the current gaps in knowledge about its life-history in the sub-region in order to implement proper and specific management measures. One key element to manage a fish stock is knowledge of the characteristics of the reproductive cycle, which has been unevenly addressed for *S. aurita* in the area, including CE Atlantic (Pham-Thouc, 1973; Garcia, 1982; Chesheva, 2006), Morocco (Ettahiri *et al.*, 2003; Baali *et al.*, 2015, 2017; Amenzoui & Baali, 2018), Mauritania (Boëly *et al.*, 1982a; ter Hofstede *et al.*, 2007), Mauritania-Senegal (Mbaye *et al.*, 2015)

and Senegal (Boëly, 1982; Ba *et al.*, 2016; Ndiaye *et al.*, 2018). Regarding the growth characterization of round sardinella in the area, different methods have been used. Length frequency analyses have been performed for the species inhabiting NW African waters (Boëly *et al.*, 1982b; Maxim & Maxim, 1987–88; Amenzoui & Baali, 2018; Baldé *et al.*, 2019a, 2019b) and waters of the Gulf of Guinea (Amponsah *et al.*, 2017). In contrast, scales were the main calcified structure used in the first growth studies in the sub-region (Pham-Thouc, 1973; Krzeptowski, 1981; Boëly *et al.*, 1982b; Chesheva, 1998, 2001) and otoliths have been used in a study in south Morocco (Baali *et al.*, 2015).

The key role of round sardinella in the Canary Current Marine Ecosystem (Cury *et al.*, 2000) and the importance of the species as a source of protein intake in the NW African waters (Corten *et al.*, 2012, 2017) underlines the need to expand our knowledge of this species (Mbaye *et al.*, 2015). In this context, the aim of the present study is to describe the main life-history traits of the species caught off Mauritania, based on high resolution sampling of commercial catches, to contribute to the required information for a scientific-based assessment of the stock status and to enable the formulation of scientific-based proposals to ensure the conservation of the resource and the sustainability of the fisheries involved.

Materials and methods

Data collection

Samples of *Sardinella aurita* were collected from commercial landings by the European freezer-pelagic trawlers operating in Mauritanian waters, between May 2004 and March 2012, trying to cover all the months of the period (Table S1). Except for winter seasons of 2006 and 2007 (when the fleet landed in other European countries) and autumn 2009, all the quarters were represented in the total sample. Official landing declarations were used to get boxes of all the fish categories in proportional amounts in relation to the total landings. After defrosting, a total of 40,725 specimens were measured for their total length (TL, 0.1 cm) and weighed (TW, 0.1 g). Inter-annual differences in landings considering length frequency distributions (LFDs) were tested by the two-sample Kolmogorov–Smirnov test, using the ‘Fishmethods’ R-package (Nelson, 2019; R Core Team, 2020).

From 2005, additional biological information was registered from 9489 of these fish, analysing the first 100 individuals randomly by month and completing quotas of 10 individuals by length class (L_i , rounding to the lowest cm) and sex, when possible. These samples consisted of sex determination, macroscopic maturity stage assignment (based on the maturity scale for partial spawners by Holden & Raitt (1975): I, virginal; II, immature or recovering; III, maturing; IV, spawning; V, post-spawning), and gonad weight (GW, 0.1 g). In addition, 2856 sagitta otoliths were extracted, recording biological data and completing quotas to 10 individuals by sex and length class. Due to the loss of the scales during the packaging handling and defrosting, scales were not considered for the study.

Finally, the following oceanographic parameters sea surface temperature –SST– and its anomaly –SSTA– (IGOSS-IRI database; Reynolds *et al.* 2002) were explored for the study period (Table S2).

Length-weight relationships (LWR) and Condition factor (Kn)

LWR parameters were estimated for males, females and the total of the analysed individuals. Length and weight data were fitted to the power function $TW = a \times TL^b$ (where a is the condition factor and b is the allometry coefficient), by linear regression using the

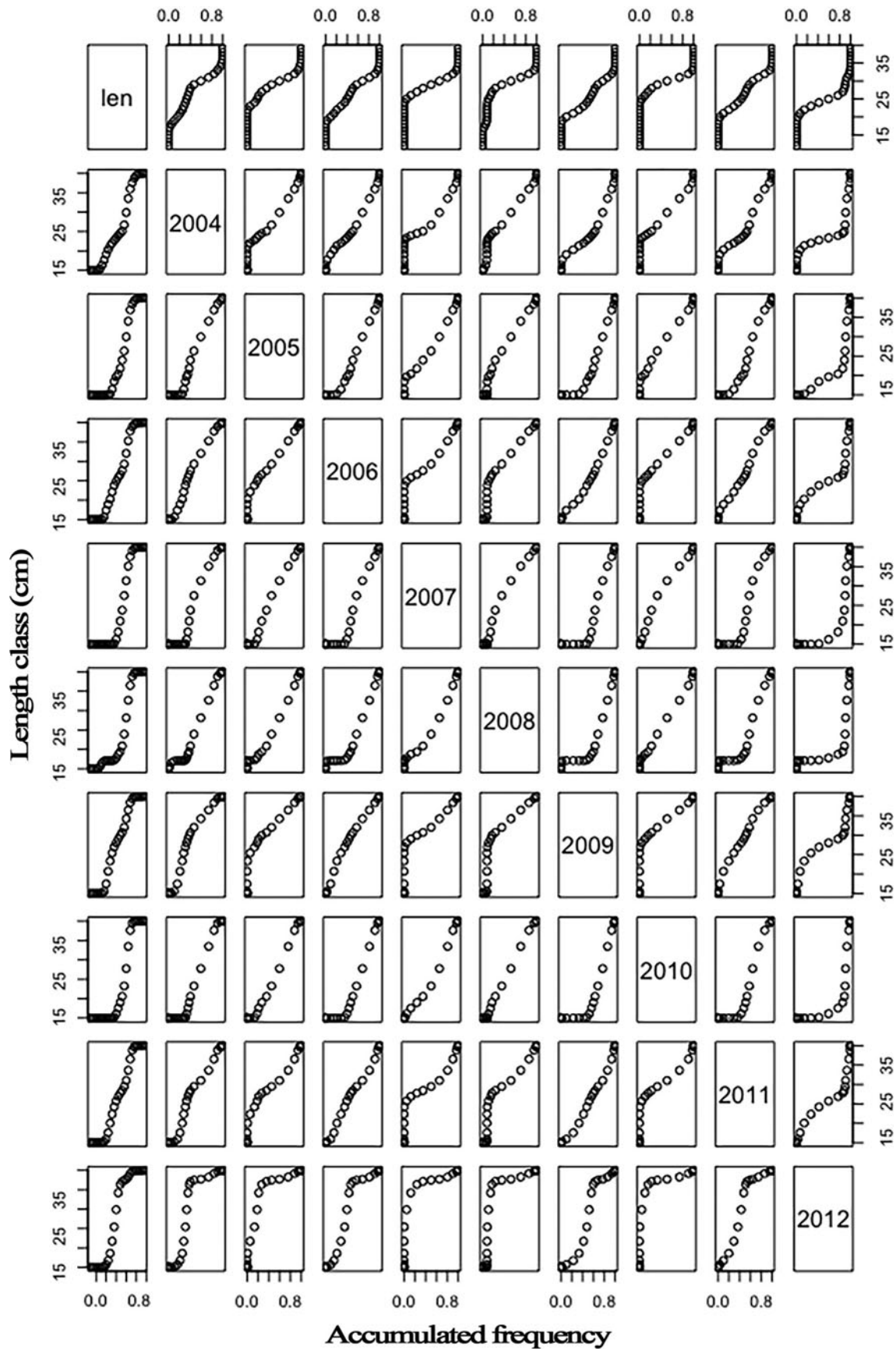


Fig. 4. Accumulated length frequencies of the Mauritanian *S. aurita* landings, totals on the top and yearly compared.

minimum method squares, using the log-transformed potential relationship: $\log(TW) = \log(a) + b \times \log(TL)$. An analysis of covariance (ANCOVA) was performed in order to find out inter-

annual significant differences in the slope (b) and intercept (a) for the whole sample, and between sexes for the individuals biologically analysed, using GraphPad Prism® 8 software. Growth pattern

Table 1. Descriptive statistics summary for the length-weight samplings and LWR parameters of *S. aurita* from Mauritania, by year, by sex and for the total (including undetermined juveniles)

Sample	N	TL range (cm) (mean value \pm SD)	TW range (g) (mean value \pm SD)	<i>a</i>	<i>b</i>	<i>R</i> ²	Growth pattern
2004	4108	14.9–39.8 (28.1 \pm 5.3)	25.6–611.6 (242.8 \pm 116.2)	0.0141	2.896	0.98	Negative allometry
2005	5730	21.5–39.5 (29.6 \pm 3.2)	95.4–582.6 (262.3 \pm 87.2)	0.0046	3.219	0.95	Positive allometry
2006	6550	18.3–38.2 (27.6 \pm 4.5)	62.1–577.9 (229.8 \pm 104.6)	0.0134	2.916	0.97	Negative allometry
2007	2725	23.6–37.5 (29.8 \pm 2.3)	134.3–508.5 (273.9 \pm 68.8)	0.0066	3.126	0.92	Positive allometry
2008	4412	16.2–37.3 (29.8 \pm 4.0)	40.2–511.8 (8277.6 \pm 89.7)	0.0071	3.101	0.98	Positive allometry
2009	5889	12.8–37.3 (26.3 \pm 4.5)	15.9–592.6 (192.7 \pm 105.0)	0.0042	3.250	0.98	Positive allometry
2010	1987	23.3 \pm 36.5 (30.4 \pm 2.2)	103.5–496.9 (275.7 \pm 70.1)	0.0014	3.566	0.90	Positive allometry
2011	5859	18.2–36.5 (27.7 \pm 4.5)	47.2–547.5 (219.8 \pm 113.2)	0.0027	3.369	0.98	Positive allometry
2012	3465	19.0–37.0 (25.7 \pm 3.0)	56.0–472.0 (158.2 \pm 69.5)	0.0035	3.283	0.97	Positive allometry
Total	40,725	12.8–39.8 (28.1 \pm 4.3)	15.9–611.6 (233.2 \pm 103.7)	0.0059	3.148	0.97	Positive allometry
Males	4725	16.4–37.3 (29.1 \pm 3.6)	41.9–577.9 (270.8 \pm 93.1)	0.0045	3.229	0.96	Positive allometry
Females	4741	16.2–39.8 (29.6 \pm 4.1)	40.2–611.6 (270.8 \pm 109.6)	0.0048	3.209	0.96	Positive allometry

N, number of individuals; TL, total length; TW, total weight; SD, standard deviation; *a* and *b*, estimated function parameters; *R*², coefficient of determination.

(allometry) was tested using the Student's *t*-test modified by Pauly (1984). As an expression of seasonal variation of somatic growth, monthly mean values of the relative condition factor (*Kn*) were obtained following the index by Le Cren (1951): $Kn = TW_{\text{observed}}/TW_{\text{theoretical}}$, with the theoretical TW being calculated from the TL and the estimated LWR.

Reproductive cycle

Sex-ratio was studied for the whole sample, by quarters and by *L*_{*i*}. The χ^2 test was applied in order to detect significant differences in the hypothesized 1:1 relationship. Spawning behaviour was followed based on the seasonal changes in gonad development, including both sexes, by correlating two approaches: quantitative (the monthly evolution of the mean gonado-somatic index (GSI = $GW \times 1000/TW$)) and qualitative (the monthly variation of the percentage of mature stages in relation to the total) (Jennings *et al.*, 2001; King, 2007).

The length at first maturity (LFM, length at which 50% of individuals are in mature sexual stage) was estimated from the curves of maturity by *L*_{*i*} (or ogives) for males and females by year and for the total. Proportions of mature specimens (*P*_{*i*}; mature sexuality was considered for individuals in stage IV and V) were estimated for each *L*_{*i*} for the whole year, due to round sardinella being a partial spawner. Maturity ogives were then estimated using the non-linear regression of the Gompertz model (Pope *et al.*, 1983). The equation for the model is: $P_i = \exp[-c \times \exp(d \times L_i)]$, *p*_{*i*} being the proportion of mature individuals for each *L*_{*i*} (*P*' for moving average was used = $(P_{i-1} + P_i + P_{i+1})/3$), *c* and *d* are the function parameters. LFM was calculated for *P*_{*i*} = 0.5. A Student's *t*-test was applied to each pair of maturity ogives (male-female) by year and for the total, in order to find significant differences.

Age and growth

Seasonal changes related to reproduction cycle produce variations in the growth rate, that lead to different deposition rates in calcified structures, such as in otoliths, detectable in the marginal increments (May, 1965). The deposition periodicity assumed of one increment or annulus (1 opaque ring + 1 translucent ring) deposited yearly was assessed by means of marginal increment analysis using a qualitative approach (Campana, 2001; Panfili *et al.*,

2002). When possible, otoliths were classified between opaque edge (somatic growth) vs translucent edge (reproductive period).

For the assignment of age, whole otoliths were immersed in distilled water and were interpreted by two readers with no knowledge of fish length, using a compound microscope (10 \times magnification) under reflected light with dark background, adopting the age scheme/criteria established by FAO (2007). Growth parameters were estimated for the direct readings (DR) using the von Bertalanffy growth model $TL = L_{\infty} \times [1 - \exp(-k \times (t - t_0))]$, where *L* _{∞} is the asymptotic length, *k* the growth coefficient and *t*₀ the theoretical age when TL is 0 cm.

To test the coherence of the growth parameters obtained from otolith interpretation and also the representativeness of the landings in respect of the actual population, a length frequency distribution analysis (LFDA) was performed. First, the annual length frequencies were quarterly grouped. Then, the Bhattacharya method, which is incorporated in the FiSAT software (Gayaniilo *et al.*, 2006), was used to discriminate the normal distribution assuming that each mode in the overall size-frequency distribution represented a cohort. The separation index among different cohorts was taken into account and values <2 indicated a large overlap between cohorts, which was considered unacceptable. Finally, statistically significant differences between the VBGf growth curves obtained by sexes and methods (otolith reading vs LFDA) were analysed using the Chen-test, based on the analysis of the residuals sum of squares (Chen *et al.*, 1992).

Natural mortality

The natural mortality rate (*M*, year⁻¹) was considered to be a constant value for the exploitable fraction of the stock, and was estimated by empirical methods (Rikhter & Efanov, 1976; Hoenig, 1983; Jensen, 1996; Hewitt & Hoenig, 2005).

Results

Length distributions

The TLs of the 40,725 *Sardinella aurita* collected ranged between 12.8–39.8 cm. The maximum size in females (16.2–39.5 cm TL) was greater than in males (16.4–37.3 cm TL). Overall, two modes seemed appear in landings every year (Figure 3), with

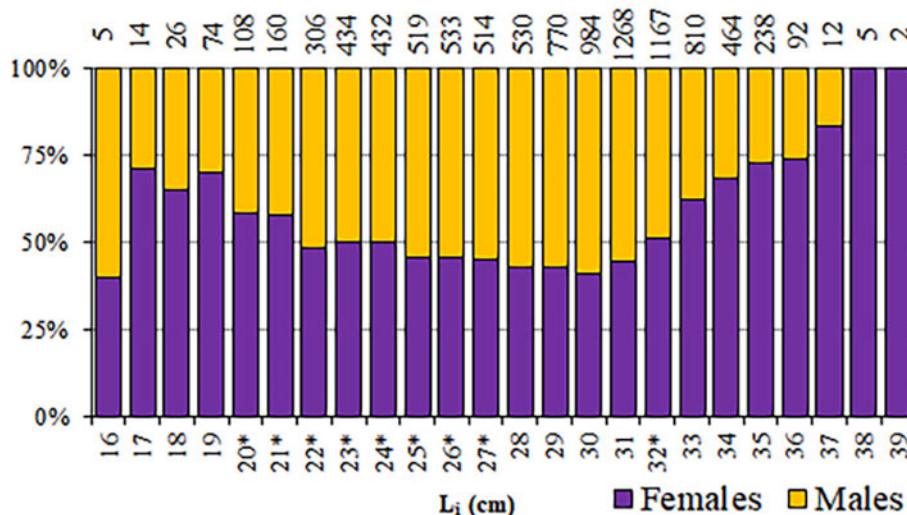


Fig. 5. Proportion of females/males of *S. aurita* from Mauritania, by length class (L_i). Numbers of individuals are presented above the columns. (*) indicates balanced sex-ratios (1:1; $P > 0.01$).

the main mode around 30–32 cm and, the secondary one, in smaller sizes (20–25 cm). However, additional mode(s) seemed more or less apparent in some years (2005, 2006 and 2008), groups were closer in 2007, and the smaller group outnumbered the bigger mode in 2009 and 2012. Inter-annual statistical comparisons (Figure 4) identified 2009 with the most different landing in terms of length frequencies, with significant differences compared with 2005, 2007, 2008 and 2010; and also the pair 2008–2012 ($P < 0.05$; Table S3).

Length-weight relationships (LWR) and growth pattern

Descriptive statistics and LWR parameters by sexes and for the total (including undetermined juveniles) are presented in Table 1. In the linear regression comparison, a statistically significant difference between sexes was found for the intercept ($F = 16.89$, $P < 0.0001$), but not for the slopes ($F = 2.08$, $P = 0.149$). Therefore, it does not seem problematic to use the LWR for the total. In all the cases, the growth pattern was allometric positive (t statistic > 22 , $P < 0.0005$).

Regarding the inter-annual LWRs comparisons (Table S4), only the b values obtained for 2007–2008 could be considered statistically equal, but differences between their a values were extremely significant. Therefore, none of the pairs can be considered statistically similar.

Reproduction cycle

Among the 9495 round sardinellas analysed, 4725 were males, 4741 females and sex was undetermined in 29 individuals (TL 12.8–24.0 cm). The overall sex-ratio showed a non-significant predominance of females (50.1%) ($\chi^2 = 0.027$, $P = 0.869$), although seasonal significant differences were found in winter, spring and summer ($\chi^2 > 5.9$; $P < 0.05$), with females significantly outnumbering males (autumn: $\chi^2 = 2.868$; $P = 0.09$). However, a noticeable variability was found in the sex-ratio among length classes (L_i), mainly in the smallest and the biggest size classes of the range (< 22 and > 32 cm) (Figure 5), where females were generally predominant, in some cases represented by a small number of individuals. Therefore, in length classes from 22–32 cm, a balance between sexes was observed, with no statistical difference from unity for length classes from 20–27 cm.

The smallest reproductively active individuals corresponded to a male with 22.7 cm TL, and a female of 19.8 cm. Although breeding round sardinellas were found in all months, from June to November, more than 50% of the analysed individuals were in

spawning or post-spawning stages, peaking between June and August (Figure 6).

The estimated LFM was 24.2 cm for males, 24.4 cm for females and 24.3 cm for both sexes pooled (Figure 7, Table 2). From comparisons for the total of the analysed individuals and yearly splits, significant differences in LFM were only found between males and females in 2012 ($t = 2.78$; $P = 0.01$).

Age and growth

Among the 2856 pairs of otoliths analysed, 1127 were rejected because they were in a bad state or were assigned low reliability of interpretation by the reader. Finally, 1732 readings were accepted (i.e. 61% coincidence between readers). The assigned age classes ranged from 0–7 years, with age-class 3 being the most represented (Table 3). The Bhattacharya's method results are summarized in Table 4.

Nature of the otoliths' edges was possible to identify in 1664 otoliths from January–November (Figure 8). Although none were clearly identifiable in December, opaque edges were more identifiable than translucent ones throughout the year. However, minimum percentages of opaque edges (March and October) happened one month later than the minimum values of Kn and GSI (February and September) (Figure 8) and, hence, the percentage of translucent edges increased before and at the end of the main spawning period. Almost 40% of the maximum length is reached during the first year of life, and more than 60% during the second year of life (Figure 9). The statistical comparison (Chen-test) of the two pairs of growth curves (sexes and methods; Table 5), did not show statistically significant differences ($F_{obs} > F_{crit}$ in both cases).

Natural mortality

Estimated natural mortality values (M_s) by method are presented in Table 6. Values varied between 0.17 and 1.10 year^{-1} , with an average value of $\sim 0.63 \text{ year}^{-1}$.

Discussion

In an overall scenario of data limited-fisheries worldwide (Costello et al., 2012), a first step to address the status assessment of any exploited species should be to improve the available data, including the time-series, not only of catches, discards and fishing effort, but also the biological characteristics of the species in a particular area (Bentley, 2015; Dowling et al., 2019). In this sense, although many efforts are being carried out to fill

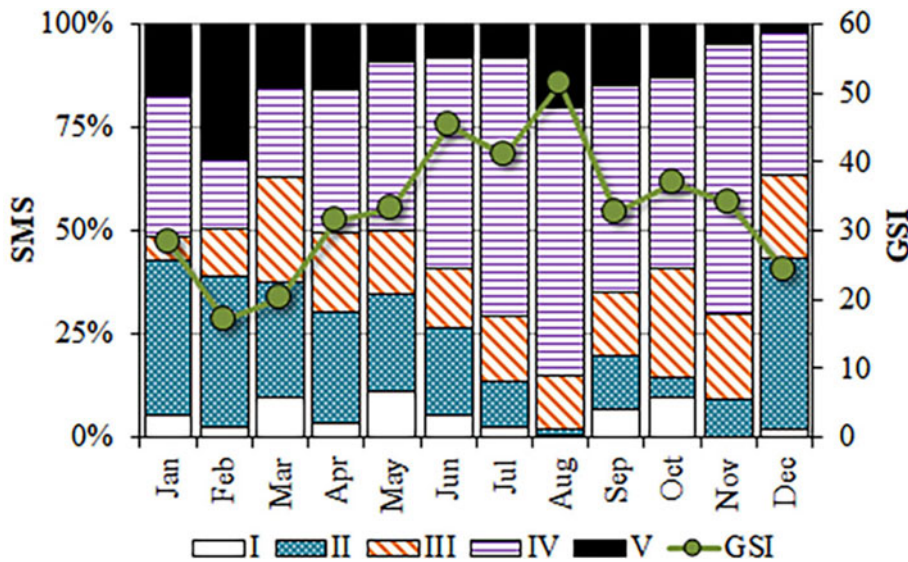


Fig. 6. Monthly evolution of the gonadosomatic index (GSI) and proportions of the sexual maturity stages (SMS) identified in *S. aurita* from Mauritania.

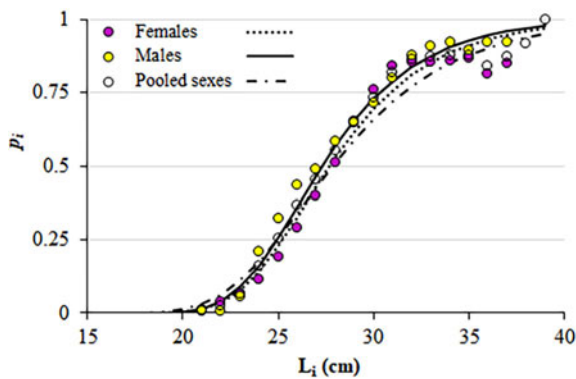


Fig. 7. Maturity ogives for *S. aurita* caught off Mauritania. Dots indicate the proportion of mature individuals (P_i) by length class (L_i) and lines, the fitted maturity ogives.

knowledge gaps for this important fishery resource, collecting data and obtaining accurate and representative biological parameters may be expensive and time-consuming. This work presents the life-history of the *Sardinella aurita* from Mauritanian waters, where most of the NW African catches come from. It is agreed that one stock of round sardinella (whose catches are not restricted by quotas) is present along the NW African coast; therefore, although the analyses presented in this study are based on fish caught in a partial zone of the whole distribution of the stock, the central part of the stock's range occurs in Mauritanian waters, where the time biomass trends are representative of the overall stock-biomass (Samb & Pauly, 2000).

The main modes in the length frequency distributions (LFDs) found for the Mauritanian round sardinellas coincide with those identified off Senegal (Baldé *et al.*, 2019b). With the exception of 2009 and the pair 2008/2012, the analysis of the landings' length frequencies resulted in similar patterns for all the years, with an overall predominance of greater sizes. When paying attention to the annual LFDs, the smaller mode was more important than the larger mode only in 2009 and 2012. The importance of smaller modes are probably related to the specific fishing area (close to coastal waters where smaller sizes are more abundant (Garcia, 1982)) and, obviously, to the recruitment success of particular spawning events. Regarding the oceanographic parameters explored, 2009 and 2012 were notably different to other years, with a cooler first semester (from January to June) compared with the other years (with negative anomalies of the sea surface

temperature from the last quarter of 2008 to the second quarter of 2009, and for the first quarter of 2012; Table S2). It is known that oceanographic conditions promote variations in the abundance and distribution of fish, particularly in small pelagic species (Alheit *et al.*, 2019), and expansion/contraction of geographic distribution of breeding and/or nursery areas may have made the smaller fractions of the stock available to the monitored industrial fleet momentarily.

Due to there being a loss of weight and length in thawed samples (Anderson & Gutreuter, 1983), when analysing the length-weight relationships (LWR) and growth pattern, previous conversion from 'frozen' to 'fresh' of measures should be done, as the fish was provided frozen at the landing sites. However, the conversion factors available for *S. colias* are calculated for furcal length (Ajah & Nunoo, 2003) and the current authors considered them unsuitable, and all the calculations are based on defrost measurements. It is important to clarify this point as some studies performed on this species have been also based on fish preserved in different ways and data were not transformed to 'fresh' (Tsikliras & Antonopoulou, 2006; ter Hofstede *et al.*, 2007).

Regarding the morphometric relationships obtained, it is well known that fishing gear selectivity places limits on their use with regard to the size ranges used for the estimation of linear regression parameters (Petraakis & Stergiou, 1995), and extrapolation of data to fish larvae or immature individuals must be avoided (Bagenal & Tesch, 1978; Pepin, 1995). Based on the classification by Boëly *et al.* (1982b), only immature juveniles (TL < 12 cm) were absent in the present analysis, where length classes from 12–39 cm were available. This is because the industrial fleet monitored does not have access to coastal areas functioning as nurseries (Garcia, 1982). In this sense, Mustac & Sinovcic (2012) found significant differences in the length distributions and growth patterns between offshore and inshore individuals of round sardinella in the Adriatic Sea. With regard to the LWR obtained for the round sardinella from Mauritania, the estimated parameters and the allometrically positive growth models obtained were similar to other studies in the region (Camarena, 1986; Maxim & Maxim, 1987–88; Baali *et al.*, 2015; Baldé *et al.*, 2019b). This contrasts with the isometric growth pattern of *S. aurita* obtained in Senegal (Baldé *et al.*, 2019b) and the Gulf of Guinea (Castro *et al.*, 2017). Regarding the LWR estimations by year, *S. aurita* showed positive allometry in most of the years in the present work, except in 2004 and 2006, with negative allometry. Interannual growth pattern variations have been described for the species by other authors both in Mauritania (Chesheva,

Table 2. Maturity ogives parameters and length at first maturity (LFM) for *S. aurita* from Mauritania by sex and the total (including undetermined, if any), and yearly estimated

Period	Sample	N	c	d	R ²	LFM (cm)	Student's t (P)
Total	Males	4725	49,423.9	-0.458	0.94	24.2	0.019 (0.98)
	Females	4739	16,149.6	-0.412	0.91	24.4	
	Total	9489	15,949.0	-0.413	0.93	24.3	
2005	Males	923	4.82 × 10 ⁵	-0.526	0.99	25.6	0.116 (0.91)
	Females	996	4.77 × 10 ⁷	-0.688	0.94	26.2	
	Total	1919	1.28 × 10 ⁷	-0.651	0.92	25.7	
2006	Males	651	2.72 × 10 ⁵	-0.492	0.89	26.2	0.567 (0.58)
	Females	744	4.73 × 10 ⁶	-0.601	0.89	26.2	
	Total	1395	5.94 × 10 ⁶	-0.615	0.93	26.0	
2007	Males	366	1.12 × 10 ¹⁰	-0.869	0.97	27.0	0.186 (0.85)
	Females	364	4.32 × 10 ⁸	-0.720	0.99	28.1	
	Total	730	6.20 × 10 ⁸	-0.749	0.99	27.5	
2008	Males	413	483.4	-0.287	0.82	22.8	0.484 (0.63)
	Females	476	18,892.3	-0.412	0.72	24.8	
	Total	894	2170.0	-0.337	0.91	23.9	
2009	Males	382	1.43 × 10 ⁸	-0.725	0.84	26.4	0.246 (0.81)
	Females	405	7.80 × 10 ⁶	-0.616	0.86	26.3	
	Total	805	96,943.2	-0.431	0.98	27.5	
2010	Males	549	1.06 × 10 ¹⁴	-1.190	0.98	27.4	0.709 (0.49)
	Females	491	2.09 × 10 ⁹	-0.803	0.86	27.2	
	Total	1040	7.62 × 10 ⁷	-0.663	0.98	27.9	
2011	Males	927	5.61 × 10 ⁵	-0.575	0.8	23.7	1.16 (0.26)
	Females	907	67.4	-0.184	0.82	24.9	
	Total	1836	1475.3	-0.320	0.94	23.9	
2012	Males	510	7277.0	-0.391	0.93	23.7	2.78 (0.01)*
	Females	340	293.8	-0.228	0.91	26.5	
	Total	850	2686.2	-0.328	0.96	25.2	

N, number of individuals; c and d, estimated function parameters; R², coefficient of determination. * indicate significant differences between sexes (P < 0.05). Student's t-test differences between males/female ogives.

2006) and close areas, where even seasonal variations have been found (Jurado-Ruzafa et al., 2016). Although no direct relation to the variations in oceanographic parameters has been found, these results highlight the importance of obtaining yearly updated information for assessment purposes. This includes, among others, that small changes in LWR parameters can cause great differences in total catch estimations (Froese, 2006).

As in the present study, other authors had observed that females of *S. aurita* slightly outnumber males or are approximately equal to males in Mauritanian waters (Wagué & M'Bodj, 2002; Chesheva, 2006). A slight predominance of females has also been observed in South Morocco (Baali et al., 2017), Senegal (Boëly, 1982; Ndiaye et al., 2018; Baldé et al., 2019b) and in the Mediterranean Sea (Tsikliras & Antonopoulou, 2006; Mustac & Sinovic, 2012). Nevertheless, a significant unbalanced sex-ratio has been described in the Mediterranean Sea (Navarro, 1932; Dahel et al., 2016) and in the SW Atlantic (Gassman et al., 2008; Tagliafico et al., 2008). Regarding the sex-ratio variation according to the length, the predominance of females in the smallest and the biggest sizes, as well as a balance for the middle length classes in the range, had been observed both for Atlantic (Wagué & M'Bodj, 2002; Baali et al., 2017; Amenzou

& Baali, 2018) and Mediterranean stocks (Tsikliras & Antonopoulou, 2006).

In NW Africa, round sardinella spawns year round with a maximum period from June to September–December (depending on the area included) (Boëly et al., 1982a; Chesheva, 2006; Ndiaye et al., 2018; Baldé et al., 2019b). Therefore, the major spawning period observed in the present study (from June to November) matches with the migrations related to the sexual cycle of the species described in the CECAF region (Boëly et al., 1982a; Garcia, 1982). Some studies have pointed that round sardinella's breeding is synchronized with the major upwelling events in nearby areas off South Morocco (Amenzou & Baali, 2018), Gulf of Guinea (Castro et al., 2017), or with the period when the sea surface temperature (SST) reaches the annual minimum values (Baldé et al., 2019b). In contrast, in our study, the stronger spawning period observed in Mauritanian waters matches with the annual maximum SST. The upwelling processes occurring in Mauritanian waters cause a crucial effect on the life cycle of *S. aurita* (Mbaye et al., 2015; Baldé et al., 2019b). In this sense, round sardinella increases spawning effort when the coastal retention index is higher in the area (Mbaye et al., 2015) and is also detectable in the time-lag of three months observed by Demarcq & Faure

Table 3. Age-length key for *S. aurita* from Mauritania

L_i (cm)	Age class (year)								Total
	0	1	2	3	4	5	6	7	
8	4								4
9									0
10	1								1
11	1								1
12	2								2
13	2								2
14	2								2
15									0
16	2	5							7
17	2	14							16
18	4	9	6						19
19	2	10	5	1					18
20		8	7						15
21		3	10						13
22		10	25	8					43
23		13	31	6					50
24		13	45	3					61
25		20	53	5					78
26		12	54	17					83
27		6	61	36	4				107
28		9	94	38	9				150
29		5	74	89	17	1	1		187
30		1	48	122	34	3			208
31			29	125	47	4			205
32			12	87	61	9	1		170
33			7	45	56	22	1		131
34			4	18	35	19	5	1	82
35			2	5	21	19	5		52
36					2	11	6	1	20
37						1			1
38							2		2
39						1	1		2
N	22	138	567	605	286	90	22	2	1732
Mean TL (cm)	14.0	22.6	26.8	30.0	31.9	33.8	35.0	35.0	–
Increment (cm)	–	8.7	4.2	3.2	1.9	1.9	1.2	0.0	–

L_i , length-class (to the lower cm); N, number of individuals; TL, total length.

(2000) between the maximum upwelling and the beginning of the July-spawning peak in the South Moroccan (Ettahiri *et al.*, 2003) and the Mauritanian waters (Wagué & M'Bodj, 2002; ter Hofstede *et al.*, 2007). All these processes start at the end of spring, when the main part of the population starts the migration from Senegal and countries further south to feed and spawn off Mauritania and Morocco (Boëly *et al.*, 1982a; Garcia, 1982; Zeeberg *et al.*, 2008).

The lengths at first maturity (LFMs) estimated in the present study (~24 cm TL) are similar to results obtained by other authors for the Mauritanian round sardinella (ter Hofstede *et al.*, 2007;

Ndiaye *et al.*, 2018). The species reaches its maturity at bigger sizes both in NW Africa (including South Morocco) (Baali *et al.*, 2015, 2017; Amenzoui & Baali, 2018), compared with the LFM estimated southwards (Castro *et al.*, 2017), and also in the Mediterranean Sea (Tsikliras & Antonopoulou, 2006) and in SW Atlantic waters (Gassman *et al.*, 2008; Tagliafico *et al.*, 2008), probably due to the influence of the powerful upwelling in the area. This process could increase the growth rate, leading to the achievement of greater sizes than in other less resource-rich areas, at the same ontogenetic state. In addition, both the spawning peak timing-occurrence and the increase of the LFM

Table 4. Mean total length (TL) by age of the Mauritanian *S. aurita* obtained from decomposing biannual length frequencies (time period: 2004–2012) using the Bhattacharya method

	Age class (year)					
	0	1	2	3	4	5
Mean TL (cm)	18.8	23.7	28.7	31.3	32.6	34.2
SD (cm)	–	2.4	2.1	0.8	0.9	–
Increment (cm)	–	4.9	5.0	2.6	1.3	1.6

SD, standard deviation.

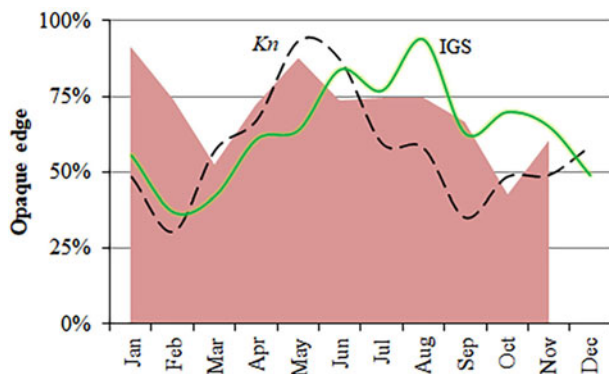


Fig. 8. Monthly proportion of opaque-edges in otoliths of *S. aurita* from Mauritania (shaded area), mean values of the gonadosomatic index (GSI, continuous line) and the condition factor (K_n , dashed line).

northwards, match with the reproduction-related migration described in the CECAF area (Boëly et al., 1982a; Garcia, 1982), due to the year cycle beginning in the southern limit of the sub-region, allowing *S. aurita* to attain bigger sizes when it reaches northern breeding areas. As for the spawning seasonality, LFM depends on environmental and genetic factors (Wootton, 1998), but may also be influenced by anthropic factors, such as fishing pressure (Samb & Pauly, 2000; Pauly et al., 2002; Ernande et al., 2004; Thiaw et al., 2017). As occurs with *S. maderensis* (Ba et al., 2016), round sardinella seems to display a noticeable adaptive phenotypic plasticity, which permits them to react quickly to environmental changes and ensure their survival (Via & Lande, 1985).

Although age interpretation based on otoliths of this species was difficult, the absence of significant differences found between the growth curves obtained from direct otolith readings and the LFDA either corroborated or indirectly validated the growth pattern assumed. The otolith criteria interpretation of *S. aurita*, was useful when the direct validation methods (e.g. mark-recapture, captivity, radiochemical) are difficult to implement, as is the case for this species (Carbonara et al., 2018). Moreover, the mean total lengths by year-class obtained from the age-length key resulted in coherent data and was in accordance with the previous studies based on length frequencies and scales in the area (Pham-Thouc, 1973; Krzeptowski, 1981; Boëly et al., 1982b; Maxim & Maxim, 1987–88; Chesheva, 2001; Baali et al., 2015; Amenzoui & Baali, 2018; Baldé et al., 2019b). The overlap of length-classes (L_i) among age groups in the age-length key reflects the variability of sizes of individuals at the same age (and vice versa), which is usually related to high individual growth variability (Panfili et al., 2002). Based on the ageing results, catches were mainly represented by individuals that were 3–4 years old and, secondarily, by 1-year-old fish.

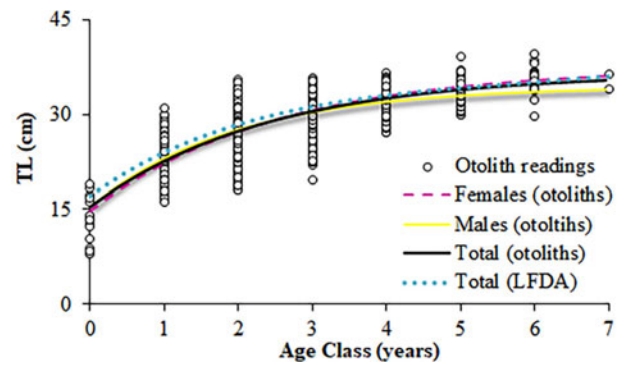


Fig. 9. Von Bertalanffy growth curves for *S. aurita* from Mauritania, fitted from the direct otolith-readings and the length frequency distributions analysis (LFDA).

Therefore, as in the Senegalese waters, *S. aurita* is recruited to the fishery at an age of 1–2 years (Boëly et al., 1982b), when reaching its sexual maturation. Pre-spawner individuals comprised more than 30% of the catches in 2004 and 2006, and represented 40–50% of the catches in 2009 and 2012. However, the industrial fishery mainly exploited adult fish that have spawned more than once: >50% for all the years monitored, and exceeding 85% in 2005, 2007–2008 and 2010–2011.

Validation of growth increment formation in calcified structures of *S. aurita* has only been carried out using scales of fish from the Mediterranean Sea (Tsikliras et al., 2005). The qualitative approach seems to support the annual deposition of one annulus. However, the high difficulty of identifying the edge-nature of the otoliths (opaque/translucent) is probably related to thickness and due to it being a partial spawner species, with no abrupt change in the energy flux between somatic growth vs reproduction effort. The monthly values of K_n for *S. aurita* off Mauritania did reflect an increase in somatic growth in April–May (previous to the rise in spawning) and a minimum in September (previous to the end of the main spawning period). Ter Hofstede et al. (2007) analysed these trends by sex for the period 2000–2003 and observed a similar pattern for both males and females, with the maximum condition factor occurring in May, and the minimum, in September. Baldé et al. (2019b) found the same results in Senegalese waters, where these cycles match with the upwelling intensity and the SST changes. Conversely, slight differences in the duration and seasonal changes of these cycles have been described in Moroccan waters (Baali et al., 2017), which is probably due not only to environmental influence and food availability (Roy et al., 1989), but also to the latitudinal migration of the stock along the NW African coast (Boëly et al., 1982a; Garcia, 1982).

Although age and growth studies are very influenced by the methodology employed, within the East Atlantic distribution of the species, round sardinella reaches greater longevity and greater L_∞ in the north CECAF sub-region (Navarro, 1932; Krzeptowski, 1981; Boëly et al., 1982b; Baali et al., 2015; Amenzoui & Baali, 2018; Baldé et al., 2019b), especially in the central area including Mauritania and Senegalese-Mauritanian waters (Pham-Thouc, 1973; Maxim & Maxim, 1987–88; Chesheva, 1998, 2001). Conversely, both longevity and L_∞ decrease southwards in the Gulf of Guinea (6 years) (Rossignol, 1955; Castro et al., 2017) and in the Mediterranean Sea (Navarro, 1932; Tsikliras et al., 2005; Salem et al., 2010; Dahel et al., 2016). This could be due to the influence of the NW African upwelling system, which promotes really high productive periods when food availability drastically increases (Barton et al., 1998; Baldé et al., 2019b). In fact, most of the species landed in Morocco correspond to fisheries around Dakhla, under the influence of this system (Baali et al.,

Table 5. Estimated von Bertalanffy growth parameters (standard errors in parentheses and 95% of confidence intervals) of *S. aurita* from Mauritania, both from otolith age interpretation (for males, females and the total, including indeterminate juveniles) and from length frequencies distributions analysis (LFDA)

Approach	Sample	N	L_{∞} (cm)	k (year ⁻¹)	t_0 (year)	R^2	AFM (years)	Chen test
Otolith readings	Males	855	34.3 (0.485) 33.4 to 35.3	0.513 (0.036) 0.442 to 0.584	-1.15 (0.108) -1.36 to -0.94	0.61	1.2	$F = 7.20$
	Females	882	37.4 (0.655) 36.1 to 38.7	0.402 (0.029) 0.345 to 0.460	-1.26 (0.119) -1.49 to 1.02	0.66	1.4	$P = 0.28$
	Total	1732	36.5 (0.482) 35.5 to 37.4	0.416 (0.025) 0.367 to 0.465	-1.32 (0.104) -1.52 to -1.12	0.61	1.3	$F = 556.5$
LFDA	Total	40,725	36.2 (2.069) 32.1 to 40.4	0.445 (0.118) 0.209 to 0.681	-1.44 (0.422) -2.29 to -0.60	0.80	1.0	$P = 0.33$

N, number of individuals; L_{∞} , the asymptotic length, k , growth coefficient; t_0 , theoretical age when TL = 0 cm; R^2 , coefficient of determination. AFM, estimated age at first maturity, based on the length at first maturity.

Table 6. Natural mortality rates (M) estimates for *S. aurita* from Mauritania

Model	Equation and estimated parameters	M (year ⁻¹)
a.	$M = (1.52/(t_{\text{mas}} \cdot 0.72)) - 0.155$ being $t_{\text{mas}} \approx 1.3$ years (24 cm)	1.10
b.	$M = 1/t_{\text{max}}$ being $t_{\text{max}} \approx 5.9$ years	0.17
c.	$M = 1.5 \cdot k$	0.62

t_{mas} , massive maturation age (95% if individuals in mature stage); AFM, Age at First Maturity; L_{inf} , k and t_0 , growth parameters; t_{max} , theoretical maximum age of the population ($t_{\text{max}} = t_0 + (3/k)$) (Taylor, 1960).

a. Rikhter & Efanov (1976); b. Hoenig (1983), Hewitt & Hoenig (2005); c. Jensen (1996).

2017; Amenzoui & Baali, 2018). Although they did not result in statistical significance for the Mauritanian round sardinella, differences in the growth parameters between sexes have been described for populations from Morocco (Baali *et al.*, 2015) and from the Mediterranean Sea (Navarro, 1932; Dahel *et al.*, 2016). In all these analyses, females are described to achieve greater asymptotic lengths, while males present quicker growth rates, as demonstrated in the present work.

Baldé *et al.* (2019b) found that *S. aurita* reaches greater L_{∞} in the eastern Atlantic Ocean than in the western Atlantic and in the Mediterranean Sea. These authors observed that growth parameters remained constant in the Mediterranean Sea from 1932–2012, supporting the balanced effect between the environmental conditions and the level of fishing pressure on the growth parameters of small pelagic fish species, at least for *S. aurita*, and thus should be considered as phenotypic parameters (understood as the expression of the ability/plasticity of an organism to phenotypically respond to variation in ecological pressures, for survival/adaptation to the changing conditions (Via and Lande, 1985)), as described for *S. maderensis* off Senegal (Ba *et al.*, 2016).

A great variability has been found in literature regarding the natural mortality estimations (M) for *S. aurita*. A value of 0.52 year⁻¹ was estimated for Senegalese-Mauritanian waters (Maxim & Maxim, 1987–88) and values from 0.61–1.24 year⁻¹ were gathered by Lévênez (1994) for Senegalese waters, all based on studies developed during the 1980s. For the Mediterranean Sea a similar value of 0.73 year⁻¹ was estimated by Salem *et al.* (2010). In all the estimations mentioned, empirical methods were used. In situations where identification of the most appropriate value of M is not possible, it is considered acceptable to calculate several estimators (Brodziak *et al.*, 2011; Kenchington, 2014). Identifying the true value of M for fishery management purposes was not possible with the current information. However, the abovementioned estimates of M from other populations of *S. aurita* are similar to the mean estimate of M obtained (~ 0.63 year⁻¹) for the population from Mauritania.

In conclusion, it is important to note that the phenotypic plasticity and adaptability of *S. aurita* to the fluctuations of the environment indicate an advantage for this warm water species in the current climate change scenario (Amenzoui & Baali, 2018), where the geographic expansion of tropical species such as *S. aurita* has been found to be a new fishing opportunity to replace cooler resources (Blanchet *et al.*, 2019). At the same time, these expansion processes obviously challenge effective management of fisheries (Baudron *et al.*, 2020), and will in addition need a monitoring system able to describe the population structure in the East Atlantic and the more than probable variations. Nevertheless, based on the assumed overexploitation situation of its NW African stock and the ignorance of the biological characteristics of the species in Atlantic waters (FAO, 2019), it is mandatory to use reliable biological information to be able to recommend and implement accurate management measures to ensure: first, the survival and recovery of the population; second, the sustainability of the fishing activities, which constitute an invaluable source of food and economic resource for the riparian countries.

Supplementary material. The supplementary material for this article can be found at <https://doi.org/10.1017/S002531542000079X>

Acknowledgements. Sincere thanks to the anonymous reviewers for their insightful comments, enriching the analyses and the text.

Financial support. This project was partially funded by the EU through the European Maritime and Fisheries Fund (EMFF) within the Spanish National Program of collection, management and use of data in the fisheries sector and support for scientific advice regarding the Common Fisheries Policy.

References

- Ajah PO and Nunoo FKE (2003) The effects of four preservation methods on length, weight and condition factor of the clupeid *Sardinella aurita* Val. 1847. *Journal of Applied Ichthyology* **19**, 391–393.
- Alheit J, Lorenzo ED, Rykaczewski and RR and Sundby S (2019) Drivers of dynamics of small pelagic fish resources: environmental control of long-term changes. *Deep Sea Research II* **159**, 1–3.
- Amenzoui K and Baali A (2018) Biological parameters of *Sardinella aurita* (Valenciennes, 1847) exploited in the Dakhla zone (South Atlantic Morocco). *International Journal of Scientific & Engineering Research* **9**, 85–90.
- Amponsah S, Danson PK, Nunoo F and Ameyaw G (2017) Population dynamics of *Sardinella aurita* (Val., 1847) within Ghana's coastal waters. *Research in Agriculture Livestock and Fisheries* **4**, 237–248.
- Anderson RO and Gutreuter SJ (1983) Length, weight, and associated structural indices. In Nielsen L and Johnson D (eds), *Fisheries Techniques*. Bethesda, MA: American Fisheries Society, pp. 284–300.
- Ba K, Thiaw M, Lazar N, Sarr A, Brochier T, Ndiaye I, Faye A, Sadio O, Panfilii J, Thiaw OT and Brehmer P (2016) Resilience of key biological

- parameters of the Senegalese flat sardinella to overfishing and climate change. *PLoS ONE* **11**, e0156143.
- Ba A, Schmidt J, Dème M, Lancker K, Chaboud C, Cury P, Thiao D, Diouf M and Brehmer P** (2017) Profitability and economic drivers of small pelagic fisheries in West Africa: a twenty year perspective. *Marine Policy* **76**, 152–158.
- Ba A, Chaboud C, Schmidt J, Diouf M, Fall M, Dème M and Brehmer P** (2019) The potential impact of marine protected areas on the Senegalese sardinella fishery. *Ocean & Coastal Management* **169**, 239–246.
- Baali A, Yahyaoui A, Amenzoui K, Manchih K and Abderrazik W** (2015) A preliminary study of reproduction, age and growth of *Sardinella aurita* (Valenciennes, 1847) in the southern of Atlantic Moroccan area. *ACL Bioflux* **8**, 960–974.
- Baali A, Bourassi H, Falah S, Abderrazik W, Manchih K, Amenzoui K and Yahyaoui A** (2017) Reproductive biology of *Sardinella* sp. (*Sardinella aurita* and *Sardinella maderensis*) in the south of Morocco. *Pakistan Journal of Biological Sciences* **20**, 165–178.
- Bacha M, Jeyid AM, Jaafour S, Yahyaoui A, Diop M and Amara R** (2016) Insights on stock structure of round sardinella *Sardinella aurita* off northwest Africa based on otolith shape analysis. *Journal of Fish Biology* **89**, 2153–2166.
- Bagenal TB and Tesch FW** (1978) Age and growth. In Bagenal TB (ed.), *Methods for Assessment of Fish Production in Fresh Water*. Oxford: Blackwell Scientific, pp. 101–136.
- Baldé BS, Fall M, Kantoussan J, Sow FN, Diouf M and Brehmer P** (2019a) Fish-length based indicators for improved management of the sardinella fisheries in Senegal. *Regional Studies in Marine Science* **31**, 100801.
- Baldé B, Sow F, Ba K, Ekau W, Brehmer P, Kantoussan J, Fall M and Diouf M** (2019b) Variability of key biological parameters of round sardinella *Sardinella aurita* and the effects of environmental changes. *Journal of Fish Biology* **94**, 391–401.
- Barton ED, Aristegui J, Tett P, Cantón M, García-Braun J, Hernández-León S, Nykjaer L, Almeida C, Almunia J, Ballesteros S, Basterretxea G, Escáñez J, García-Weill L, Hernández-Guerra A, López-Laatzén F, Molina R, Montero MF, Navarro-Pérez E, Rodríguez JM, van Lenning K, Vélez H and Wild K** (1998) The transition zone of the Canary Current upwelling region. *Progress in Oceanography* **41**, 455–504.
- Baudron A, Brunel T, Blanchet MA, Hidalgo M, Chust G, Brown E, Kleisner K, Millar C, Mackenzie B, Nikolioudakis N, Fernandes J and Fernandes P** (2020) Changing fish distributions challenge the effective management of European fisheries. *Ecography* **42**, 1–12.
- Bentley N** (2015) Data and time poverty in fisheries estimation: potential approaches and solutions. *ICES Journal of Marine Science* **72**, 186–193.
- Blanchet MA, Primicerio R, Smalås A, Arias-Hansen J and Aschan M** (2019) How vulnerable is the European seafood production to climate warming? *Fisheries Research* **209**, 251–258.
- Boëly T** (1982) Étude du cycle sexuel de la sardinelle ronde (*Sardinella aurita* Val. 1847) au Sénégal. *Océanographie Tropicale* **17**, 3–13.
- Boëly T, Chabanne J, Fréon P and Stéguert B** (1982a) Cycle sexuel et migrations de *Sardinella aurita* sur le plateau continental ouest-africain, des Iles Bissagos à la Mauritanie. *Rapports et Procès-verbaux des Réunions du Conseil International pour l'Exploration de la Mer* **180**, 350–355.
- Boëly T, Fréon P and Steguert B** (1982b) La croissance de *Sardinella aurita* (Val. 1847) au Sénégal. *Océanographie Tropicale* **17**, 103–119.
- Brodziak J, Ianelli J, Lorenzen K and Methot Jr RD** (eds) (2011) Estimating natural mortality in stock assessment applications. *NOAA Technical Memorandum NMFS-F/SPO-119*, 38 pp.
- Camarena TL** (1986) *Les principales espèces de poissons pélagiques côtiers au Sénégal: Biologie et évaluations des Ressources* (PhD Thesis). Université Bretagne Occidentale, Brest, France.
- Campana SE** (2001) Accuracy, precision and quality control in age determination, including a review of the use and abuse of age validation methods. *Journal of Fish Biology* **59**, 197–242.
- Carbonara P, Intini S, Kolariti J, Joksimović A, Milone N, Lembo G, Casciaro L, Bitetto I, Zupa W, Spedicato MT and Sion L** (2018) A holistic approach to the age validation of *Mullus barbatus* L., 1758 in the southern Adriatic Sea (Central Mediterranean). *Scientific Reports* **8**, 13219.
- Castro K, Skrobo L, Asare C and Kankam S** (2017) Synthesis of scientific and local knowledge on *Sardinella* species in Ghana. Takoradi, Ghana. The USAID/Ghana Sustainable Fisheries Management Project (SFMP). Narragansett, RI: Coastal Resources Center, University of Rhode Island and Hen Mpoano.
- Chen Y, Jackson DA and Harvey HH** (1992) A comparison of von Bertalanffy and polynomial functions in modelling fish growth data. *Canadian Journal of Fisheries and Aquatic Sciences* **49**, 1228–1235.
- Chesheva ZA** (1998) The method for determining age and growth rate of gilt sardines *Sardinella aurita* of the Senegalo-Mauritanian population. *Journal of Ichthyology* **38**, 844–847.
- Chesheva ZA** (2001) On the growth rate of *Sardinella aurita* (Clupeidae) of the Senegal-Mauritanian population. *Journal of Ichthyology* **41**, 128–132.
- Chesheva ZA** (2006) On the biology of gilt sardine *Sardinella aurita* (Clupeidae) of the central Eastern Atlantic. *Journal of Ichthyology* **46**, 759–767.
- Corten A, Mendy AN and Diop H** (eds) (2012) The sardinella of northwest Africa. Fisheries, stock assessment and management. *Workshop on "Knowledge Gaps in Sardinella"*. Dakar, Senegal: SFRC.
- Corten A, Braham CB and Sadegh AS** (2017) The development of a fishmeal industry in Mauritania and its impact on the regional stocks of sardinella and other small pelagics in northwest Africa. *Fisheries Research* **186**, 328–336.
- Costello C, Ovando D, Hilborn R, Gaines SD, Deschenes O and Lester SE** (2012) Status and solutions for the world's unassessed fisheries. *Science* **338**, 517–520.
- Cury P, Bakun A, Crawford RJM, Jarre A, Quiñones RA, Shannon LJ and Verheye HM** (2000) Small pelagics in upwelling systems: patterns of interaction and structural changes in "wasp-waist" ecosystems. *ICES Journal of Marine Science* **57**, 603–618.
- Dahel A, Tahri M, Bensouilah M, Amara R and Djebar B** (2016) Growth, age and reproduction of *Sardinella aurita* (Valenciennes, 1847) and *Sardina pilchardus* (Walbaum, 1792) in the Algerian eastern coasts. *ACL Bioflux* **9**, 1172–1181.
- Demarcq H and Faure V** (2000) Coastal upwelling and associated retention indices derived from satellite SST: application to *Octopus vulgaris* recruitment. *Oceanologica Acta* **23**, 391–408.
- Diankha O, Ba A, Brehmer P, Brochier T, Sow BA, Thiaw M, Gaye AT, Ngom F and Demarcq H** (2018) Contrasted optimal environmental windows for both *Sardinella* species in Senegalese waters. *Fisheries Oceanography* **27**, 351–365.
- Dowling NA, Smith ADM, Smith DC, Parma AM, Dichmont CM, Sainsbury K, Wilson JR, Dougherty DT and Cope JM** (2019) Generic solutions for data-limited fishery assessments are not so simple. *Fish and Fisheries* **20**, 174–188.
- Ernande B, Dieckmann U and Heino M** (2004) Adaptive changes in harvested populations: plasticity and evolution of age and size at maturation. *Proceedings of the Royal Society of London. Series B* **271**, 415–423.
- Ettahiri O, Berraho A, Vidy G, Ramdani M and Do Chi T** (2003) Observation on the spawning of *Sardina* and *Sardinella* off the south Moroccan Atlantic coast (21–26°N). *Fisheries Research* **60**, 207–222.
- FAO** (2007) Report of the Workshop on the age estimation of sardine and *Sardinella* in Northwest Africa. Casablanca, Morocco, 4–9 December 2006. *FAO Fisheries Reports* **848**, 107 pp.
- FAO** (2016) Vulnerable marine ecosystems: processes and practices in the high seas. *FAO Fisheries and Aquaculture Technical Papers* **595**, 185 pp.
- FAO** (2018) Report of the FAO Working Group on the assessment of small pelagic fish off northwest Africa. Nouadhibou, Mauritania, 22–27 May 2017. *FAO Fisheries and Aquaculture Reports* **1221**, 284 pp.
- FAO** (2019) Report of the FAO Working Group on the assessment of small pelagic fish off northwest Africa. Banjul, the Gambia, 26 June–1 July 2018. *FAO Fisheries and Aquaculture Reports* **R1247**, 321 pp.
- Froese R** (2006) Cube law, condition factor and weight-length relationships: history, meta-analysis and recommendations. *Journal of Applied Ichthyology* **22**, 241–253.
- Froese R and Pauly D** (eds) (2017) *FishBase*. World Wide Web electronic publication. Available at www.fishbase.org (Accessed 15 January 2020).
- García S** (1982) Distribution, migration and spawning of the main fish resources in the Northern CECAF Area. *FAO CECAF/ECAF Series* **82/25**, 9 pp.
- Gassman J, Eslava N and González LW** (2008) Reproducción de la sardina, *Sardinella aurita* (Cupleiformes: Clupeidae) del sureste de la Isla de Margarita, Venezuela. *Revista de Biología Tropical* **56**, 1813–1824.
- Gayanilo FCJ, Sparre P and Pauly D** (2006) FAO-ICLARM Stock Assessment Tools II (FISAT II) Revised version. User's Guide. *FAO Computerized Information Series: Fisheries* **6**, 166 pp.
- Hewitt DA and Hoenig JM** (2005) Comparison of two approaches for estimating natural mortality based on longevity. *Fishery Bulletin* **103**, 433–437.

- Hoenig JM** (1983) Empirical use of longevity data to estimate mortality rates. *Fishery Bulletin* **82**, 898–903.
- Holden MJ and Raitt DFS** (1975) Manual of Fisheries Science. Part 2 – Methods of Resource Investigation and their Application. *FAO Fisheries Technical Papers* **115**, 211 pp.
- Jennings S, Kaiser MJ and Reynolds JD** (2001) *Marine Fisheries Ecology*. Oxford: Blackwell Science.
- Jensen AL** (1996) Beverton and Holt life history invariants result from optimal trade-off of reproduction and survival. *Canadian Journal of Fisheries & Aquatic Sciences* **53**, 820–822.
- Jurado-Ruzafa A, Bartolomé A, Carrasco N and Duque-Nogal V** (2016) Length–weight relationships of the most caught small pelagic fish from the Canary Islands (NE Atlantic, Spain). *Vieraea* **44**, 107–116.
- Kenchington TJ** (2014) Natural mortality estimators for information-limited fisheries. *Fish and Fisheries* **15**, 533–562.
- King M** (2007) Stock structure and abundance. In *Fisheries Biology: Assessment and Management*. Oxford: Blackwell Publishing, pp. 172–238.
- Krzepkowski M** (1981) Growth characteristics of gilt sardine (*Sardinella aurita* Val., 1847) from Senegal. *Acta Ichthyologica et Piscatoria* **XI**, 27–38.
- Le Cren ED** (1951) The length–weight relationship and seasonal cycle in gonad weight and condition in the perch (*Perca fluviatilis*). *Journal of Animal Ecology* **20**, 201–219.
- Lévênez JJ** (1994) Synthèse bibliographique des connaissances sur la biologie de quelques espèces de poissons concernant le symposium. In Barry-Gérard M, Diouf T and Fontenau A (eds), *L'évaluation des ressources exploitables par la pêche artisanale sénégalaise*. Paris: ORSTOM, pp. 121–141.
- Maxim C and Maxim C** (1987–88) Évaluation du stock de sardinelle ronde (*Sardinella aurita*, Valenciennes 1874) sénégal-mauritanienne. *Cercetări Marine* **20/21**, 313–344.
- May AW** (1965) The validity of otolith ages of southern Grand Bank cod. *ICNAF Research Bulletin* **2**, 19–24.
- Mbaye BC, Brochier T, Echevin V, Lazar A, Lévy M, Mason E, Gaye AT and Machu E** (2015) Do *Sardinella aurita* spawning seasons match local retention patterns in the Senegalese–Mauritanian upwelling region? *Fisheries Oceanographie* **24**, 69–89.
- Mustac B and Sinovcic G** (2012) Inshore vs offshore length distribution of round sardinella (*Sardinella aurita*) in the middle eastern Adriatic Sea. *Acta Adriatica* **53**, 341–350.
- Navarro FP** (1932) Nuevos estudios sobre la alacha (*Sardinella aurita* C. & V.) de Baleares y de Canarias. *Instituto Español de Oceanografía. Notas y Resúmenes Serie II* **60**, 1–35.
- Ndiaye I, Sarr A, Faye A, Thiaw M, Diouf M, Ba K, Ndiaye W, Lazar N and Thiaw OT** (2018) Reproductive biology of round sardinella (*Sardinella aurita*) (Valenciennes, 1847) in Senegalese coastal waters. *Journal of Biology and Life Science* **9**, 31–45.
- Nelson GA** (2019) Fishmethods: Fishery Science Methods and Models. R package version 1.11-1. Available at <https://CRAN.R-project.org/package=fishmethods>.
- Panfili J, de Pontual H, Troadec H and Wright PJ** (eds) (2002) *Manual of Fish Sclerochronology*. Brest: IFREMER-IRD, Blackwell Science.
- Pauly D** (1984) *Fish Population Dynamics in Tropical Waters: A Manual for Use with Programmable Calculators*. Manila: ICLARM.
- Pauly D, Christensen V, Guénette S, Pitcher TJ, Sumaila UR, Walters CJ, Watson R and Zeller D** (2002) Towards sustainability in world fisheries. *Nature* **418**, 689–695.
- Pepin P** (1995) An analysis of the length–weight relationship of larval fish: limitations of the general allometric model. *Fishery Bulletin* **93**, 419–426.
- Petrakis G and Stergiou KI** (1995) Weight–length relationships for 33 fish species in Greek waters. *Fisheries Research* **21**, 465–469.
- Pham-Thouc JS** (1973) Biological characteristics of gilt sardine *Sardinella aurita* Cuv. et Val., 1847 from North West African Coast. *Acta Ichthyologica et Piscatoria* **3**, 19–37.
- Pope JA, Margetts AR, Hamley JM and Akyüz EF** (1983) Manual of methods for fish stock assessment. Part 3 – Selectivity of fishing gear. *FAO Fisheries Technical Papers* **41**, 56 pp.
- R Core Team** (2020) *R: A Language and Environment for Statistical Computing*. Vienna: R Foundation for Statistical Computing. Available at <https://www.R-project.org/>.
- Reynolds RW, Rayner NA, Smith TM, Stokes DC and Wang W** (2002) An improved in situ and satellite SST analysis for climate. *Journal of Climate* **15**, 1609–1625.
- Rikhter VA and Efanov VN** (1976) On one of the approaches to estimation of natural mortality of fish populations. *ICNAF Research Documents* **76/VI/8**, 12 pp.
- Rosignol M** (1955) Premières observations sur la biologie des sardinelles dans la région de pointe Noire (*Sardinella eba* Val. et *S. aurita* Val.). *Rapports et Procès-verbaux des Réunions. Conseil International pour l'Exploration de la Mer* **137**, 17–21.
- Roy C, Cury P, Fontana A and Belvéze H** (1989) Spatio-temporal reproductive strategies of the clupeoids in West African upwelling areas. *Aquatic Living Resources* **2**, 21–29.
- Salem M, El-Aiatt AA and Ameran M** (2010) Age, growth, mortality and exploitation rates of round sardinella, *Sardinella aurita* from the East Mediterranean Sea (North Sinai Coast). *Research Journal of Fisheries and Hydrobiology* **5**, 32–38.
- Samb B and Pauly D** (2000) On 'variability' as a sampling artefact: the case of *Sardinella* in north-western Africa. *Fish and Fisheries* **1**, 206–210.
- Tagliafico A, Walter González L and Eslava N** (2008) Growth and reproduction parameters for sardine *Sardinella aurita*, in southeast Isla Margarita, Venezuela. *Boletín de Investigaciones Marinas y Costeras* **37**, 45–54.
- Taylor CC** (1960) Temperature, growth, and mortality – the Pacific cockle. *ICES Journal of Marine Science* **26**, 117–124.
- ter Hofstede R and Dickey-Collas M** (2006) An investigation of seasonal and annual catches and discards of the Dutch pelagic freezer-trawlers in Mauritania, Northwest Africa. *Fisheries Research* **77**, 184–191.
- ter Hofstede R, Dickey-Collas M, Mantingh IT and Wagué A** (2007) The link between migration, the reproductive cycle and condition of *Sardinella aurita* off Mauritania, North-West Africa. *Journal of Fish Biology* **71**, 1293–1302.
- Thiaw M, Auger PA, Ngom F, Brochier T, Faye S, Diankha O and Brehmer P** (2017) Effect of environmental conditions on the seasonal and inter-annual variability of small pelagic fish abundance off North-West Africa: the case of both Senegalese sardinella. *Fisheries Oceanography* **26**, 583–601.
- Tsikliras A and Antonopoulou E** (2006) Reproductive biology of round sardinella (*Sardinella aurita*) in the north-eastern Mediterranean. *Scientia Marina* **70**, 281–290.
- Tsikliras A, Koutrakis E and Stergiou K** (2005) Age and growth of round sardinella (*Sardinella aurita*) in the northeastern Mediterranean. *Scientia Marina* **69**, 231–240.
- Via S and Lande R** (1985) Genotype–environment interaction and the evolution of phenotypic plasticity. *Evolution* **39**, 505–522.
- Wagué A and M'Bodj OB** (2002) Étude de quelques aspects de la reproduction chez la sardinelle ronde *Sardinella aurita* (Valenciennes, 1847) pêchée le long des côtes mauritanniennes. *Bulletin Scientifique de l'Institut Mauritanien de Recherches Océanographiques et des Pêches* **29**, 13–18.
- Wootton RJ** (1998) *Ecology of Teleost Fishes*, 2nd Edn. Amsterdam: Springer Netherlands.
- Zeeberg J, Corten A and de Graaf E** (2006) Bycatch and release of pelagic megafauna in industrial trawler fisheries off Northwest Africa. *Fisheries Research* **78**, 186–195.
- Zeeberg J, Corten A, Tjoe-Awie P, Coca J and Hamady B** (2008) Climate modulates the effects of *Sardinella aurita* fisheries off Northwest Africa. *Fisheries Research* **89**, 65–75.