




New and Exciting Titles!




Ticks
Biology, Disease and Control
Edited by
Alan S. Bowman and
Patricia A. Nuttall
\$150.00: Hb: 978-0-521-86761-0:
518 pp.




**Evolution
of the Insects**
David Grimaldi and
Michael S. Engel
\$90.00: Hb: 978-0-521-82149-0:
772 pp.




**Functional and
Evolutionary
Ecology of Fleas**
A Model for
Ecological Parasitology
Boris R. Krasnov
\$150.00: Hb: 978-0-521-88277-4:
610 pp.




**Integrated
Pest Management**
Concepts, Tactics, Strategies and Case Studies
Edited by
Edward B. Radcliffe,
William D. Hutchison,
Rafael E. Cancelado
\$160.00: Hb: 978-0-521-87595-0
\$70.00: Pb: 978-0-521-69931-0:
550 pp.




**Insect Diversity
Conservation**
Michael J. Samways
\$120.00: Hb: 978-0-521-78338-5
\$80.00: Pb: 978-0-521-78947-9:
354 pp.



Fourth Edition!
**Medical
Entomology
for Students**
Mike Service
\$60.00: Pb: 978-0-521-70928-6:
306 pp.



Mutualism
Ants and their Insect Partners
Bernhard Stadler and
Anthony F. G. Dixon
\$110.00: Hb: 978-0-521-86035-2:
248 pp.



**Plant-Provided
Food for
Carnivorous Insects**
A Protective Mutualism
and its Applications
Edited by F. L. Wäckers,
P. C. J. van Rijn, and
J. Bruin
\$155.00: Hb: 978-0-521-81941-1:
368 pp.

Prices subject to change.





Oryx

Published for Fauna & Flora International

Oryx

is available online at
journals.cambridge.org/orx

**To subscribe contact
Customer Services****in Cambridge:**

Phone +44 (0)1223 326070
Fax +44 (0)1223 325150
Email journals@cambridge.org

in New York:

Phone (845) 353 7500
Fax (845) 353 4141
Email
subscriptions_newyork@cambridge.org

Editor

Martin Fisher, Fauna & Flora International, UK

Oryx provides a comprehensive view of the conservation and status of fauna, flora and habitats, and of conservation policy and sustainable use. The journal publishes original, succinct and up-to-date papers on all aspects of biodiversity conservation, particularly material that has the potential to improve conservation management and that enhances understanding of conservation needs. Other sections of the journal include Briefly, for concise topical news reports, Grants and Opportunities, Letters, Meetings, and Conservation News.

Price information is available at
journals.cambridge.org/orx

Free email alerts

Keep up-to-date with new material –
sign up at journals.cambridge.org/register

For a free online sample visit
journals.cambridge.org/orx



CAMBRIDGE
UNIVERSITY PRESS



Journal of Helminthology

Journal of Helminthology

is available online at
journals.cambridge.org/jhl

**To subscribe contact
Customer Services****in Cambridge:**

Phone +44 (0)1223 326070
Fax +44 (0)1223 325150
Email journals@cambridge.org

in New York:

Phone (845) 353 7500
Fax (845) 353 4141
Email
subscriptions_newyork@cambridge.org

Editor

John Lewis, Royal Holloway, University of London, UK

Journal of Helminthology publishes original papers and review articles on all aspects of pure and applied helminthology, particularly those helminth parasites of environmental health, medical or veterinary importance. Research papers on helminths in wildlife hosts, including plant and insect parasites, are also published along with taxonomic papers contributing to the systematics of a group. The journal will be of interest to academics and researchers involved in the fields of human and veterinary parasitology, public health, microbiology, ecology and biochemistry.

**Price information is available at
journals.cambridge.org/jhl**

Free email alerts

Keep up-to-date with new material –
sign up at journals.cambridge.org/register


**For a free online sample visit
journals.cambridge.org/jhl**



**CAMBRIDGE
UNIVERSITY PRESS**

CAMBRIDGE

JOURNALS



Parasitology

Editor

L. H. Chappell, University of Aberdeen, UK
Robin B. Gasser, University of Melbourne, Australia
R. S. Phillips, University of Glasgow, UK

Parasitology

is available online at
journals.cambridge.org/par

To subscribe contact Customer Services

in Cambridge:

Phone +44 (0)1223 326070
Fax +44 (0)1223 325150
Email journals@cambridge.org

in New York:

Phone (845) 353 7500
Fax (845) 353 4141
Email
subscriptions_newyork@cambridge.org

Parasitology publishes original papers on all aspects of parasitology and host-parasite relationships, ranging from the latest discoveries in biochemical and molecular biology to ecology and epidemiology in the context of the medical, veterinary and biological sciences.

Two specially commissioned issues with important topics in parasitology, including the proceedings of the symposia of the British Society for Parasitology, are included in the annual subscription.

Price information is available at
journals.cambridge.org/par

Free email alerts

Keep up-to-date with new material –
sign up at journals.cambridge.org/register

For a free online sample visit
journals.cambridge.org/par



CAMBRIDGE
UNIVERSITY PRESS

NOTES FOR AUTHORS

Styles of Paper

Bulletin of Entomological Research publishes two types of paper:

- Full research papers
- Reviews

If the referees and editors judge a paper to be particularly significant then it will be fast-tracked for publication.

We also welcome 'Letters to the Editor' with comments on recently published papers.

Manuscript Preparation

Language

Manuscripts should be in English.

Manuscript content

Manuscripts should be prepared in Microsoft Word or similar according to the following structure:

- The text, divided under appropriate headings. Clearly differentiate between primary (bold, large font size), secondary (bold, text font size) and tertiary (italics) headings
- Acknowledgements (if any)
- References (for further information about presenting references please see below)
- Tables, either at the end of the manuscript or as separate files. Tables should be numbered consecutively with Arabic numerals and every table should be mentioned at least once in the text.
- Illustrations should be submitted as separate files in TIF or EPS format but captions should be listed at the end of the manuscript text.

Abstract

Each paper must commence with an accurate, informative abstract. It should not exceed 250 words. A short title should also be provided for use as a running head.

References

References must be based on the name and year system, give full journal titles and conform to the following styles:

Follett, P.A. & Roderick, G.K. (1996) Genetic estimates of dispersal ability in the leucaena psyllid predator *Curinus coeruleus* (Coleoptera: Coccinellidae): implications for biological control. *Bulletin of Entomological Research* **86**, 355–361.

Nevill, E.M., Kappmeier, K. & Venter, G.J. (1993) Tsetse fly research in Zululand. p. 81 in *Proceedings of the ninth Entomological Congress organized by the Entomological Society of Southern Africa, Johannesburg, 28 June–1 July 1993* Pretoria, Entomological Society of South Africa.

Wilson, M.D. & Post, R.J. (1994) Integration of morphometric, cytogenetic and molecular techniques: a case study of *Simulium damnosum* pp. 215–224 in Hawksworth, D.L. (Ed.) *The identification and characterization of pest organisms*. Wallingford, CAB International.

Please list papers by more than two authors, but with the same first author, by year sequence and alphabetically within each year. Citation of authors in the text should appear in the form: Polaszek (1996) or (Polaszek, 1996). Authors should be cited in chronological order as: (Blackman *et al.*, 1994; Roberts & Kumar, 1995).

Tables

Tables should be in a simple form and should not be used if text or illustrations give the same information. They can either be submitted as separate files (Microsoft Word or Excel) or embedded within the main manuscript file. Each table must have a clear and concise caption.

Illustrations

Illustrations should be submitted in TIF or EPS format at approximate final publication size. Resolution of artwork should be at the following minimum resolutions: Line artwork (black & white), 1200dpi; Combination, i.e. line/tone (greyscale), 800dpi; Black & White halftone (greyscale), 300dpi; and Colour halftone, 300dpi. Comprehensive guidance on creating suitable electronic figures is available at http://dx.sheridan.com/guidelines/digital_art.html where you will find extensive guidelines on preparing electronic figures. An online preflighting tool (<http://dx.sheridan.com/index.html>) is also available where you can check if your figures are suitable for reproduction. Captions should be listed at the end of the manuscript text.

Technical and Nomenclature Standards

All work should use SI units as standard.

Anatomical terms can be a mixture of the English vernacular and Latin, depending on current usage.

Manuscript Preparation

We kindly ask that you follow the instructions below when preparing your manuscript for submission. This will minimize the risk of errors being introduced during the publishing process.

- Use double-line spacing and ample margins (at least 2.5cm) on each side.
- Do not underline anything
- Use line numbers
- Do not indent the start of each paragraph
- Use italics for taxonomic nomenclature and bold for headings
- Use standard abbreviations (e.g. Fig. and Figs) and SI units
- Use British rather than American Spellings and 'z' rather than 's' spellings in words with 'ize'.

Voucher specimens

The deposition of voucher specimens should be considered where appropriate.

Manuscript Submission

All manuscripts should be submitted via our on-line system, Editorial Manager, at <http://www.editorialmanager.com/ber>. New users will need to register first.

Peer review

Communications for peer review will be by email as far as possible.

Authors are invited to suggest the names and contact details of at least two potential referees and are asked to provide keywords indicating the content of the manuscript. Please also give a brief description (no more than 50 words) of why the manuscript is an important contribution to entomology research.

Publication

Copyright

Authors will be supplied with an agreement to publish form, which must be completed and returned to the Publisher. Papers are accepted on the understanding that the work has been submitted exclusively to the *Bulletin* and has not been previously published elsewhere.

Proofs

Authors will receive a PDF file of page proofs by email, and will be asked to return corrected proofs within 72 hours.

Offprints

The author (or main author) of an accepted paper will receive a free PDF of their paper. Paper offprints are available for a fee and should be ordered at proof stage.

Research Papers

- L. Leniaud, A. Pichon, P. Uva and A.-G. Bagnères**
Unicoloniality in *Reticulitermes urbis*: a novel feature in a potentially invasive termite species 1
- T. Nobre, L. Nunes and D.E. Bignell**
Survey of subterranean termites (Isoptera: Rhinotermitidae) in a managed silvicultural plantation in Portugal, using a line-intersection method (LIS) 11
- S. Van Pottelberge, T. Van Leeuwen, R. Nauen and L. Tirry**
Resistance mechanisms to mitochondrial electron transport inhibitors in a field-collected strain of *Tetranychus urticae* Koch (Acari: Tetranychidae) 23
- A. Skoracka**
Quackgrass- and ryegrass-adapted populations of the cereal rust mite, *Abacarus hystrix* (Acari: Eriophyidae), differ in their potential for wheat, *Triticum aestivum*, colonization 33
- L.L. Koekemoer, E.A. Misiani, R.H. Hunt, R.J. Kent, D.E. Norris and M. Coetzee**
Cryptic species within *Anopheles longipalpis* from southern Africa and phylogenetic comparison with members of the *An. funestus* group 41
- P.B. Edwards, R.J. Adair, R.H. Holtkamp, W.J. Wanjura, A.S. Bruzese and R.I. Forrester**
Impact of the biological control agent *Mesoclanis polana* (Tephritidae) on bitou bush (*Chrysanthemoides monilifera* subsp. *rotundata*) in eastern Australia 51
- N.N. Gómez, R.C. Venette, J.R. Gould and D.F. Winograd**
A unified degree day model describes survivorship of *Copitarsia corruda* Pogue & Simmons (Lepidoptera: Noctuidae) at different constant temperatures 65
- A. Heisswolf, T. Klemola, T. Andersson and K. Ruohomäki**
Shifting body weight-fecundity relationship in a capital breeder: maternal effects on egg numbers of the autumnal moth under field conditions 73
- J.D. Lozier, G.K. Roderick and N.J. Mills**
Molecular markers reveal strong geographic, but not host associated, genetic differentiation in *Aphidius transcaspicus*, a parasitoid of the aphid genus *Hyalopterus* 83
- B. Lavandero, M. Miranda, C.C. Ramírez and E. Fuentes-Contreras**
Landscape composition modulates population genetic structure of *Eriosoma lanigerum* (Hausmann) on *Malus domestica* Borkh in central Chile 97