

The Journal of Laryngology and Otology

EDITED BY
WALTER HOWARTH

WITH THE ASSISTANCE OF
V. E. NEGUS AND F. W. WATKYN-THOMAS


Contents

| | |
|---|--|
| THE OPERATIVE TREATMENT OF FACIAL PALSY WITH OBSERVATIONS ON THE PREPARED NERVE GRAFT AND ON FACIAL SPASM | SIR CHARLES BALLANCE |
| MALIGNANT DISEASE OF THE LARYNX AND PHARYNX. (Second communication) | A. ZUPPINGER and R. STEWART-HARRISON |
| LIPOMA OF THE LARYNX—INTRINSIC IN ORIGIN | HERBERT S. BIRKETT |
| CLINICAL RECORD— | |
| A CASE OF PHARYNGEAL DIVERTICULUM FOLLOW- ING MALIGNANT STRICTURE OF THE ŒSOPHAGUS | E. J. GILROY GLASS |
| SOCIETIES' PROCEEDINGS— | |
| ROYAL SOCIETY OF MEDICINE—SECTION OF OTOTOLOGY AND SECTION OF LARYNGOLOGY | |
| ABSTRACTS— | |
| THE EAR | THE LARYNX |
| THE NOSE AND ACCESSORY SINUSES | THE ŒSOPHAGUS AND ENDOSCOPY MISCELLANEOUS |
| LETTERS TO THE EDITOR | GENERAL NOTES |

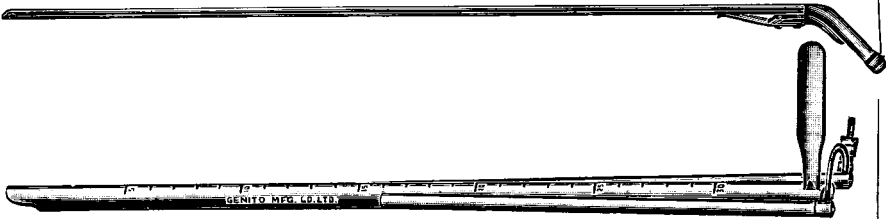
London
Headley Brothers
109 Kingsway, W.C.2

Monthly, 4/- net post free

Annual Subscription, 40/- net



**NEGUS' ENDOSCOPIC TABLE
WITH SUCTION PUMP**



Oesophagoscope with detachable Suction Tube and Proximal
Lighting as designed for V. E. NEGUS, M.S., F.R.C.S.

Obtainable in 4 sizes

MADE BY

THE GENITO-URINARY MFG. CO. LTD.

28a DEVONSHIRE STREET, LONDON, W.1

Telephone:
WELBECK 3520, 3529


Telegrams:
CYSTOSCOPE, WESDO, LONDON

Please mention *The Journal of Laryngology* when replying to advertisements

GUY'S SILENT SUCTION APPARATUS

as made for

WM. MAYHEW MOLLISON, C.B.E., F.R.C.S.

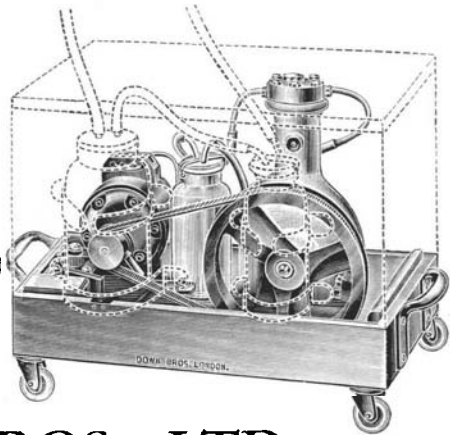


“An efficient *silent* suction apparatus is essential in many throat investigations and operations and indeed is used for many operations on other parts of the body.

“The above illustration shows an Electric Suction Apparatus which can rightly claim to be more efficient than the apparatus generally in use. The suction is continuous and so powerful that clots of blood and the most tenacious mucus are quickly removed. The apparatus is quiet and can easily be moved about the operation theatre and from one theatre to another. It is possible to use it for intra-tracheal

insufflation at the same time as suction since the pump delivers sixty litres of air per minute. The valves in the cylinder head are strong and specially designed for silence in operation and the sump of the machine carries enough oil for six months' continuous use; this ensures efficiency with the minimum of attention. The entire unit is mounted in a robust mahogany case which is fitted with four rubber-tyred castors. On the side of the case two large screw necked bottles are mounted. These bottles are the commercial “Kilner” type and can therefore be replaced with the minimum of expense. Blood and other fluids are removed from the operating field by the suction plant and find their way into the big bottle. The second bottle is a safety trap in the unlikely event of the first bottle becoming full at a moment when it is inconvenient to change it.

“There are no resistances to regulate the speed and in order to use the apparatus it is only necessary to connect it to the main electrical supply.” The makers are Down Bros., Ltd., London.



DOWN BROS., LTD.

21 & 23 ST. THOMAS'S STREET, LONDON, S.E.1

(Opposite Guy's Hospital)

and at 22a CAVENDISH SQUARE, LONDON, W.

Telephone : MAYFAIR 0406

Please mention *The Journal of Laryngology* when replying to advertisements

DeVilbiss

AEROL ATOMIZER COMBINATION No. 100

| | |
|--------------------------|-----|
| Price of Complete Outfit | 6/- |
| 2 oz. refills | 2/6 |
| 1 oz. refills | 1/9 |



This highly efficient DeVILBISS Outfit meets the demand for a dependable nose and throat Atomizer already filled with an approved solution. It forms a convenient prescription in cases of common colds, influenza, catarrh, sore throats and hay-fever.

The Aerol Compound in this Atomizer contains Camphor-Menthol, Oil Pine Needles, Oil Cinnamon, Oil Thuja Occidentalis, Chlorbutol and Neutral Hydrocarbon Oil.

Obtainable from all chemists or from the Sole Distributors in the United Kingdom.

**AEROGRAPH COMPANY
LIMITED**

43 Holborn Viaduct, London, E.C.1

CV8-88

Mail Your Order Now!

PROBLEMS OF THE DEAF

By **MAX A. GOLDSTEIN, M.D., F.A.C.S.**

610 Pages—273 Illustrations—Leather Bound

\$6.00 Postage prepaid

An unusual, authoritative and comprehensive volume of XIX chapters, covering every phase of work with the Deaf, Deafened and Speech Defective, by an otologist and teacher of 40 years' experience, including :

Chronological History of Deafness—Anatomy and Physiology—Mechanics of Speech—Speech Defects—Cerebral Localization—Hearing Tests—Methods of Instruction—The Acoustic Method—Training of Teachers—The Deaf Child—Hard-of-Hearing Child—Physician and Deaf Child—Parent of Deaf Child—Deafened Adult—Hearing Aids—Schools for the Deaf—Quacks and Quackeries—Research.

Published by **THE LARYNGOSCOPE PRESS**

912 South Kingshighway

ST. LOUIS, MO.

Please mention *The Journal of Laryngology* when replying to advertisements

JUST PUBLISHED.

With 1 coloured plate and 40 text illustrations. 2 Tables. Med. 8vo. 10/6 net.
Postage 6d.

**MODERN ADVANCES
IN DISEASES OF THE THROAT**

By **ARTHUR MILLER**, F.R.C.S. (Edin.), D.L.O.,
Surgeon for Diseases of the Ear, Nose and Throat, French Hospital, London.

With 199 Illustrations (5 coloured). Demy 8vo. 25s. net. Postage 9d.

THE PRINCIPLES AND PRACTICE OF OTOLOGY

BY
F. W. WATKYN-THOMAS, F.R.C.S., and **A. LOWNDES YATES**, M.C., M.D.,
B.Ch.Camb., Surgeon, Central London Throat, Nose and Ear Hospital, etc. F.R.C.S., Hon. Assistant Surgeon, Central London Throat, Nose and Ear Hospital, etc.

"... a new book and a modern book... a tribute to the knowledge and energy of the authors... no otologist can afford to leave this work unread."—JOURNAL OF LARYNGOLOGY AND OTOLOGY.

"... contains a most valuable account of recent research in otology and provides a rich and abundant feast for the thoughtful."—BRITISH MEDICAL JOURNAL.

** *Complete Catalogue post free on application.*

London : **H. K. LEWIS & CO. LTD.**, 136 Gower Street, W.C.1

INDEX

to the **Journal of Laryngology & Otology**

VOLUMES XXXVI—XLV

1921—1930

INVALUABLE FOR REFERENCE

Copies are now available and will be sent on receipt of remittance,
value Ten Shillings.

Also back numbers as far as available from the commencement
of the Journal in 1887, may be obtained from the Publishers

HEADLEY BROTHERS, 109 KINGSWAY, LONDON, W.C.2

Please mention *The Journal of Laryngology* when replying to advertisements

TONSILLITIS • LARYNGITIS PHARYNGITIS

ACUTE affections of the pharynx and larynx are responsive to treatment with Antiphlogistine Dressing.

When applied from ear to ear as hot as can be comfortably borne, its anodyne and analgesic actions serve to relieve the congestion and local discomfort.

It is a most satisfactory therapeutic measure for the treatment of those conditions where the application and maintenance of prolonged moist heat is indicated.

Samples and literature on request

ANTIPHLOGISTINE

BRAND DRESSING

MADE IN ENGLAND

THE DENVER CHEMICAL MFG. COMPANY

41 St. Ann's Road, London, E.3

Please mention *The Journal of Laryngology* when replying to advertisements

Announcing the New
ILFORD
FLUORAZURE
INTENSIFYING SCREENS
(Levy-West)

Ilford Limited have pleasure in announcing the introduction of a new type of Intensifying Screen. This new screen possesses important advantages over Calcium Tungstate screens chiefly on account of its higher intensity of fluorescence. The Ilford Fluorazure screen is free from actinic after-glow, is very flexible and easily washable.

A brochure giving full particulars will be sent on application to

ILFORD LIMITED
ILFORD LONDON



Please mention *The Journal of Laryngology* when replying to advertisements

ABSCCESS OF THE BRAIN

ITS PATHOLOGY, DIAGNOSIS AND TREATMENT

By **E. MILES ATKINSON**, M.B., B.S.(Lond.), F.R.C.S.(Eng.)

Jacksonian Prize Essayist, 1926; Hunterian Professor, R.C.S., 1927-28.

THE MEDICAL TIMES :

“This is a most valuable monograph The author is a master of his subject, and has spared no pains to impart his knowledge clearly and precisely to his readers. It must be a long time before such a classic as this is presented to the medical profession.”

NURSING TIMES :

It is certainly a most skilful piece of work He deals with the pathology, diagnosis and treatment of this condition in a manner which no one has succeeded in doing just quite so well before.”

THE PRACTITIONER :

“The book should be read with interest and profit by general practitioners as well as by surgeons.”

Illustrated with 8 colour plates, 25 photographs, 12 drawings. Large Demy 8vo. 21s. net.

MEDICAL PUBLICATIONS LTD., 25 SOHO SQUARE, LONDON, W.1

THIRD EDITION.

FULLY REVISED AND ENLARGED.

Demy 8vo, 490 pp. 250 Text Illustrations and 19 plates (of which 8 are in colour). 20s. net, postage 9d.

DISEASES OF THE NOSE, THROAT AND EAR

For Practitioners and Students

Edited by **A. LOGAN TURNER, M.D., LL.D., F.R.C.S.E.**

Consulting Surgeon, Ear and Throat Department, Royal Infirmary, Edinburgh

With the collaboration of

J. S. FRASER, M.B., F.R.C.S., W. T. GARDINER, M.C., M.B., F.R.C.S., J. D. LITHGOW, M.B., F.R.C.S., G. EWART MARTIN, M.B., F.R.C.S., and DOUGLAS GUTHRIE, M.D., F.R.C.S.

“There is no other book which includes laryngology and otology with such success. . . . The present edition should surpass the previous issues in popularity.”—*British Medical Journal.*

Bristol: John Wright & Sons Ltd. New Illustrated Catalogue free. London: Simpkin Marshall Ltd.

ROGERS' STANDARD SPRAYS

HAVE A

WORLD-WIDE REPUTATION

For Efficiency & Reliability

They are made in many forms, scientifically designed for

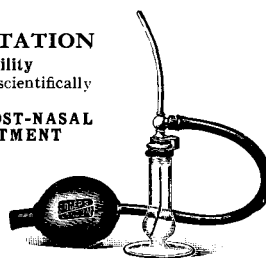
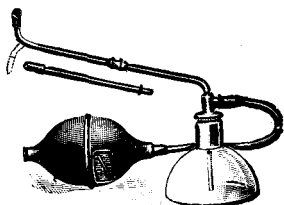
NASAL, PHARYNGEAL, POST-NASAL and LARYNGEAL TREATMENT

Particulars gladly supplied on request

Sole Manufacturer—

FRANK A. ROGERS (LATE OF OXFORD ST.)

1 Beaumont Street, London, W.1



Please mention *The Journal of Laryngology* when replying to advertisements

The Journal of Laryngology and Otology

(Founded in 1887 by MORELL MACKENZIE and NORRIS WOLFENDEN)

EDITED BY

WALTER HOWARTH

ASSISTED BY

V. E. NEGUS AND F. W. WATKYN-THOMAS

1. Original Articles are accepted on the condition that they have not been published elsewhere.
2. Manuscripts should be typewritten, on one side only of the paper, and well spaced.
3. Galley proofs and engraver's proofs of illustrations are sent to the author. Corrections, which should be kept to a minimum, must be clearly marked and no additional matter added.
4. Orders for reprints should be sent when returning galley proofs, and for this purpose special forms are supplied, on which the price of the reprints is stated.
5. Authors of Original Communications on Oto-Laryngology in other Journals are invited to send a copy, or two reprints, to the *Journal of Laryngology*. If they are willing, at the same time, to submit their own abstract (in English, French, Italian, or German) it will be welcomed.
6. Editorial Communications may be addressed to THE EDITOR, *Journal of Laryngology*, c/o HEADLEY BROTHERS, 109 Kingsway, London, W.C.2.
7. The Annual Subscription commencing with the January issue is Two Pounds sterling, post free, and is payable in advance.
8. Single copies, both of the present and the previous series, are on sale at Four Shillings each.
9. All Subscriptions, advertising and business communications should be sent to the Publishers, HEADLEY BROTHERS, 109 Kingsway, London, W.C.2.

United States of America

Orders for this Journal, for single parts or yearly subscriptions, may be sent either through a local bookseller, or to Messrs. G. E. STECHERT & CO., 31-33 East 10th Street, New York.

Please mention *The Journal of Laryngology* when replying to advertisements

BINDING

Journal of Laryngology & Otology

Subscribers wishing to have their Journals bound can do so by sending them to the Publishers.

Volumes are strongly bound in whole dark blue buckram cases, with gilt tops and gold lettering on spine. The cost of binding is 8s. 6d. per volume including postage.

Any missing parts can be supplied at 4s. each, or the whole volume, complete in the above binding, for 45s. 6d.

Publishers' cases can be supplied for 3s. 6d.

HEADLEY BROTHERS, 109 KINGSWAY, LONDON, W.C.2

BACK NUMBERS OF

Journal of Laryngology & Otology

Back numbers of most issues of this Journal since 1900 can be obtained from Headley Brothers, 109 Kingsway, London, W.C.2. The following, however, are out of print, and no stock is at present available:

| | |
|---------------------------|---|
| 1902. February. | 1921. January to June. |
| 1914. August. | 1924. January to March, July to December. |
| 1920. January and August. | 1931. October. |

If any subscribers have any of these copies which they do not need, it would be greatly appreciated if they would return them to the Publishers who will refund the full published price.

HEADLEY BROTHERS, 109 KINGSWAY, LONDON, W.C.2

For Advertisement space in this Journal and all matters with regard to subscriptions, write to:

HEADLEY BROTHERS, 109 Kingsway, London, W.C.2

Please mention *The Journal of Laryngology* when replying to advertisements

CENTRAL LONDON
THROAT, NOSE AND EAR HOSPITAL
GRAY'S INN ROAD
 (Near King's Cross Stations)

DAILY CLINICS. LECTURES ON FRIDAYS, 4 p.m.
 OVER 11,000 NEW PATIENTS YEARLY. 50,000 ATTENDANCES.
 IN-PATIENT DEPARTMENT (Hospital and Recovery Home), 104 BEDS. In-Patient
 Operations Daily.
 SPECIAL INTENSIVE COURSE OF LECTURES AND DEMONSTRATIONS
 (including Operative Surgery Course; Anatomy and Physiology Class, Peroral Endoscopy Class
 and Pathology Class, especially suitable for D.L.O. Students), twice yearly—May and October.
 COURSES IN METHODS OF EXAMINATION AND DIAGNOSIS at frequent intervals.

SURGEONS

Mr. HAROLD KISCH Mr. C. GILL-CAREY
 Mr. ARCHER RYLAND Mr. J. D. MCLAGGAN
 Mr. F. W. WATKYN-THOMAS Mr. W. A. MILL

ASSISTANT SURGEONS

Mr. A. LOWNDES YATES, Mr. N. ASHERSON, Mr. W. G. SCOTT-BROWN

CLINICAL ASSISTANTS

Are appointed from among those duly qualified gentlemen who have been enrolled as Post-
 Graduate Students of the Hospital.

FEES

For attendance on the practice of the Hospital—
 Three months 5 guineas | Six months 8 guineas

Special Intensive Course—

Clinical Course, £5 5s., Operative Surgery, £7 7s., Endoscopy, £6 6s., Pathology, £5 5s.

Further particulars on application to

J. D. MCLAGGAN, M.A., F.R.C.S., *Dean.*

JOHN H. YOUNG, *Secretary-Superintendent*

THE GOLDEN SQUARE
THROAT, NOSE AND EAR HOSPITAL
 Near Piccadilly Circus
LONDON, W.1

HONORARY MEDICAL STAFF

SURGEONS: Mr. Lionel Colledge; Mr. Gilbert Chubb; Mr. F. Cunliffe Ormerod; Mr. A. R. Dingley;
 Mr. Gilbert H. Howells; Mr. J. F. Simpson.

ASSISTANT SURGEONS: Mr. J. C. Hogg; Mr. J. Roydon Peacock; Mr. J. P. Monkhouse.

Physicians: Dr. C. E. Lakin; Dr. H. C. H. Bull,

Neurologist: Dr. L. R. Yealland.

OPHTHALMOLOGIST: Mr. M. S. Mayou.

GENERAL SURGEON: Mr. J. B. Hunter.

DENTAL SURGEON: Mr. B. Mendleson.

RADIOLOGIST: Dr. Hope.

ANÆSTHETISTS: Dr. G. I. Moriarty; Dr. A. W. Matthew; Dr. S. Coffin; Dr. J. H. T. Challis;
 Dr. F. Longhurst; Dr. D. Lewis; Dr. G. Hochschild; Dr. G. Edwards; Dr. Blair Gould.

The Hospital has 100 Beds for In-patients and an annual Out-patient attendance of over 60,000.

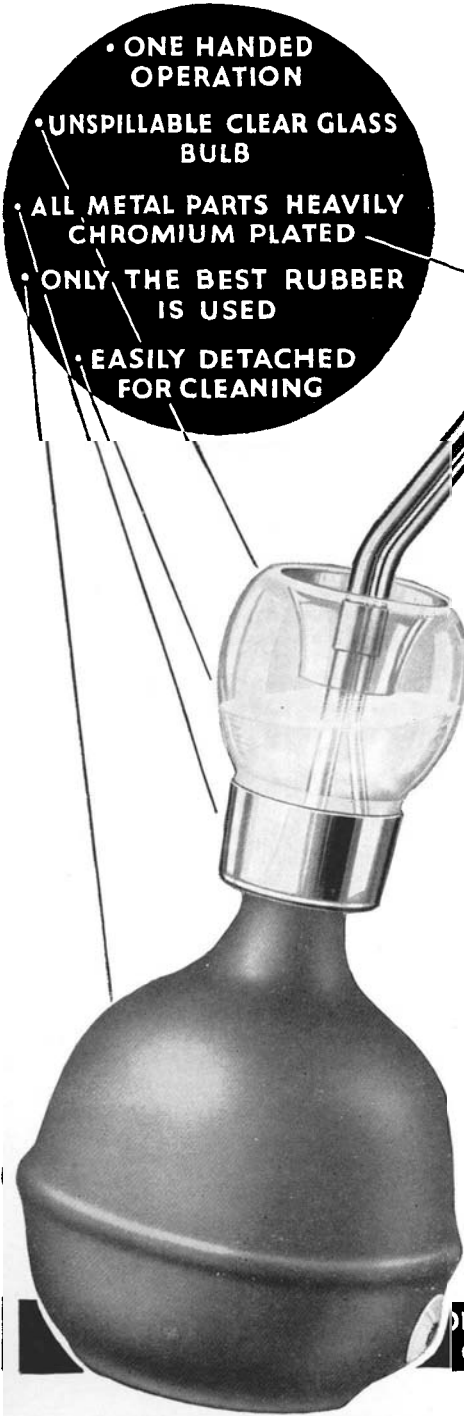
CLINICAL INSTRUCTION

Clinical instruction in the Diagnosis and Treatment of Diseases of the Ear, Nose and Throat is given in
 the Out-patient Department from 2 to 5 p.m. daily, and on Tuesdays and Thursdays from 6 to 9 p.m. also.
 Major operations are performed every morning and afternoon, except Saturdays, in the In-patient Operating
 Theatres. Minor operations are performed in the Out-patient Operating Theatre on three mornings a
 week.

Practitioners and Medical Students are admitted to the practice of the Hospital as Post-Graduates.
 Clinical Assistants, whose duty it is to assist the staff, are appointed as vacancies occur.

For further information apply to the Dean: GILBERT H. HOWELLS.

Please mention *The Journal of Laryngology* when replying to advertisements



TYPE 'N'
46

ACTUAL
SIZE

THE
"MILLETT"
ATOMISER

If you have been reluctant about using an Atomiser in the past because of the obvious disadvantages (awkwardness in use, difficulty of cleaning the containers, etc.), or if you hesitated to recommend them owing to their high cost . . . Study the Millett. Glance at the illustration, note its most important features, and its advantages should be sufficiently obvious without further comment, except perhaps to state that, as with all Millett products, atomisation is as complete for the heavy viscid oils as the more volatile aqueous solutions.

Model "N" (as illustrated) is specially designed for treatment of the nose and throat. Model "U" is for more general and nasal use, and generously priced at 2s. 6d. Model "G" specially designed for Gynecological treatment at 7s. 6d.

Atomisers
LIMITED

*Proprietors of the Millett Atomisers Patents
Makers of fine Sprayers and Atomisers*

13 GT. PULTENEY STREET
LONDON, W.1

Telephone: GERRARD 1054

**OBTAINABLE FROM ALL HIGH-CLASS
CHEMISTS INCLUDING BOOTS**

Please mention *The Journal of Laryngology* when replying to advertisements

CONTENTS

| | PAGE |
|---|------|
| THE OPERATIVE TREATMENT OF FACIAL PALSY WITH OBSERVATIONS ON THE PREPARED NERVE GRAFT AND ON FACIAL SPASM. Sir Charles Ballance, London | 709 |
| MALIGNANT DISEASE OF THE LARYNX AND PHARYNX. (Second Communication.) A. Zuppinger and R. Stewart- Harrison, Zürich | 720 |
| LIPOMA OF THE LARYNX—INTRINSIC IN ORIGIN. Herbert S. Birkett, Montreal | 733 |
| CLINICAL RECORD— | |
| A Case of Pharyngeal Diverticulum following Malignant Stricture of the Œsophagus. E. J. Gilroy Glass, Nottingham | 741 |
| SOCIETIES' PROCEEDINGS— | |
| Royal Society of Medicine—Section of Otology and Section of Laryngology | 743 |
| ABSTRACTS— | |
| The Ear | 759 |
| The Nose and Accessory Sinuses | 767 |
| The Larynx | 770 |
| The Œsophagus and Endoscopy | 774 |
| Miscellaneous | 775 |
| LETTERS TO THE EDITOR | 778 |
| GENERAL NOTES | 780 |