

The Journal of Laryngology and Otology

EDITED BY
SIR GEOFFREY BATEMAN

ASSISTANT EDITOR
LIONEL TAYLOR

1
m

Contents

m

/The role of surgery in the management of carcinoma of the larynx	DOUGLAS P. BRYCE	669
Tumours of the nose and sinuses: A clinico-pathological study	G. BUCHANAN and G. SLAVIN	685
Metastatic tumour of the inner ear: A histopathological report	TOMOYUKI HOSHINO, FUMIHISA HIRAIDE and YASUYA NOMURA	697
An approach to palatopharyngeal incompetence	P. GHOSH, N. JAMWAL and R. DALJIT	709
Oxygen treatment of inner ear disorders	E. P. GAUDIN	721
•/The effect of disodium cromoglycate in perennial rhinitis	I. HOPPER and J. P. DAWSON	725
/The effect of disodium cromoglycate on nasal polyp symptoms	R. DONOVAN and RUMY KAPADIA	731
Clinical records—		
Chondrosarcoma of maxilla	B. S. GREWAL, A. NIROLA and S. P. LUMBA	741
Tuberculosis of maxillary sinus	G. K. SHUKLA, D. DAYAL and D. K. CHABRA	747
Pigmented epulis of infancy	H. M. CAMERON and J. A. S. CARRUTH	755
Primary tracheoscleroma	D. L. CHHANGANI and S. C. PANDHI	761
A case of symptomless lympho-sarcoma of the oropharynx	S. B. TALUKDER	769
General notes		771

Headley Brothers Ltd

Ashford, Kent

The Journal of Laryngology and Otology

(FOUNDED in 1887 by MORELL MACKENZIE and NORRIS WOLFENDEN)

EDITED BY
SIR GEOFFREY BATEMAN

ASSISTANT EDITOR
LIONEL TAYLOR

1. Original articles which have not been published elsewhere are invited and should be sent to the Editor. They are considered for publication on the understanding that they are contributed to this *Journal* solely. Reproduction elsewhere, in whole or in part, is not permitted without the previous written consent of the Author and Editor and the customary acknowledgement must be made.

2. Manuscripts should be typewritten, on one side only of the paper, and well spaced. Captions to illustrations should be typed on a separate sheet and sent at the same time as original photographs, etc.

The Harvard system of recording references should be used, e.g. GRBBN, C, and BROWN, D. (1951). *Journal of Laryngology and Otology*, 61, 35. The titles of all Journals should be given without abbreviation.

It is most important that authors should verify personally the accuracy of every reference before submitting a paper for publication.

3. Galley proofs and engraver's proofs of illustrations are sent to the author. Corrections, which should be kept to a minimum, must be clearly marked, and no extra matter added. Proofs should be returned within 5 days.

4. Illustration blocks will normally be held by the Printers for three years, after which they will be destroyed. Any author is entitled to have these returned to him, but a request for this must be sent within three years of the appearance of the article, to HEADLEY BROTHERS LTD., The Invicta Press, Ashford, Kent. Coloured illustrations will be charged to authors, unless a special grant is authorized by the Editor.

j. Orders for reprints must be sent when returning galley proofs, and for this purpose special forms are supplied.

6. Editorial communications may be addressed to THE EDITOR, *Journal of Laryngology and Otology*, c/o HEADLEY BROTHERS LTD., The Invicta Press, Ashford, Kent.

7. The annual subscription is £8 (eight pounds sterling) post free) U.S.A. \$23 post free and payable in advance.

8. Single copies of current or back numbers (when available) will be on sale at £1 (including postage) each.

o. All subscriptions, advertising and business communications should be sent to the publishers, or subscription agents.


HEADLEY BROTHERS LTD.

The Invicta Press, ASHFORD, Kent.

©*Journal of Laryngology and Otology Ltd.*, 1972

AMPLIVOX 84

The successor to
the world's most widely used
clinical Audiometer.



Take a look at all the advantages you get
with this superb audiometer.

- Pure tone at eleven frequencies—now including 750 Hz
- Bone conduction at eight frequencies
- Narrow band masking via insert and headphones
Automatic presentation
- ISO specification
- Trimpot calibration
- Continuously variable second channel for ABLB
(Fowler) recruitment test
- Tone decay test
- Illuminated patient's signal

PLUS Calibrated speech audiometry via microphone or tape.

Write now for illustrated brochure to :

AMPLIVOX HEARING CONSERVATION LTD

Beresford Avenue, Wembley, Middx. HAO 1RU. Phone : 01-902 8991

Oto-, Rhino-, Laryngology

*Important, up-to-date, and scientifically accurate abstracts
of reports from the world's biomedical literature dealing with*

Oto-, Rhino-, Laryngology

are brought to your desk in this monthly publication.

First published in 1948,

Oto-, Rhino-, Laryngology currently contains some 4,750 abstracts each year.

MAIN CHAPTER HEADINGS

- | | |
|------------------------------------|--------------------------------------|
| 1. SKULL | 16. NASOPHARYNX |
| 2. FACE AND LIPS | 17. NASAL SINUSES |
| 3. MOUTH | 18. EXTERNAL EAR |
| 4. TONGUE | 19. MIDDLE EAR |
| 5. SALIVARY GLANDS | 20. INTERNAL EAR |
| 6. NECK | 21. OTOSCLEROSIS |
| 7. PHARYNX | 22. MENIERE DISEASE |
| 8. ESOPHAGUS | 23. FACIAL NERVE |
| 9. LARYNX | 24. VESTIBULAR SYSTEM |
| 10. TRACHEA | 25. CEREBELLOPONTINE
ANGLE TUMORS |
| 11. BRONCHI, LUNGS,
MEDIASTINUM | 26. HEARING |
| 12. OLFACTORY SYSTEM | 27. SPEECH |
| 13. EXTERNAL NOSE | 28. PHONiatrics |
| 14. NASAL CAVITY | 29. ANESTHESIA |
| 15. NASAL SEPTUM | |

Specimen copies are available on request.

Annual Subscription Rate:

U.S. \$50.00/£20.95. Sterling/Dfl. 180,00

EXCERPTA MEDICA

Herengracht 119-123, Amsterdam, The Netherlands

Please mention *The Journal of Laryngology and Otology* when replying to advertisements



THE NEW ACOUSTIC IMPEDANCE METER

PETERS

Audiometers and Sound Proof
Rooms for clinics, hospitals, schools and
factories all over the world

Literature and further information from:

PETERS

Head Office: 55 Clarkehouse Road,
Sheffield S10 2LE Telephone 0742 64434

Regional Sales and Service Centres

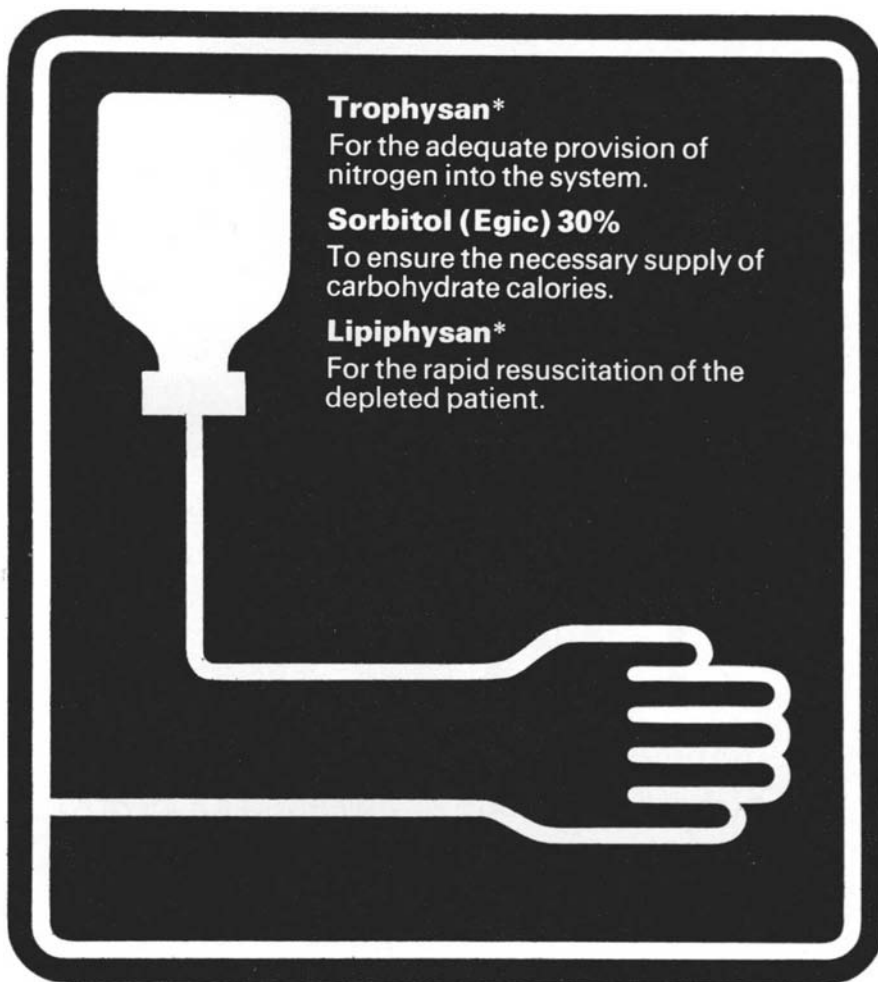
London: 45 New Cavendish Street,
London W1 Telephone 01-935 2604

South West England: 7 St. Augustine's Parade,
Bristol BS1 4 HX Telephone 0272 20737

Please mention *The Journal of Laryngology and Otology* when replying to advertisements

Parenteral nutrition in thoracic surgery

When diseases such as oesophageal carcinoma or cancer of the lungs or bronchi require surgical intervention the patient may often be severely debilitated. Inability or unwillingness to accept oral feeding means that parenteral nutrition must be used both before and after surgery. By this technique metabolic equilibrium is restored, the more rapid healing of wounds ensured, and resistance to secondary infection increased. All is made more certain by the use of SERVIER parenteral nutritional solutions.



Where nutritional deficiency is the problem Servier has the solution



For full information and literature write to:

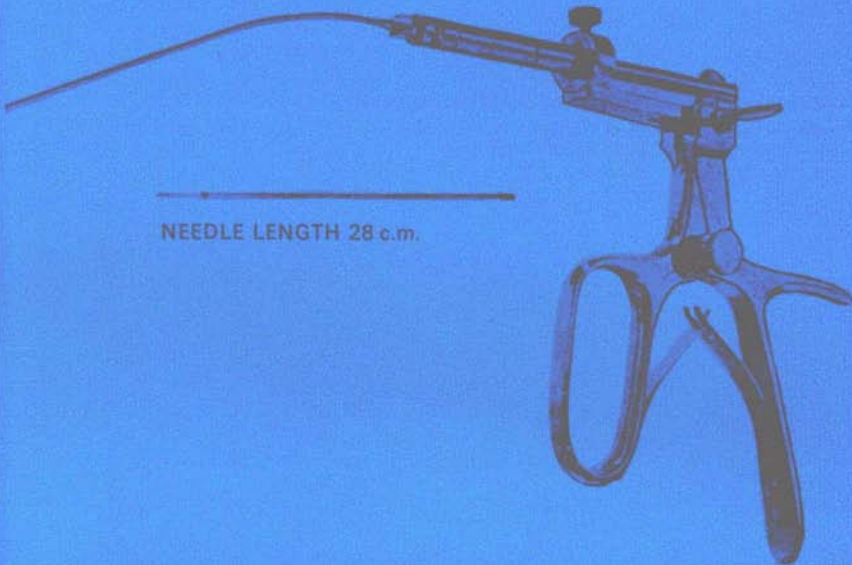
S.558.2

Servier Laboratories Limited
Percival House, Pinner Road, Harrow, Middlesex HA1 4HQ.

*Trade Mark

TEFLON PASTE INJECTION SYRINGE

BY P. McKELVIE F.R.C.S., D.L.O.



NEEDLE LENGTH 28 c.m.

The Teflon Paste Syringe was developed to overcome the difficulties experienced with other types of Laryngeal Injection Syringes which were difficult to use and fill, due to the resistance of the Teflon Paste.

DOWN BROS AND MAYER & PHELPS LIMITED
CHURCH PATH MITCHAM SURREY ENGLAND



FOR THE RIGHT ANSWER WHEN YOU NEED IT



- **OTITIS MEDIA: Proceedings of the National Conference, Callier Hearing and Speech Center, Dallas, Texas, edited by Aram Glorig, Callier Hearing and Speech Center, Dallas, and Kenneth S. Gerwin, Georgetown Univ. School of Medicine, Washington, D.C. (42 Contributors).** Updates the present knowledge of otitis media with specific recommendations on important aspects of the problem. '72, 328 pp. (6½ × 9½), 101 il. (29 in full color), 33 tables, \$14.00 ISBN 0-398-02294-1.
- **FUNDAMENTALS OF EAR TOMOGRAPHY** edited by Jorgen Jensen and Hans Roving. Foreword by Gregers Thomsen. (12 Contributors). Covers all fields from the theory of tomography of the ear over the normal roentgenologic anatomy of the temporal bone to any pathologic change within the middle and inner ear supplemented by clinical aspects of various diseases. Helpful illustrations and drawings are included. '71, 236 pp. (6½ × 9½), 272 il., 4 tables, \$19.00 ISBN 0-398-00926-0.
- **ASSESSMENT OF AIRBORNE PARTICLES: Fundamentals, Applications, and Implications to Inhalation Toxicity** edited by Thomas T. Mercer, Paul E. Morrow and Werner Stober, all of The Univ. of Rochester, New York. (26 Contributors.) Included are current findings on aerosol fundamentals, production, measurement, size analysis and shape factors, disposition of inhaled aerosols, and assessment of hazardous aerosols. '72, 560 pp. (6½ × 9½), 232 il., 58 tables, \$32.75 ISBN 0-398-02360-3.
- **ANESTHESIA: In Otolaryngology and Ophthalmology** by John C. Snow, Boston Univ. School of Medicine. Foreword by Benjamin Kripke. Includes topics on the establishment and maintenance of a clear airway, unobstructed access to the surgical field, the use of nonflammable anesthetic agents, muscular relaxation, maintenance of intraocular pressure at various levels, and maintenance of a sterile operative field. '72, 484 pp., 90 il., 6 tables, \$17.50 ISBN 0-398-02418-9.
- **METHODS OF OSSICULOPLASTY** by James R. Tabor. The problems of evaluating new procedures in tympanoplasties are fully discussed, and common pitfalls in determining the most efficacious surgical procedure are detailed. The common type ossicular pathology and the pathogenesis of these processes is presented with an investigative design to handle a patient population. Specific ossicular reconstructions are described. '71, 100 pp., 21 il., 48 tables, \$6.75 ISBN 0-398-01891-X.
- **ATLAS FOR SURGICAL REPAIR OF CLEFT LIP, CLEFT PALATE, AND NONCLEFT VELOPHARYNGEAL INCOMPETENCE** by Richard B. Yules, Harvard Univ. School of Medicine. Illustrated by Floyd A. Castonguay. Over fifty surgical techniques employed in lip and palate surgery, both for primary and secondary repair, are detailed step-by-step. Explains their limitations and offers guidelines for selection of proper techniques. '71, 212 pp. (8½ × 11), 339 il., \$24.00 ISBN 0-398-02136-8.

CHARLES C THOMAS · PUBLISHER 301-327 East Lawrence Avenue **SPRINGFIELD · ILLINOIS U.S.A.**

Please mention *The Journal of Laryngology and Otology* when replying to advertisements

calgitex E.N.T. Ribbon Gauze has significant advantages for the E.N.T. Surgeon



Calgitex Alginate Gauze, is already being used with successful results by ENT Surgeons throughout the world. Calgitex is highly suitable for packing procedures due to its soft texture and slow absorption rate.

- * Extensive compatibility with anti-biotics.
- * Non adherent.
- * Easy and painless removal.
- * Specially made for the ENT Surgeon.

calgitex
is a registered
trade mark.

Medical Alginates Ltd., Wadsworth Road, Perivale, Middlesex.
Tel.: 01-997 4441. A member of the Optrex Group.
Please send me samples & literature of Calgitex ENT Ribbon Gauze.

NAME _____

ADDRESS _____



P. C. WERTH LTD. Contractors to H.M. Government
and Local Authorities
*Specialist Supply, Maintenance, Calibration Services for Audiological
Test and Teaching Equipment*

17 STRATFORD PLACE, OXFORD ST., LONDON W1N 0DH

Telephone: 01-629 5559

*Clinical, Diagnostic, Screening and Bekesy Audiometers. Acoustic Impedance Apparatus.
Stereo Auditory Trainers. Acoustic Cabins. Artificial Mastoid, etc.*

Kamplex DA11 Twin-Channel Clinical Audiometer

Our latest model with
many new features:

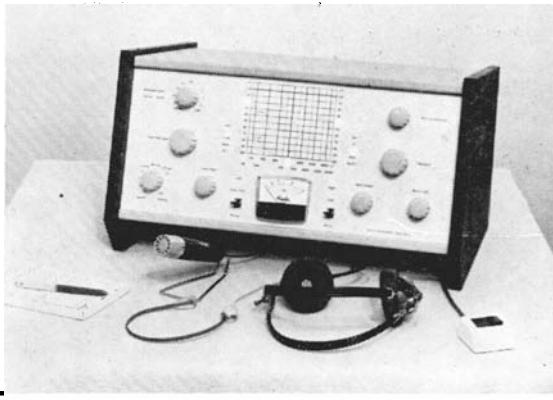
Probably the most keenly
priced twin-channel audio-
meter currently available.

Fowler, Sisi, Luscher and
Rainville test facilities
inbuilt.

Complete speech facilities.

Narrow band and white
noise masking to 100 db.

Pure tone attenuation to
120 db.



THE LARYNGOSCOPE

A Monthly Journal
devoted to the disease of
EAR, NOSE AND THROAT

*Official organ for the American Laryngological
Rhinological and Otological Society*

Price \$25.00 per year Canada \$27.00 per year
Foreign \$27.00 per year

ESTABLISHED 1896

JOSEPH H. OGURA, M.D.
EDITOR

222 PINE LAKE ROAD, COLLINSVILLE,
ILLINOIS 62234

Please mention *The Journal of Laryngology and Otology* when replying to advertisements

SUDAFED

nasal decongestant

The efficacy of SUDAFED as a decongestant has recently been demonstrated:

“In a double blind trial, oral pseudoephedrine (60 mg) was shown to produce a significant increase in maximal nasal flow...”

Europ J clin Pharmacol, (1971) 3, 182

Unlike many decongestants SUDAFED* does not cause drowsiness because it contains no antihistamine. SUDAFED leaves your patient breathing clearly and thinking clearly.

Each SUDAFED tablet contains 60 mg of pseudoephedrine hydrochloride.

Also available: SUDAFED Elixir containing 30 mg pseudoephedrine hydrochloride in each 5 ml.



*Trade Mark

Full information is available on request.

Calmic Limited, Medical Sales Division

(The Wellcome Foundation Ltd.) **Dartford, Kent, DA1 5AH**

INDEX

to

The Journal of Laryngology and Otology

Edited by Sir Geoffrey Bateman and Lionel Taylor

VOLUMES LXXII - LXXXIII

1958 - 1969

now available at £1 from

HEADLEY BROTHERS LTD

Ashford, Kent

Please mention *The Journal of Laryngology and Otology* when replying to advertisements

British evidence confirms value of

SERC

Serc is the first drug to offer comprehensive action against all the manifestations of Meniere's syndrome. A British trial* now confirms its clinical value. Objective tests of hearing and vestibular function in 11 patients before and after treatment with Serc showed a dramatic improvement in many cases. 'There was an overall average gain in hearing over the whole group in both ears.' Studies of nystagmus suggested an improvement in vestibular function. 'Subjectively, 9 out of 11 patients claimed an improvement in the symptom of vertigo and all 11 claimed reduction in tinnitus.'

*Journal of Laryngology, and Otology, 1971, 85: 369.

in Meniere's syndrome

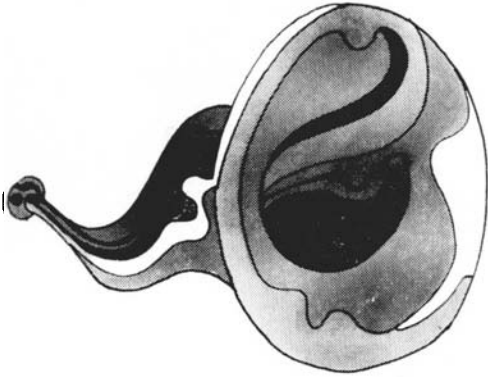
Serc is supplied as tablets each containing 8 mg. betahistine dihydrochloride. Further information available on request.

SERC: the first and only specific treatment for Meniere's syndrome

duphar DUPHAR LABORATORIES LIMITED WEST END SOUTHAMPTON TEL 04216 2281
PHILIPS DUPHAR (IRELAND) LIMITED RAINSFORD STREET DUBLIN 8 TEL DUBLIN 754271 

Please mention *The Journal of Laryngology and Otology* when replying to advertisements

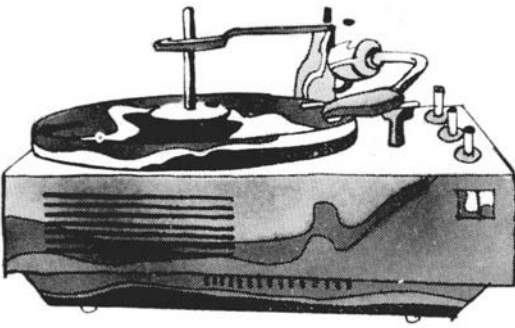
for old ears...



for cold ears...



for musical ears...



for mysterious ears...



for medical ears...

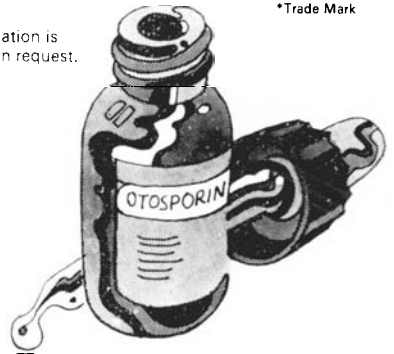


for patient ears...

Anti-infective/anti-inflammatory, OTOSPORIN*
Drops contain polymyxin B sulphate, neomycin sulphate and hydrocortisone.
Supplied in dropper bottles of 5 ml.

*Trade Mark

Full information is available on request.



OTOSPORIN clears infected ears



Burroughs Wellcome & Co. (The Wellcome Foundation Ltd.) Dartford, Kent

