

The Journal of Laryngology and Otology

EDITED BY
WALTER HOWARTH

WITH THE ASSISTANCE OF
V. E. NEGUS AND F. W. WATKYN-THOMAS

Contents

CHRONIC PYOGENIC INFLAMMATION OF THE ANTRUM AND OTHER ACCESSORY SINUSES	HERBERT TILLEY
PRECANCEROUS EPITHELIOMATOSIS (BOWEN'S DISEASE) OF THE PALATE AND FAUCES	WALTER HOWARTH
CLINICAL RECORD—	
CLINICAL NOTES ON TWO CASES OF ABSCESS IN THE FRONTAL LOBE	P. SANDER
SOCIETIES' PROCEEDINGS—	
VIENNA RHINO-LARYNGOLOGICAL SOCIETY	
AUSTRIAN OTOLOGICAL SOCIETY	
AUSTRIAN OTOLOGICAL SOCIETY	
ABSTRACTS—	
THE EAR	THE LARYNX AND TRACHEA
THE NOSE AND ACCESSORY SINUSES	THE OESOPHAGUS AND ENDOSCOPY
	MISCELLANEOUS
REVIEW OF BOOK	GENERAL NOTES


London

Headley Brothers

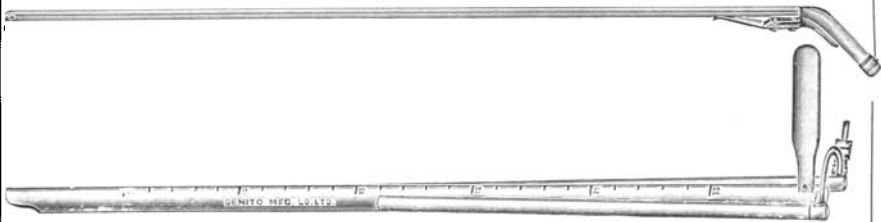
109 Kingsway, W.C.2

Monthly, 4/- net post free

Annual Subscription, 40/- net



**NEGUS' ENDOSCOPIC TABLE
WITH SUCTION PUMP**



Esophagoscope with detachable Suction Tube and Proximal
Lighting as designed for V. E. NEGUS, M.S., F.R.C.S.
Obtainable in 4 sizes

MADE BY

THE GENITO-URINARY MFG. CO. LTD.

28a DEVONSHIRE STREET, LONDON, W.1

Telephone:
WELBECK 3520, 3529


Telegrams:
CYSTOSCOPE, WFSDO, LONDON

Please mention *The Journal of Laryngology* when replying to advertisements

GUY'S SILENT SUCTION APPARATUS

as made for

WM. MAYHEW MOLLISON, C.B.E., F.R.C.S.

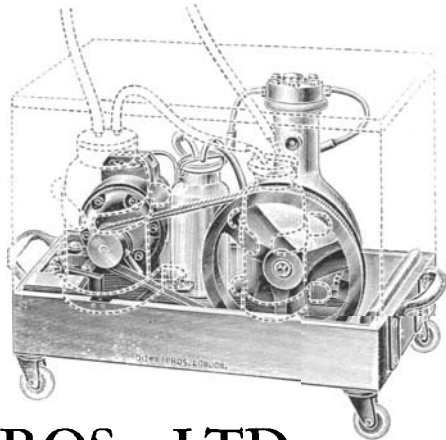


“An efficient *silent* suction apparatus is essential in many throat investigations and operations and indeed is used for many operations on other parts of the body.

“The above illustration shows an Electric Suction Apparatus which can rightly claim to be more efficient than the apparatus generally in use. The suction is continuous and so powerful that clots of blood and the most tenacious mucus are quickly removed. The apparatus is quiet and can easily be moved about the operation theatre and from one theatre to another. It is possible to use it for intra-tracheal

insufflation at the same time as suction since the pump delivers sixty litres of air per minute. The valves in the cylinder head are strong and specially designed for silence in operation and the sump of the machine carries enough oil for six months' continuous use; this ensures efficiency with the minimum of attention. The entire unit is mounted in a robust mahogany case which is fitted with four rubber-tyred castors. On the side of the case two large screw necked bottles are mounted. These bottles are the commercial “Kilner” type and can therefore be replaced with the minimum of expense. Blood and other fluids are removed from the operating field by the suction plant and find their way into the big bottle. The second bottle is a safety trap in the unlikely event of the first bottle becoming full at a moment when it is inconvenient to change it.

“There are no resistances to regulate the speed and in order to use the apparatus it is only necessary to connect it to the main electrical supply.” The makers are Down Bros., Ltd., London.



DOWN BROS., LTD.

21 & 23 ST. THOMAS'S STREET, LONDON, S.E.1
(Opposite Guy's Hospital)

and at 22a CAVENDISH SQUARE, LONDON, W.


Telephone: MAYFAIR 0406

Please mention *The Journal of Laryngology* when replying to advertisements

DeVilbiss

AEROL ATOMIZER COMBINATION No. 100

Price of Complete Outfit	6/-
2 oz. refills	2/6
1 oz. refills	1/9



This highly efficient DeVILBISS Outfit meets the demand for a dependable nose and throat Atomizer already filled with an approved solution. It forms a convenient prescription in cases of common colds, influenza, catarrh, sore throats and hay-fever.

The Aerol Compound in this Atomizer contains Camphor-Menthol, Oil Pine Needles, Oil Cinnamon, Oil Thuja Occidentalis, Chlorbutol and Neutral Hydrocarbon Oil.

Obtainable from all chemists or from the Sole Distributors in the United Kingdom.

AEROGRAPH COMPANY LIMITED

43 Holborn Viaduct, London, E.C.1

CVR-58

THIRD EDITION. FULLY REVISED AND ENLARGED.
Demy 8vo, 490 pp. 250 Text Illustrations and 19 plates (of which 8 are in colour). 20s. net, postage 9d.

DISEASES OF THE NOSE, THROAT AND EAR

For Practitioners and Students

Edited by **A. LOGAN TURNER, M.D., LL.D., F.R.C.S.E.**
Consulting Surgeon, Ear and Throat Department, Royal Infirmary, Edinburgh

With the collaboration of
J. S. FRASER, M.B., F.R.C.S., W. T. GARDINER, M.C., M.B., F.R.C.S., J. D. LITHGOW, M.B., F.R.C.S., G. EWART MARTIN, M.B., F.R.C.S., and DOUGLAS GUTHRIE, M.D., F.R.C.S.

"There is no other book which includes laryngology and otology with such success. . . . The present edition should surpass the previous issues in popularity."—*British Medical Journal*.

Bristol: John Wright & Sons Ltd. *New Illustrated Catalogue free.* London: Simpkin Marshall Ltd.

ROGERS' STANDARD SPRAYS


HAVE A
WORLD-WIDE REPUTATION

For Efficiency & Reliability
 They are made in many forms, scientifically designed for
NASAL, PHARYNGEAL, POST-NASAL and LARYNGEAL TREATMENT

Particulars gladly supplied on request

Sole Manufacturer—
(LATE OF OXFORD ST.)

FRANK A. ROGERS
 1 Beaumont Street, London, W.1



Please mention *The Journal of Laryngology* when replying to advertisements

CENTRAL LONDON
THROAT, NOSE AND EAR HOSPITAL
GRAY'S INN ROAD
 (Near King's Cross Stations)

DAILY CLINICS. LECTURES ON FRIDAYS, 4 p.m.
 OVER 11,000 NEW PATIENTS YEARLY. 50,000 ATTENDANCES.
 IN-PATIENT DEPARTMENT (Hospital and Recovery Home), 104 BEDS. In-Patient
 Operations Daily.
 SPECIAL INTENSIVE COURSE OF LECTURES AND DEMONSTRATIONS
 (including Operative Surgery Course; Anatomy and Physiology Class, Peroral Endoscopy Class
 and Pathology Class, especially suitable for D.L.O. Students), twice yearly—May and October.
 COURSES IN METHODS OF EXAMINATION AND DIAGNOSIS at frequent intervals.

SURGEONS

Mr. HAROLD KISCH Mr. C. GILL-CAREY
 Mr. ARCHER RYLAND Mr. J. D. MCLAGGAN
 Mr. F. W. WATKYN-THOMAS Mr. W. A. MILL

ASSISTANT SURGEONS

Mr. A. LOWNDES YATES, Mr. N. ASHERSON, Mr. W. G. SCOTT-BROWN

CLINICAL ASSISTANTS

Are appointed from among those duly qualified gentlemen who have been enrolled as Post-
 Graduate Students of the Hospital.

FEES

For attendance on the practice of the Hospital—
 Three months 5 guineas | Six months 8 guineas
 Special Intensive Course—
 Clinical Course, £5 5s., Operative Surgery, £7 7s., Endoscopy, £6 6s., Pathology, £5 5s.

Further particulars on application to

J. D. MCLAGGAN, M.A., F.R.C.S., *Dean.* JOHN H. YOUNG, *Secretary-Superintendent*

THE GOLDEN SQUARE
THROAT, NOSE AND EAR HOSPITAL
 Near Piccadilly Circus
LONDON, W.1

HONORARY MEDICAL STAFF

SURGEONS: Mr. Lionel Colledge; Mr. Gilbert Chubb; Mr. F. Cunliffe Ormerod; Mr. A. R. Dingley;
 Mr. Gilbert H. Howells; Mr. J. F. Simpson.

ASSISTANT SURGEONS: Mr. J. C. Hogg; Mr. J. Roydon Peacock; Mr. J. P. Monkhouse.

Physicians: Dr. C. E. Iakin; Dr. H. C. H. Bull.

Neurologist: Dr. L. R. Yealland.

OPHTHALMOLOGIST: Mr. M. S. Mayou.

GENERAL SURGEON: Mr. J. B. Hunter.

DENTAL SURGEON: Mr. B. Mendleson.

RADIOLOGIST: Dr. Hope.

ANÆSTHETISTS: Dr. G. I. Moriarty; Dr. A. W. Matthew; Dr. S. Coffin; Dr. I. H. T. Challis;
 Dr. F. Longhurst; Dr. D. Lewis; Dr. G. Hochschild; Dr. G. Edwards; Dr. Blair Gould.

The Hospital has 100 Beds for In-patients and an annual Out-patient attendance of over 60,000.

CLINICAL INSTRUCTION

Clinical instruction in the Diagnosis and Treatment of Diseases of the Ear, Nose and Throat is given in
 the Out-patient Department from 2 to 5 p.m. daily, and on Tuesdays and Thursdays from 6 to 9 p.m. also.
 Major operations are performed every morning and afternoon, except Saturdays, in the In-patient Operating
 Theatres. Minor operations are performed in the Out-patient Operating Theatre on three mornings a
 week.

Practitioners and Medical Students are admitted to the practice of the Hospital as Post-Graduates.
 Clinical Assistants, whose duty it is to assist the staff, are appointed as vacancies occur.

For further information apply to the Dean: GILBERT H. HOWELLS.

Please mention *The Journal of Laryngology* when replying to advertisements

The Catalogue of the Onodi Collection

describes and illustrates the famous collection which is now in the Museum of the Royal College of Surgeons of England.

Copies, strongly bound in library cloth and containing 132 pages of descriptive matter and 45 plates, may be obtained for 10/- post free.

Copies of a wallet containing the plates only, printed especially for demonstration purposes, and for use in an epidiascope, can be obtained for 5/- post free.

HEADLEY BROTHERS

109 KINGSWAY, LONDON, W.C.2

Mail Your Order Now!

PROBLEMS OF THE DEAF

By **MAX A. GOLDSTEIN, M.D., F.A.C.S.**

610 Pages—273 Illustrations—Leather Bound

\$6.00 Postage prepaid

An unusual, authoritative and comprehensive volume of XIX chapters, covering every phase of work with the Deaf, Deafened and Speech Defective, by an otologist and teacher of 40 years' experience, including :

Chronological History of Deafness—Anatomy and Physiology—Mechanics of Speech—Speech Defects—Cerebral Localization—Hearing Tests—Methods of Instruction—The Acoustic Method—Training of Teachers—The Deaf Child—Hard-of-Hearing Child—Physician and Deaf Child—Parent of Deaf Child—Deafened Adult—Hearing Aids—Schools for the Deaf—Quacks and Quackeries—Research.

Published by **THE LARYNGOSCOPE PRESS**

912 South Kingshighway

ST. LOUIS, MO.

Please mention *The Journal of Laryngology* when replying to advertisements

The Journal of Laryngology and Otology

(Founded in 1887 by MORELL MACKENZIE and NORRIS WOLFENDEN)

EDITED BY

WALTER HOWARTH

ASSISTED BY

V. E. NEGUS AND F. W. WATKYN-THOMAS

1. Original Articles are accepted on the condition that they have not been published elsewhere.
2. Manuscripts should be typewritten, on one side only of the paper, and well spaced.
3. Galley proofs and engraver's proofs of illustrations are sent to the author. Corrections, which should be kept to a minimum, must be clearly marked and no additional matter added.
4. Orders for reprints should be sent when returning galley proofs, and for this purpose special forms are supplied, on which the price of the reprints is stated.
5. Authors of Original Communications on Oto-Laryngology in other Journals are invited to send a copy, or two reprints, to the *Journal of Laryngology*. If they are willing, at the same time, to submit their own abstract (in English, French, Italian, or German) it will be welcomed.
6. Editorial Communications may be addressed to THE EDITOR, *Journal of Laryngology*, c/o HEADLEY BROTHERS, 109 Kingsway, London, W.C.2.
7. The Annual Subscription commencing with the January issue is Two Pounds sterling, post free, and is payable in advance.
8. Single copies, both of the present and the previous series, are on sale at Four Shillings each.
9. All Subscriptions, advertising and business communications should be sent to the Publishers, HEADLEY BROTHERS, 109 Kingsway, London, W.C.2.

United States of America

Orders for this Journal, for single parts or yearly subscriptions, may be sent either through a local bookseller, or to Messrs. G. E. STECHERT & CO., 31-33 East 10th Street, New York.

Please mention *The Journal of Laryngology* when replying to advertisements

BINDING

Journal of Laryngology & Otology

Subscribers wishing to have their Journals bound can do so by sending them to the Publishers.

Volumes are strongly bound in whole dark blue buckram cases, with gilt tops and gold lettering on spine. The cost of binding is 8s. 6d. per volume including postage.

Any missing parts can be supplied at 4s. each, or the whole volume, complete in the above binding, for 45s. 6d.

Publishers' cases can be supplied for 3s. 6d.

HEADLEY BROTHERS, 109 KINGSWAY, LONDON, W.C.2

INDEX

to the Journal of Laryngology & Otology

VOLUMES XXXVI—XLV

1921—1930

INVALUABLE FOR REFERENCE

Copies are now available and will be sent on receipt of remittance, value Ten Shillings.

Also back numbers as far as available from the commencement of the Journal in 1887, may be obtained from the Publishers

HEADLEY BROTHERS, 109 KINGSWAY, LONDON, W.C.2

Please mention *The Journal of Laryngology* when replying to advertisements

CONTENTS

	PAGE
CHRONIC PYOGENIC INFLAMMATION OF THE ANTRUM AND OTHER ACCESSORY SINUSES. Herbert Tilley, London	1
PRECANCEROUS EPITHELIOMATOSIS (BOWEN'S DISEASE) OF THE PALATE AND FAUCES. Walter Howarth, London	28
CLINICAL RECORD—	
Clinical Notes on Two Cases of Abscess in the Frontal Lobe. P. Sander, Port Said	33
SOCIETIES' PROCEEDINGS—	
Vienna Rhino-Laryngological Society	42
Austrian Otological Society	44
Austrian Otological Society	50
ABSTRACTS—	
The Ear	57
The Nose and Accessory Sinuses	61
The Larynx and Trachea	62
The Œsophagus and Endoscopy	65
Miscellaneous	66
REVIEW OF BOOK	71
GENERAL NOTES	72

BINDING

The Journal of Laryngology & Otology

Subscribers may have their Journals bound for 8s. 6d. per volume
including postage (see p. vii.).

HEADLEY BROTHERS, 109 KINGSWAY, LONDON, W.C.2

to whom all communications with regard to Subscriptions
and Advertisements should be addressed.