

Forced synchronization of quasiperiodic oscillations in a thermoacoustic system

Yu Guan¹, Vikrant Gupta², Minping Wan² and Larry K. B. Li^{1,†}

¹Department of Mechanical and Aerospace Engineering, The Hong Kong University of Science and Technology, Clear Water Bay, Hong Kong

²Department of Mechanics and Aerospace Engineering, Southern University of Science and Technology, Shenzhen, China

(Received 23 March 2019; revised 13 August 2019; accepted 13 August 2019; first published online 27 September 2019)

In self-excited combustion systems, the application of open-loop forcing is known to be an effective strategy for controlling periodic thermoacoustic oscillations, but it is not known whether and under what conditions such a strategy would work on thermoacoustic oscillations that are not simply periodic. In this study, we experimentally examine the effect of periodic acoustic forcing on a prototypical thermoacoustic system consisting of a ducted laminar premixed flame oscillating quasiperiodically on an ergodic \mathbb{T}^2 torus at two incommensurate natural frequencies, f_1 and f_2 . Compared with that of a classical period-1 system, complete synchronization of this $\mathbb{T}_{1,2}^2$ system is found to occur via a more intricate route involving three sequential steps: as the forcing amplitude, ϵ_f , increases at a fixed forcing frequency, f_f , the system transitions first (i) to ergodic $\mathbb{T}_{1,2,f}^3$ quasiperiodicity; then (ii) to resonant $\mathbb{T}_{1,f}^2$ quasiperiodicity as the weaker of the two natural modes, f_2 , synchronizes first, leading to partial synchronization; and finally (iii) to a $P1_f$ limit cycle as the remaining natural mode, f_1 , also synchronizes, leading to complete synchronization. The minimum ϵ_f required for partial and complete synchronization decreases as f_f approaches either f_1 or f_2 , resulting in two primary Arnold tongues. However, when forced at an amplitude above that required for complete synchronization, the system can transition out of $P1_f$ and into $\mathbb{T}_{1,2,f}^3$ or $\mathbb{T}_{2,f}^2$. The optimal control strategy is to apply off-resonance forcing at a frequency around the weaker natural mode (f_2) and at an amplitude just sufficient to cause $P1_f$, because this produces the largest reduction in thermoacoustic amplitude via asynchronous quenching. Analysis of the Rayleigh index shows that this reduction is physically caused by a disruption of the positive coupling between the unsteady heat release rate of the flame and the f_1 and f_2 acoustic modes. If the forcing is applied near the stronger natural mode (f_1), however, resonant amplification can occur. We then phenomenologically model this $\mathbb{T}_{1,2}^2$ thermoacoustic system as two reactively coupled van der Pol oscillators subjected to external sinusoidal forcing, and find that many of its synchronization features – such as the three-step route to $P1_f$, the double Arnold tongues, asynchronous quenching and resonant amplification – can be qualitatively reproduced. This shows that these features are not limited to our particular system, but are universal features of forced self-excited oscillators.

† Email address for correspondence: larryli@ust.hk

This study extends the applicability of open-loop control from classical period-1 systems with just a single time scale to ergodic \mathbb{T}^2 quasiperiodic systems with two incommensurate time scales.

Key words: instability control, nonlinear instability

1. Introduction

Increasingly stringent emissions regulations have prompted gas turbine manufacturers to switch to lean premixed combustion, but doing so provokes thermoacoustic instability (Lieuwen & Yang 2005). This phenomenon arises from positive coupling between the heat-release-rate (HRR) oscillations of an unsteady flame and one or more of the natural acoustic modes of the combustion chamber (Culick 2006). If the HRR oscillations are sufficiently in phase with the acoustic pressure oscillations, the former can transfer energy to the latter via the Rayleigh (1878) mechanism, resulting in high-amplitude self-excited flow oscillations at the characteristic acoustic frequencies of the system (Candel 2002). If left unchecked, such thermoacoustic oscillations can reduce flame stability and increase thermal stresses (Lieuwen & Yang 2005). It is thus important to be able to control thermoacoustic oscillations in combustion systems (Poinsot 2017).

1.1. Quasiperiodicity in self-excited thermoacoustic systems

Both passive and active methods are available to control thermoacoustic oscillations (Candel 2002; Lieuwen & Yang 2005), but most assume *a priori* that such oscillations are periodic with a single characteristic frequency and a time-independent amplitude, i.e. they assume period-1 limit cycles (Kashinath, Li & Juniper 2018). This assumption, however, is not always valid (Juniper & Sujith 2018). Even early on, time-domain simulations by Jahnke & Culick (1994) have shown that a combustor with multiple acoustic modes can undergo a Neimark–Sacker (torus-birth) bifurcation to quasiperiodicity. In nonlinear dynamical systems, quasiperiodicity is a common state arising from interactions between at least two periodic modes whose natural frequencies, f_1 and f_2 , are incommensurate, i.e. their winding number, f_2/f_1 , is irrational. A two-frequency quasiperiodic system thus oscillates with a period of infinity and evolves in phase space along a non-repeating orbit on a \mathbb{T}^2 (two-dimensional) torus attractor formed by modes at f_1 and f_2 (Thompson & Stewart 2002).

Those early simulations by Jahnke & Culick (1994) have since been joined by numerous laboratory experiments showing similarly aperiodic dynamics. For example, Kabiraj *et al.* (2012a), Kabiraj, Sujith & Wahi (2012b) and Kabiraj & Sujith (2012) have shown that even a simple thermoacoustic system (a tube containing laminar premixed flames) can undergo a bifurcation cascade as a control parameter (the flame position within the tube) is varied, producing not just period-1 limit cycles, but also period- k , frequency-locked, intermittent, chaotic and quasiperiodic oscillations. Later, Kashinath, Waugh & Juniper (2014) were able to reproduce these experimental findings, including quasiperiodicity, using low-order simulations of a G -equation-based laminar premixed flame coupled with Galerkin acoustics. This has been followed by further experimental evidence of quasiperiodicity in both laminar (Vishnu, Sujith &

Aghalayam 2015) and turbulent (Gotoda *et al.* 2015) systems. However, despite this growing evidence of quasiperiodic oscillations appearing in a variety of self-excited thermoacoustic systems, the control and suppression of such oscillations remain largely unexplored.

1.2. Forced synchronization of periodic oscillations

Unlike quasiperiodic oscillations, periodic oscillations have been the subject of various control strategies in thermoacoustics, ranging from passive methods (Lieuwen 2003; Noiray *et al.* 2009) to active methods (Heckl 1988; Dowling & Morgans 2005; Bothien, Moeck & Paschereit 2008). The simplest form of the latter is open-loop control, which requires only a single actuator (e.g. a fuel solenoid valve or a loudspeaker; McManus, Vandsburger & Bowman 1990; Lubarsky *et al.* 2003) and no sensors or feedback controllers, whose reliability can be questionable under the severe operating conditions of most combustors (Mongia *et al.* 2003).

A versatile way to study open-loop control is in the framework of forced synchronization (Pikovsky, Rosenblum & Kurths 2003). In forced synchronization, a self-excited system oscillating at one or more of its natural frequencies is externally forced to oscillate at a different frequency (Balanov *et al.* 2008). This nonlinear process has been studied in many natural and technological systems (e.g. circadian rhythms and optical lasers; Glass 2001; Boccaletti *et al.* 2002) and has been modelled with low-order universal oscillators such as the forced van der Pol (1927) (VDP) oscillator. The use of open-loop forcing to control self-excited oscillations has been gaining attention owing to its potential application in fields as diverse as optoelectronics, psychophysics and hydrodynamics (Hovel 2010).

In thermoacoustics, open-loop forcing has been shown to be able to weaken periodic self-excited oscillations in various combustion systems, ranging from the simple Rijke tube (Reynolds numbers of $Re \sim 10^3$ with natural frequencies of $f_1 \sim 10^2$ Hz; Guan, Murugesan & Li 2018; Kashinath *et al.* 2018; Guan *et al.* 2019a; Mondal, Pawar & Sujith 2019) to turbulent premixed combustors ($Re \sim 10^4$, $f_1 \sim 10^2$ Hz; Bellows, Hreiz & Lieuwen 2008; Balusamy *et al.* 2015). A recurring theme of these studies has been the application of periodic acoustic forcing to periodic thermoacoustic oscillations, accompanied by an examination of the nonlinear dynamics en route to and beyond the synchronization boundaries. For example, on applying periodic acoustic forcing at an off-resonance frequency to a periodically oscillating laminar premixed flame in a tube, Guan *et al.* (2019a) found: (i) a transition from unforced periodicity to \mathbb{T}^2 quasiperiodicity via a Neimark–Sacker bifurcation; (ii) a subsequent transition from \mathbb{T}^2 quasiperiodicity to 1:1 synchronization at a critical forcing amplitude; (iii) a \vee -shaped Arnold tongue centred on the natural frequency; (iv) two different routes to synchronization, one via a saddle-node bifurcation and one via an inverse Neimark–Sacker bifurcation; and (v) that all of these dynamics could be qualitatively reproduced with a low-order universal oscillator containing a VDP kernel. Balusamy *et al.* (2015) applied similar off-resonance forcing to a swirl-stabilized turbulent premixed combustor and found additional synchronization dynamics, such as frequency pushing and pulling as well as phase locking, slipping, drifting and trapping – the latter a partially synchronous feature defined by frequency locking without phase locking (Li & Juniper 2013c). For high forcing amplitudes, Guan *et al.* (2018) found that a synchronized system can transition out of synchronization and into strange non-chaotic and chaotic states, behaving in line with the Afraimovich & Shilnikov (1991) theorem for the collapse of a phase-locked torus.

From a control perspective, numerous studies have shown that, near the onset of synchronization, the thermoacoustic amplitude can be drastically reduced – typically to less than 20% of that of the unforced state (Bellows *et al.* 2008; Kashinath *et al.* 2018; Guan *et al.* 2019a,b; Mondal *et al.* 2019). This reduction occurs via asynchronous quenching, a nonlinear process in which the amplitude of a self-excited oscillator is reduced by the external application of periodic forcing at a frequency far enough from the natural frequency to prevent resonant amplification of the forcing signal (Minorsky 1967). Asynchronous quenching can be modelled with a forced VDP oscillator (Dewan 1972) and has been exploited for open-loop control in various fields, ranging from plasma physics (Keen & Fletcher 1970) to hydrodynamics (Staubli 1987). In thermoacoustics, asynchronous quenching has recently been shown to coincide with an inverse Neimark–Sacker bifurcation to synchronization and a reduced Rayleigh index (Guan *et al.* 2019a; Mondal *et al.* 2019). However, it is not known how effective this control strategy would be if it were applied to thermoacoustic oscillations that are quasiperiodic rather than periodic. Specifically, it is not known how the strategy would have to be modified to cope with the presence of an additional (second) natural mode. For example, in the periodic case, the thermoacoustic amplitude can be reduced by applying forcing at a frequency sufficiently far from the natural frequency for asynchronous quenching to occur, as demonstrated by Guan *et al.* (2019a) and Mondal *et al.* (2019). However, if a second natural mode is present, its frequency could coincide with the forcing frequency, resulting in resonant amplification (Minorsky 1967). A potential way to avoid such amplification is to ensure that the forcing frequency is sufficiently far from both natural frequencies for asynchronous quenching to occur in both natural modes. However, this assumes that the two natural modes are similar in strength, which is not always the case in practice. As we will see in § 3, when one natural mode is significantly weaker than the other, it is possible to reduce the overall thermoacoustic amplitude by applying forcing at a frequency around the weaker natural mode and exploiting the same suppression mechanism (asynchronous quenching) as in the periodic case, albeit in more steps.

1.3. Forced synchronization of quasiperiodic oscillations

Two primary types of phase trajectories can exist on a two-frequency quasiperiodic attractor: a resonant limit cycle or an ergodic \mathbb{T}^2 torus (Balanov *et al.* 2008). The former arises when the two natural modes are mutually synchronized such that their frequencies are commensurate, resulting in a phase trajectory that evolves along a closed periodic orbit on the quasiperiodic attractor. The latter arises when the two natural modes are not mutually synchronized and hence their frequencies are not commensurate, resulting in a phase trajectory that spirals non-repeatedly through every point on the quasiperiodic attractor. In this study, we focus on the forced synchronization of the latter type of solution. However, both types are reviewed here because they are closely related to each other.

Anishchenko, Nikolaev & Kurths (2007, 2008) have examined the effect of external forcing on a resonant limit cycle residing on a \mathbb{T}^2 torus. They used both (i) numerical simulations of an autonomous quasiperiodic oscillator – which was modelled as two coupled VDP oscillators – with two natural modes, f_1 and f_2 , undergoing mutual synchronization and subjected to sinusoidal forcing and (ii) laboratory experiments on an electronic circuit representing that oscillator. Those researchers found that the resonant limit cycle could generally be synchronized with the forcing. By analysing

their data with Lyapunov exponents and Poincaré maps, they were able to identify the following four distinct states as the forcing amplitude increased at an off-resonance frequency, f_f (figures 5 and 6 of Anishchenko *et al.* 2008).

(A) The f_f mode is introduced, but mutual synchronization of f_1 and f_2 continues, causing the resonant limit cycle to give way to a resonant $\mathbb{T}_{f,1=2}^2$ torus at f_f and $f_1 = f_2$.

(B) Mutual synchronization no longer occurs, allowing f_1 and f_2 to assume different values, causing the resonant $\mathbb{T}_{f,1=2}^2$ torus to give way to an ergodic $\mathbb{T}_{f,1,2}^3$ torus with three incommensurate modes: f_f , f_1 and f_2 . As f_f varies, different partial resonances can occur on the $\mathbb{T}_{f,1,2}^3$ torus, leading to other \mathbb{T}^2 quasiperiodic and chaotic states (Stankevich, Kurths & Kuznetsov 2015).

(C) Partial synchronization occurs, in which one of the natural modes synchronizes with the forcing ($f_2 = f_f$), while the other remains desynchronized ($f_1 \neq f_f$). This leads to the emergence of a resonant $\mathbb{T}_{f=2,1}^2$ torus on the existing $\mathbb{T}_{f,1,2}^3$ torus.

(D) Complete synchronization occurs, in which both natural modes synchronize with the forcing ($f_f = f_1 = f_2$), producing a period-1 limit cycle at f_f , as denoted by $P1_{f_f}$. In the literature, the term ‘complete synchronization’ is sometimes used to refer to the suppression of signal differences between two or more identical coupled chaotic oscillators (Pikovsky *et al.* 2003). In this study, however, we follow the convention of Anishchenko *et al.* (2008) by using this term to refer to the forced synchronization of the natural modes of a \mathbb{T}^2 quasiperiodic oscillator.

As mentioned earlier, a quasiperiodic attractor can also host an ergodic \mathbb{T}^2 torus. Loose, Wünsche & Henneberger (2010) have experimentally investigated the forced synchronization of such a torus using semiconductor lasers. They found similar states to those reported by Anishchenko *et al.* (2007, 2008) (see above), with the exception that state (A) was bypassed because the two natural modes were not mutually synchronized at zero or low forcing amplitudes. Crucially, they also validated the VDP-oscillator predictions from Anishchenko *et al.* (2007, 2008), showing that weak internal coupling leads to the partial synchronization of only one natural mode, but that strong internal coupling leads to the complete synchronization of both natural modes in succession. This qualitative agreement between complex experiments and simple phenomenological modelling provides compelling arguments for the universality of such synchronization phenomena (Loose *et al.* 2010).

In thermoacoustics, only one study has previously examined the forced synchronization of an ergodic \mathbb{T}^2 torus. Using low-order simulations of a ducted laminar premixed flame, Kashinath *et al.* (2018) showed that applying periodic acoustic forcing at the dominant frequency of an ergodic \mathbb{T}^2 torus can cause it to completely synchronize with the forcing. However, because only one resonant value of f_f was used, neither the partial/complete synchronization boundaries nor the regimes of asynchronous quenching could be explored.

1.4. Contributions of this study

In this study, we take a synchronization approach to answering three research questions on the open-loop control of ergodic \mathbb{T}^2 quasiperiodic thermoacoustic oscillations.

- (i) Previous studies have shown that periodic acoustic forcing can control periodic thermoacoustic oscillations (§ 1.2), but can it also control quasiperiodic thermoacoustic oscillations? If it can, how does the synchronization process differ from that of the classical period-1 case studied by Guan *et al.* (2019a) and Mondal *et al.* (2019)?

- (ii) If periodic acoustic forcing can control quasiperiodic thermoacoustic oscillations, what are the optimal forcing conditions for producing the maximum reduction in thermoacoustic amplitude? It is necessary to know this if one is to fully exploit synchronization phenomena, such as asynchronous quenching (§ 1.2), for open-loop control.
- (iii) Previous studies on electronic circuits and semiconductor lasers have shown that the forced synchronization of quasiperiodic oscillations can be qualitatively modelled with low-order universal oscillators containing a VDP kernel (§ 1.3), but can such a phenomenological modelling approach work on thermoacoustic systems as well? In other words, can the forced synchronization of quasiperiodic thermoacoustic oscillations – particularly the partial/complete synchronization boundaries and asynchronous quenching – be qualitatively modelled with just two coupled VDP oscillators forced by a sinusoidal term? If so, this would strengthen the universality of synchronization in physically disparate systems and open up new possibilities for the development of active control strategies in thermoacoustic systems with multiple time scales.

To answer these questions, we perform experiments on a prototypical thermoacoustic system (§ 2) that is known to exhibit a variety of nonlinear self-excited states, including ergodic \mathbb{T}^2 quasiperiodicity. We acoustically force this system around its two natural frequencies, at varying amplitudes, and measure its pressure and HRR response. By analysing the data within a synchronization framework, we find that the forcing can weaken \mathbb{T}^2 quasiperiodic thermoacoustic oscillations – via the sequential birth of partially and completely synchronous states – if the forcing frequency and amplitude are appropriately chosen (§ 3). We then show that these dynamics can be qualitatively reproduced with two coupled VDP oscillators forced by a sinusoidal term (§ 4). We conclude this paper by discussing the implications and limitations of these findings (§ 5).

2. Experimental set-up and data analysis

The prototypical thermoacoustic system under study consists of a laminar conical premixed flame in a tube combustor subjected to external acoustic forcing. Figure 1 shows the experimental set-up, which is identical to that of our recent studies on periodic thermoacoustic oscillations (Guan *et al.* 2018, 2019*a,b*) and which is modelled after the numerical set-up of Kashinath *et al.* (2018). The system has four main components: a stainless steel burner (inner diameter, ID: 16.8 mm; length: 800 mm), a quartz tube combustor with double open ends (ID: 44 mm; length: $L = 860$ mm), an acoustic decoupler (ID: 180 mm; length: 200 mm) and a loudspeaker for acoustic forcing. A copper extension tip (ID: $D = 12$ mm; length: 30 mm) containing a fine-mesh screen is mounted at the burner exit for improved flame stability. The flame is created from a premixed mixture of air and liquefied petroleum gas (LPG: 70 % butane, 30 % propane). The flow rate of the LPG is metered with a rotameter (± 2.5 %), while that of the air is metered with a mass flow controller (Alicat MCR Series: ± 0.2 %). The two reactants are then brought together in a mixing chamber before being piped to the burner.

When unforced, this thermoacoustic system can exhibit a variety of nonlinear self-excited states – including period-1 limit cycles, quasiperiodicity and chaos – depending on the equivalence ratio and the flame position within the combustor (Guan *et al.* 2018, 2019*a,b*). As this study focuses on the open-loop control of ergodic \mathbb{T}^2 quasiperiodic oscillations (§ 1.4), we apply forcing to a quasiperiodic state

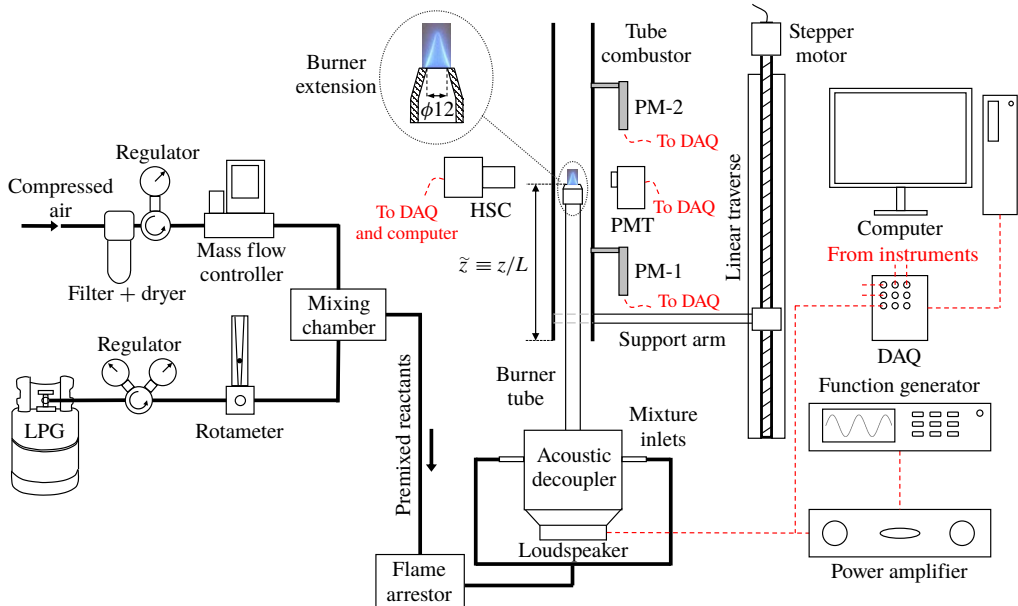


FIGURE 1. (Colour online) Diagram of the experimental set-up, whose main components include a stainless steel burner, a copper burner extension (see inset), a quartz tube combustor with double open ends, an acoustic decoupler, a loudspeaker and a motorized linear traverse for adjusting the flame position ($\tilde{z} \equiv z/L$) within the combustor. The key dimensions of these components are stated in the text. The measurement diagnostics include two probe microphones (PM-1, PM-2) for the acoustic pressure in the combustor, a hot-wire probe (not shown) for the acoustic velocity perturbation at the burner exit, a photomultiplier tube (PMT) for the global CH^* chemiluminescence from the flame and a high-speed camera (HSC) for time-resolved flame imaging. All dimensions shown are in millimetres. The diagram is not drawn to scale.

containing two incommensurate natural frequencies: f_1 and f_2 . The details of this state will be examined in § 3.1.

To generate the forcing, we use a loudspeaker (FaitalPRO 6FE100) mounted in the acoustic decoupler (figure 1) and driven by a power amplifier (Alesis RA150) controlled by a digital function generator (Keysight 33512B) with a sinusoidal output. We apply the forcing across a range of amplitudes (up to flame blow-off) and frequencies ($0.60 \leq f_f/f_1 \leq 1.20$; $0.86 \leq f_f/f_2 \leq 1.71$) so as to explore the full synchronization dynamics around both f_1 and f_2 . We define the forcing amplitude as the velocity perturbation amplitude at the burner exit normalized by the time-averaged velocity of the bulk reactants: $\epsilon_f \equiv |u'|/\bar{u}$. We measure $|u'|$ with a hot-wire anemometer (Dantec MiniCTA with a $5 \mu\text{m}$ diameter tungsten probe) operating in constant temperature mode and calibrated to an uncertainty of $\pm 1.3\%$ via the procedure of Johnson, Uddin & Pollard (2005).

To characterize the synchronization dynamics and compute the Rayleigh index, we use simultaneous measurements of the acoustic pressure fluctuations in the combustor (p') and of the global HRR fluctuations from the flame (q'). We measure $p'(t)$ with two probe microphones (GRAS 40SA: sensitivity of 3 mV Pa^{-1} ; $\pm 2.5 \times 10^{-5} \text{ Pa}$) mounted 43 mm (PM-1) and 387 mm (PM-2) from the bottom of the combustor (figure 1). In most of our analyses, however, we use the $p'(t)$ signal from PM-2

because it behaves qualitatively similarly to that from PM-1 but has a higher signal-to-noise ratio and is located exactly at the flame position, which is important for computing the Rayleigh index. Before each test run, we calibrate both microphones against a certified sound source (Brüel & Kjør Type 4231). We measure $q'(t)$ with a photomultiplier tube (PMT: Thorlabs PMM01; $\pm 1.5\%$) viewing through a bandpass optical filter centred on 430 nm (10 nm bandwidth), thus capturing the CH* chemiluminescence emission from the flame (Gaydon 1974). At each forcing condition, we digitize the voltage signals from the microphones and PMT at 16384 Hz for 6 s on a 16-bit data acquisition system (DAQ: NI USB-6356).

We process the data in several ways, including (i) in the frequency domain via the power spectral density (PSD), which is computed using the Welch (1967) algorithm, with Hamming windows to reduce spectral leakage, resulting in a frequency resolution of 0.5 Hz; (ii) via the complex analytic signal, which is computed with the Hilbert transform (Gabor 1946) and is used to determine the instantaneous phase difference between the forcing and the system, $\Delta\psi_{f,p'} \equiv \psi_f - \psi_{p'}$; and (iii) in phase space via nonlinear time-series analysis (Kantz & Schreiber 2003). It should be cautioned that, when applied to an aperiodic signal with multiple different frequencies, the Hilbert transform can give physically undefined values of the instantaneous phase (Boashash 1992). This limitation, however, does not necessarily imply that the Hilbert transform cannot still provide useful insight into the forced synchronization of a system oscillating aperiodically (Pikovskiy *et al.* 1997; Mondal, Pawar & Sujith 2017). In this study, we follow the convention of the synchronization community by taking a conservative approach whereby the results of the Hilbert transform are cross-checked against other independent synchronization indicators. For example, in nonlinear time-series analysis, we reconstruct the phase space using the embedding theorem of Takens (1981). In this procedure, we determine (i) the optimal time delay (τ) via the first local minimum of the average mutual information function (Fraser & Swinney 1986) and (ii) the minimum embedding dimension (d) via the method of Cao (1997). After reconstructing the phase space, we visualize the attractor (limit set) within it using three-dimensional phase portraits and one-sided Poincaré maps. To quantify the degree of topological self-similarity in the attractor, we compute its correlation dimension (\overline{D}_c) with the algorithm of Grassberger & Procaccia (1983). This is an invariant measure of the number of active degrees of freedom (DOFs) in a dynamical system and can be used to distinguish between a fixed point ($\overline{D}_c = 0$), a periodic limit cycle ($\overline{D}_c = 1$), a \mathbb{T}^2 torus ($\overline{D}_c = 2$), a \mathbb{T}^3 torus ($\overline{D}_c = 3$) and a strange attractor ($\overline{D}_c = \text{non-integer}$). For a detailed discussion of these methods, the reader is referred to the books by Kantz & Schreiber (2003) and Small (2005).

To complement the $p'(t)$ and $q'(t)$ data, we capture time-resolved broadband chemiluminescence images of the flame with a high-speed camera (Phantom M310: dynamic range of 12 bits) operating at an image resolution of 512×512 pixels and a frame rate of 3000 Hz. As § 3.1 will show, this frame rate is an order of magnitude higher than the highest natural frequency of the self-excited \mathbb{T}^2 thermoacoustic oscillations ($f_1 = 248 \pm 1.5$ Hz), ensuring that the flame imaging is time resolved.

3. Experimental results and discussion

3.1. Natural self-excited dynamics: ergodic \mathbb{T}^2 quasiperiodicity

Before examining the forced dynamics, it is necessary to find an unforced self-excited state with ergodic \mathbb{T}^2 quasiperiodicity at two incommensurate frequencies. In our system, such a state can be found at an equivalence ratio of $\phi = 0.57$ ($\pm 3.2\%$),

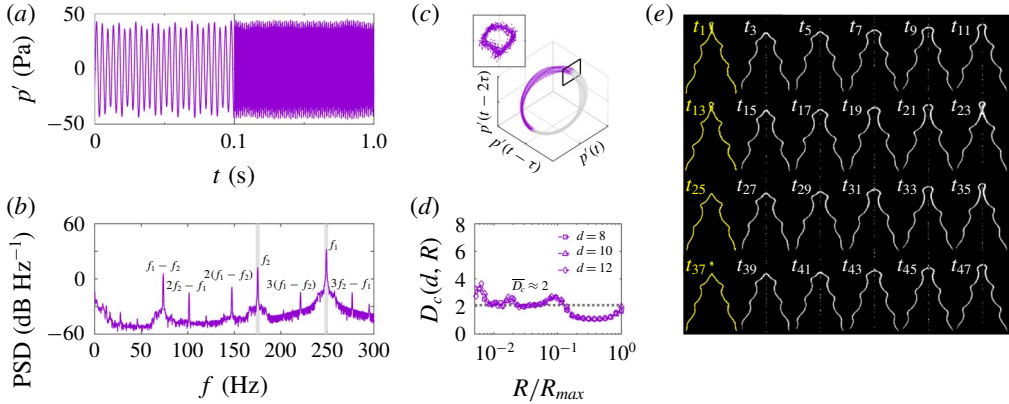


FIGURE 2. (Colour online) Natural self-excited dynamics of a thermoacoustic system undergoing ergodic \mathbb{T}^2 quasiperiodic oscillations: (a) time trace, (b) PSD, (c) phase portrait and Poincaré map and (d) slope of the correlation sum, all computed from the acoustic pressure fluctuations (p' from PM-2) in the combustor. In (c), phase-space reconstruction is performed with $d = 3$ and $\tau = 0.005$ s. Panel (e) shows a sequence of time-resolved Abel-inverted images of the flame captured via broadband chemiluminescence (successive images are separated in time by $1/1500$ s).

a bulk reactant velocity of $\bar{u} = 1.58 \text{ m s}^{-1}$ ($\pm 0.2\%$), a Reynolds number of $Re \equiv \rho \bar{u} D / \mu = 1280$ ($\pm 1.7\%$), where ρ and μ are the density and dynamic viscosity of the reactants, and a flame position of $\bar{z} \equiv z/L = 0.45$ ($\pm 0.4\%$), where z is the distance between the burner extension tip and the bottom of the combustor (figure 1). To consolidate the discussion, we present results mostly from this operating condition, but note that its synchronization dynamics (e.g. its bifurcations, synchronous states and Arnold tongues) are qualitatively representative of a range of operating conditions in which \mathbb{T}^2 quasiperiodicity occurs.

Figure 2 shows the natural self-excited dynamics at this operating condition. To establish the existence of ergodic \mathbb{T}^2 quasiperiodicity, we examine a variety of indicators, beginning with the (a) time trace, (b) PSD and (c) phase portrait and Poincaré map of the acoustic pressure fluctuations (p' from PM-2) in the combustor. The first indication that the system is quasiperiodic can be found in the PSD (figure 2b), where a pair of sharp dominant peaks appears at two incommensurate natural frequencies: $f_1 = 248 \pm 1.5$ and $f_2 = 174 \pm 1.5$ Hz. The peak at f_1 is nearly 20 dB (i.e. 10 times) higher than that at f_2 , which, as we will see in § 3.2.3, has fundamental implications for the way in which the system transitions from partial to complete synchronization. Surrounding these two peaks (f_1 and f_2) are several weaker peaks at their linear combinations ($|nf_1 \pm mf_2|$, where n and m are integers), indicating the presence of nonlinear wave–triad interactions between the two natural modes (Schmid & Henningson 2012). In the time trace (figure 2a), these interactions give rise to amplitude modulations at a relatively low frequency of $f = f_1 - f_2 \approx 74$ Hz. These beating modulations are a classical feature of self-excited oscillators with multiple natural modes (Pikovsky *et al.* 2003) and have been observed in various quasiperiodic systems, including flame-driven combustors (Mondal *et al.* 2017). The quasiperiodic nature of this system is also evident in its phase portrait (figure 2c), where the phase trajectory can be seen evolving on a stable attractor with a toroidal topology, i.e. a torus attractor. In the Poincaré map (inset of figure 2c), the intercepts

of this trajectory form a closed continuous ring, indicating that the torus is ergodic with an irrational winding number (Hilborn 2000).

To verify the two-dimensionality of the torus, we estimate its fractal dimension by computing \overline{D}_c as per § 2. Figure 2(d) shows the local slope of the correlation sum ($D_c = \partial \log C_N / \partial \log R$) as a function of the normalized hypersphere radius (R/R_{max}) for three embedding dimensions ($d = 8, 10$ and 12), all of which are high enough for D_c to converge. Within the self-similar Euclidean scaling range ($10^{-2} \leq R/R_{max} \leq 10^{-1}$), D_c converges to an average integer value of $\overline{D}_c \approx 2$, confirming that the torus is indeed two-dimensional. This is consistent with our earlier observation of two incommensurate natural frequencies (f_1 and f_2) in the PSD (figure 2b).

To complement the pressure data, we show in figure 2(e) a sequence of time-resolved Abel-inverted images of the flame captured via broadband chemiluminescence emission (§ 2). If the system were simply oscillating in a periodic limit cycle at a dominant natural frequency of $f_1 = 248 \pm 1.5$ Hz, then the image sequence, which is recorded at 3000 Hz, would repeat itself around once every 12 frames, i.e. at t_1, t_{13}, t_{25} and t_{37} . However, as figure 2(e) shows, the flame contours at these four time instants (highlighted in yellow) are markedly different from each other, in accordance with our assessment that the system is exhibiting behaviour more complex than just a periodic limit cycle.

In summary, by examining $p'(t)$ in the time, frequency and phase domains as well as by inspecting time-resolved Abel-inverted flame images, we have established that the natural self-excited dynamics of the system is quasiperiodic, with its phase trajectory evolving on a stable ergodic \mathbb{T}^2 torus attractor formed by two incommensurate natural modes: f_1 and f_2 . From here onwards, we will refer to this self-excited state as $\mathbb{T}_{1,2}^2$, with subscripts 1 and 2 denoting the dominant roles played by modes f_1 and f_2 .

3.2. Forced synchronization: period-1, \mathbb{T}^2 and \mathbb{T}^3 quasiperiodic states

Having established that the self-excited dynamics is dominated by ergodic \mathbb{T}^2 quasiperiodicity, we proceed to examine the forced synchronization dynamics. We begin with two synchronization maps, both in a parameter space defined by the forcing frequency (f_f/f_1 or f_f/f_2) and the forcing amplitude ($\epsilon_f \equiv |u'|/\bar{u}$), but with one (figure 3a) showing the forcing conditions at which different dynamical states arise and the other (figure 3b) showing contours of the normalized response amplitude. The normalized response amplitude is defined as $\eta_{p'} \equiv (\sigma_{p'}^* - \sigma_{p'})/\sigma_{p'}$, where $\sigma_{p'}^*$ and $\sigma_{p'}$ denote the root mean square of $p'(t)$ when the system is forced and unforced, respectively. Consequently, the thermoacoustic oscillations are weakened by the forcing when $\eta_{p'} < 0$ (blue regions) but are amplified by the forcing when $\eta_{p'} > 0$ (red regions). Overlaid on the contours of $\eta_{p'}$ (figure 3b) are discrete markers showing the onset of complete synchronization for two different self-excited states: the $\mathbb{T}_{1,2}^2$ state of the present study (white–red markers) and the period-1 state ($P1_1$) studied by Guan *et al.* (2019a) (black markers). The latter is shown for comparison with the forced synchronization of a periodic limit cycle.

At each value of f_f/f_1 , we incrementally increase ϵ_f until reaching flame blow-off (FBO), a limiting state represented in figure 3(a,b) by grey background shading. A preliminary inspection of figure 3(a) shows that there are four different dynamical states before FBO. Representative computations of their correlation dimensions are shown in figure 3(c–f). First we examine the typical path taken through these four states as ϵ_f increases at a fixed f_f/f_1 that leads to $\eta_{p'} < 0$, in accordance with our focus on open-loop control (§ 1.4). Figure 4 shows the (a) time trace,

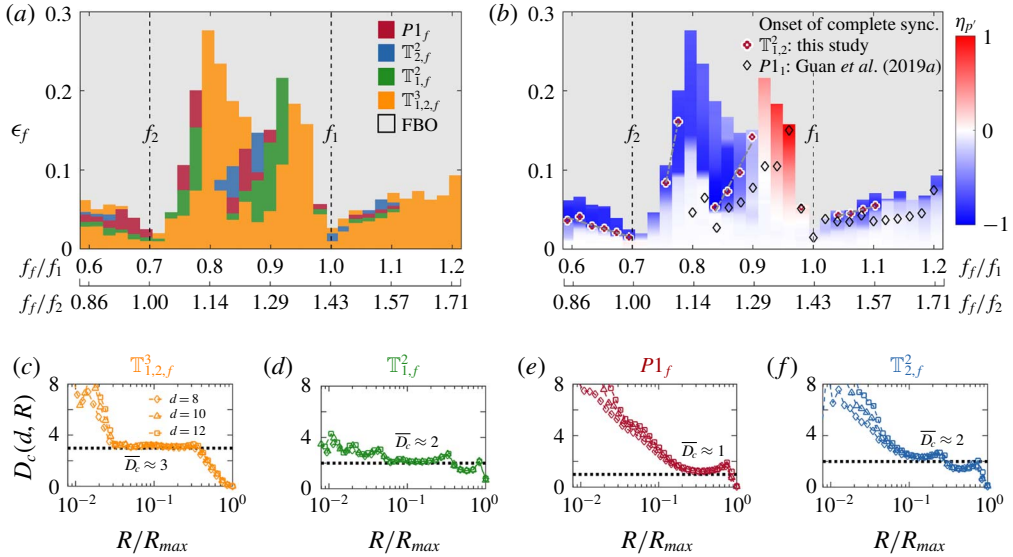


FIGURE 3. (Colour online) Forced response of an ergodic $\mathbb{T}_{1,2}^2$ thermoacoustic system: synchronization maps showing (a) the forcing conditions at which four different dynamical states arise and (b) contours of the normalized response amplitude ($\eta_{p'}$), both in a parameter space defined by the forcing frequency (f_f/f_1 or f_f/f_2) and the forcing amplitude ($\epsilon_f \equiv |u'|/\bar{u}$). In (b), the discrete markers indicate the onset of complete synchronization for two self-excited states: the $\mathbb{T}_{1,2}^2$ state of the present study (white–red markers) and the period-1 state ($P1_1$) studied by Guan *et al.* (2019a) (black markers). In (a,b), the grey background regions denote flame blow-off (FBO). Also shown are representative computations of the correlation dimension for each of the four states in (a), which correspond to the forcing conditions of figure 4: (c) $\mathbb{T}_{1,2,f}^3$, (d) $\mathbb{T}_{1,f}^2$, (e) $P1_f$, and (f) $\mathbb{T}_{2,f}^2$.

(b) PSD, (c) instantaneous phase difference between the forcing and the system, $\Delta\psi_{f,p'} \equiv \psi_f - \psi_{p'}$ (bottom row: $-\psi_{p'}$ only), (d) phase portrait and (e) Poincaré map of $p'(t)$ at $f_f/f_1 = 0.63$ ($f_f/f_2 = 0.90$) for six values of ϵ_f , including the unforced case ($\epsilon_f = 0$). From this and figure 3, we find much richer synchronization dynamics than that which has been reported in the thermoacoustics literature, which we will discuss below in order of increasing ϵ_f .

3.2.1. En route to partial synchronization: three-frequency quasiperiodicity ($\mathbb{T}_{1,2,f}^3$)

When forced at a low amplitude (figure 4: $\epsilon_f = 0.016$), the system transitions from its unforced two-frequency quasiperiodic state ($\mathbb{T}_{1,2}^2$) with two natural modes (f_1 and f_2) to a three-frequency quasiperiodic state ($\mathbb{T}_{1,2,f}^3$) with the same two natural modes (f_1 and f_2) and a forced mode (f_f). This can be seen in the PSD (figure 4b), where a sharp peak at f_f emerges alongside the two existing peaks at f_1 and f_2 . Surrounding these three incommensurate peaks are a series of weaker peaks at their linear combinations ($|nf_1 \pm mf_2 \pm af_f|$, where a is an integer), indicating the presence of nonlinear four-wave interactions between the two natural modes and the forced mode (Schmid & Henningson 2012). These interactions persist down to low frequencies, appearing in the time trace as slow modulations of the pressure amplitude (figure 4a).

As expected for an asynchronous state, $\Delta\psi_{f,p'}$ drifts unboundedly with time (figure 4c). This is known as phase drifting and can be found in all forced self-excited

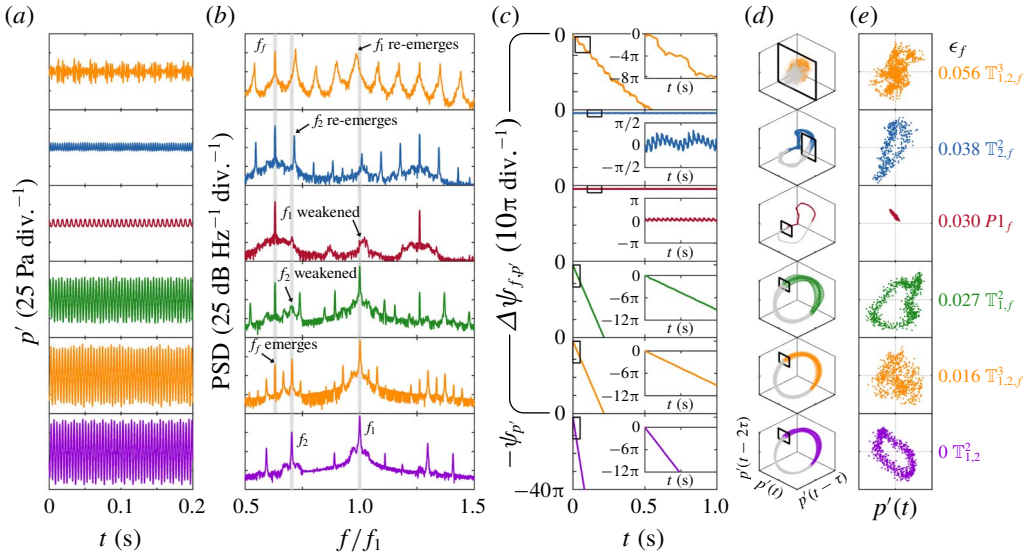


FIGURE 4. (Colour online) Forced response of an ergodic $\mathbb{T}_{1,2}^2$ thermoacoustic system undergoing asynchronous quenching at $f_f/f_1 = 0.63$ ($f_f/f_2 = 0.90$) for six values of ϵ_f , including the unforced case ($\epsilon_f = 0$): (a) time trace, (b) PSD, (c) $\Delta\psi_{f,p'}$ (bottom row: $-\psi_{p'}$), (d) phase portrait and (e) Poincaré map of $p'(t)$ in the combustor. In (d,e), phase-space reconstruction is performed with $d=3$ and $\tau=0.005$ s. The bottom row of (c) shows $-\psi_{p'}$, rather than $\Delta\psi_{f,p'}$, as $\epsilon_f=0$ there.

oscillators prior to complete synchronization (Pikovsky *et al.* 2003). At this particular forcing amplitude ($\epsilon_f = 0.016$), $\Delta\psi_{f,p'}$ drifts almost linearly in time, with no sign of phase slipping. The absence of phase slipping, however, is not representative of all instances of $\mathbb{T}_{1,2,f}^3$. As § 3.2.4 will show, at higher values of ϵ_f , $\Delta\psi_{f,p'}$ can sometimes drift nonlinearly in time, with phase slips occurring in integer multiples of $\pm 2\pi$.

In the phase portrait (figure 4d), the system trajectory evolves on a non-repeating orbit around a stable torus attractor. The corresponding Poincaré map shows a densely filled irregular structure (figure 4e), while the correlation dimension approaches an integer value of $\overline{D}_c \approx 3$ (figure 3c). Collectively, these observations indicate that the torus is ergodic and three-dimensional, with one active DOF arising from each of the three incommensurate modes: f_1 , f_2 and f_f . This state is thus referred to as $\mathbb{T}_{1,2,f}^3$.

State $\mathbb{T}_{1,2,f}^3$ is similar to state (B) of Anishchenko *et al.* (2008) (§ 1.3), albeit with a subtle, but important, difference: $\mathbb{T}_{1,2,f}^3$ can be observed even for exceedingly weak forcing (figure 3a: down to just above $\epsilon_f = 0$), whereas state (B) of Anishchenko *et al.* (2008) requires moderate forcing owing to the need to destroy any mutual synchronization between the two natural modes and thus to enable their frequencies to become incommensurately different from each other as well as from f_f . In other words, if the self-excited state were a resonant limit cycle, as it was in the study by Anishchenko *et al.* (2008), then to observe three-frequency quasiperiodicity would require a forcing amplitude that is sufficient to desynchronize the two initially commensurate natural modes. In our experiments, however, the self-excited state is already ergodic, with an irrational winding number, so even exceedingly weak forcing can produce three-frequency quasiperiodicity. In § 4, we will show that, along with

other resonant and ergodic quasiperiodic states, $\mathbb{T}_{1,2,f}^3$ can be qualitatively reproduced with two coupled VDP oscillators forced by a sinusoidal term.

In nonlinear dynamical systems, three-frequency quasiperiodic states are known to be potentially unstable to arbitrary weak perturbations and can transition to strange attractors – in what is commonly referred to as the Ruelle–Takens–Newhouse route to chaos (Newhouse, Ruelle & Takens 1978). In this study, we test for the presence of chaos using various methods, including the 0–1 test (Gottwald & Melbourne 2004) and the permutation spectrum test (Kulp & Zunino 2014), but find a negative result. This is not entirely surprising given that many experimental and numerical studies have unequivocally demonstrated the existence of stable quasiperiodic states with three incommensurate frequencies (Battelino 1988; Borkowski *et al.* 2015) and some with even four or five (Walden *et al.* 1984; Van Buskirk & Jeffries 1985). Nevertheless, it is important to study such high-dimensional (≥ 3) quasiperiodic states because the route to chaos (and hence to turbulence; Ruelle & Takens 1971) may pass through them. For example, transitions to chaos via stable three-frequency quasiperiodicity have been observed in experiments on a variety of systems, ranging from barium–sodium niobate crystals (Martin, Leber & Martienssen 1984) to Rayleigh–Bénard convection (Gollub & Benson 1980; Libchaber & Maurer 1982). Our measurements of $\mathbb{T}_{1,2,f}^3$ constitute the first experimental evidence of three-frequency quasiperiodicity in a forced self-excited $\mathbb{T}_{1,2}^2$ thermoacoustic system, potentially paving the way for the development of alternative strategies to control multi-mode combustor oscillations using concepts from chaos theory (Hovel 2010).

3.2.2. Partial synchronization: two-frequency quasiperiodicity ($\mathbb{T}_{1,f}^2$)

When forced at a moderate amplitude (figure 4: $\epsilon_f = 0.027$), the system undergoes partial synchronization: the weaker of the two natural modes (f_2) synchronizes with the forcing (f_f), while the stronger natural mode (f_1) remains desynchronized. In the PSD (figure 4*b*), this is evidenced by a weakening of the f_2 mode, which reduces the number of intermediate spectral peaks arising from nonlinear interactions between the forced and natural modes, as there is now one fewer natural mode (relative to $\mathbb{T}_{1,2,f}^3$) capable of producing such interactions. In phase space (figure 4*d*), this leads to the emergence of a resonant $\mathbb{T}_{1,f}^2$ torus on the existing $\mathbb{T}_{1,2,f}^3$ torus (§ 3.2.1), as indicated by the presence of a closed continuous ring in the Poincaré map (figure 4*e*) and by a correlation dimension that approaches an integer value of $\overline{D}_c \approx 2$ within the self-similar Euclidean scaling range (figure 3*d*).

Like $\mathbb{T}_{1,2,f}^3$, $\mathbb{T}_{1,f}^2$ exhibits phase drifting: $\Delta\psi_{f,p'}$ drifts unboundedly with time (figure 4*c*). When $\mathbb{T}_{1,2,f}^3 \rightarrow \mathbb{T}_{1,f}^2$, the time-averaged slope of $\Delta\psi_{f,p'}$, $\langle \Delta\dot{\psi}_{f,p'} \rangle$, remains largely unchanged, implying that the amplitude-weighted time average of all the spectral components in the signal also remains largely unchanged. At first sight, this finding might seem counterintuitive, given that the f_2 mode becomes synchronized as $\mathbb{T}_{1,2,f}^3 \rightarrow \mathbb{T}_{1,f}^2$. However, this apparent anomaly can be explained by the fact that the f_2 mode is initially 10 times weaker than the f_1 mode (§ 3.1), so its synchronization has only a negligible influence on the overall system frequency, $\langle \Delta\dot{\psi}_{f,p'} \rangle$. The relatively constant $\langle \Delta\dot{\psi}_{f,p'} \rangle$ also suggests that the route to synchronization involves an inverse Neimark–Sacker bifurcation (Balanov *et al.* 2008). This is because, unlike a classical saddle-node bifurcation, an inverse Neimark–Sacker bifurcation causes a system to synchronize via asynchronous quenching of its natural modes, rather than by frequency pulling (Balanov *et al.* 2008). This is precisely the behaviour observed here, as will be elaborated on in §§ 3.2.3 and 3.3. As for the universality of $\mathbb{T}_{1,f}^2$, we

note that this partially synchronous state is equivalent to state (C) of Anishchenko *et al.* (2008) (§ 1.3) and can thus be modelled with two coupled VDP oscillators forced by a sinusoidal term, as will be demonstrated in § 4.

3.2.3. Complete synchronization: a period-1 limit cycle ($P1_f$)

When forced at a critically high amplitude (figure 4: $\epsilon_f = 0.030$), the system undergoes complete synchronization: the f_1 mode now joins the f_2 mode in being synchronized with the forcing at f_f . This can be seen in the PSD (figure 4*b*), where sharp peaks at f_f and its harmonics dominate over residual traces of f_1 and f_2 . The corresponding phase trajectory evolves on a closed orbit that repeats itself once every cycle (figure 4*d*), which is characteristic of a period-1 limit cycle. The period-1 nature of this orbit is confirmed by the presence of a single cluster of intercepts in the Poincaré map (figure 4*e*). This cluster would be a perfectly discrete point if the oscillations in $p'(t)$ were free of cyclic variability, which, in this system, arises from background noise and residual traces of the f_1 and f_2 modes. The limit-cycle nature of this attractor is corroborated by a correlation dimension that approaches an integer value of $\overline{D}_c \approx 1$ (figure 3*e*), indicating a single active DOF in the system. From these indicators, it can be concluded that this completely synchronous state is a period-1 limit cycle at f_f . This state is therefore referred to as $P1_f$.

Crucially, the transition from partial synchronization ($\mathbb{T}_{1,f}^2$) to complete synchronization ($P1_f$) is accompanied by a substantial reduction in the thermoacoustic amplitude, which is evident in the time trace (figure 4*a*) and in the contours of η_p (figure 3*b*: blue regions). This reduction arises from asynchronous quenching and will be analysed in § 3.3 via the spectral powers and Rayleigh indices of the f_1 , f_2 and f_f modes.

Unlike $\mathbb{T}_{1,2,f}^3$ and $\mathbb{T}_{1,f}^2$, $P1_f$ exhibits phase locking instead of phase drifting (figure 4*c*): $\Delta\psi_{f,p'}$ becomes constant in time, indicating that the system is oscillating primarily at f_f and its harmonics. There are, however, minor fluctuations in $\Delta\psi_{f,p'}$ (see the insets of figure 4*c*) occurring on the same (fast) time scale as $p'(t)$ itself. These fluctuations occur because the system is not oscillating as sinusoidally as the forcing signal, as is evident from the skewed waveform of the time trace (figure 4*a*) and the presence of harmonics of f_f in the PSD (figure 4*b*). Phase locking is a signature feature of complete synchronization and, like phase drifting, can be modelled with canonical oscillators (Pikovsky *et al.* 2003).

State $P1_f$ is similar to the classical 1:1 synchronous states found in other forced self-excited flow systems, such as cylinder wakes (Provansal, Mathis & Boyer 1987), reacting wakes (Pawar *et al.* 2018), cross-flow jets (Davitian *et al.* 2010), jet diffusion flames (Li & Juniper 2013*b*) and premixed combustors (Bellows *et al.* 2008). However, unlike a classical synchronous state, $P1_f$ here is arrived at via synchronization of not just one natural mode, but two natural modes with incommensurate frequencies. Furthermore, these two natural modes are not synchronized simultaneously but in succession, with the weaker mode (f_2) synchronizing before – i.e. at lower ϵ_f than – the stronger mode (f_1) under most forcing conditions, including some where f_f is closer to f_1 than it is to f_2 (figure 3*a*). Like $\mathbb{T}_{1,2,f}^3$ and $\mathbb{T}_{1,f}^2$, $P1_f$ is well predicted by the analysis of Anishchenko *et al.* (2008) (§ 1.3: state (D)). Moreover, as § 4 will show, the sequential synchronization of f_2 and then f_1 can be qualitatively modelled with canonical oscillators, implying that these synchronization dynamics are not limited to this particular system, but are universal features of a wide range of forced and coupled self-excited systems with multiple natural modes (Pikovsky *et al.* 2003; Loose *et al.* 2010).

Figure 3(a) shows that the minimum ϵ_f required for complete synchronization ($P1_f$) decreases as f_f approaches either f_1 or f_2 , resulting in two \vee -shaped Arnold tongues, one centred on each of the two natural modes: $f_f/f_1 = 1$ and $f_f/f_2 = 1$ (figure 3b: white–red markers). In addition, there is a (third) partial Arnold tongue centred on $f_f/f_1 \approx 0.80$ ($f_f/f_2 \approx 1.14$), which sits between the two primary tongues and could be caused by high-order resonances between them (Pikovsky *et al.* 2003). The presence of Arnold tongues is characteristic of forced self-excited periodic oscillators (Balanov *et al.* 2008) and has been observed in various such systems (Pikovsky *et al.* 2003), including those from hydrodynamics (Li & Juniper 2013a) and thermoacoustics (Guan *et al.* 2019a). However, this is the first time that two primary Arnold tongues, centred on two incommensurate natural modes, have been observed together in a thermoacoustic system. The coexistence of two Arnold tongues enhances the versatility of open-loop control by enabling complete synchronization to be reached at lower ϵ_f and across a wider range of f_f .

For comparison with a period-1 thermoacoustic system, we show in figure 3(b) the synchronization boundaries (black markers) from the experiments of Guan *et al.* (2019a). It can be seen that introducing a second natural mode (f_2) to a self-excited system with an existing natural mode (f_1) alters the synchronization boundaries in two main ways: (i) it increases the minimum ϵ_f required for complete synchronization, with the secondary effect of making $P1_f$ unreachable for some forcing frequencies (mostly those very close to $f_f/f_1 = 1$) because FBO occurs first; and (ii) it makes complete synchronization around the second natural mode ($f_f/f_2 = 1$) possible, although, as was the case for the first natural mode, $P1_f$ becomes unreachable very close to $f_f/f_2 = 1$ because FBO occurs first. A possible explanation for the increase in the minimum ϵ_f required for complete synchronization can be found in a recent study on the flame double-input describing function. Using numerical simulations of a laminar conical flame based on the G -equation, Orchini & Juniper (2016) showed that the presence of an acoustic mode at a second frequency can affect the gain of the flame at the first frequency. This effect often reduces the gain of the flame to both acoustic modes as compared to its gain if the two modes were present one at a time. Similar reductions in flame gain, arising from two-frequency forcing, have been observed in the experiments of Moeck & Paschereit (2012). If the flame gain is reduced more at off-resonance frequencies, then that could explain why a higher ϵ_f is required to cause complete synchronization in the $\mathbb{T}_{1,2}^2$ quasiperiodic system studied here as compared to the period-1 system studied by Guan *et al.* (2019a).

Figure 3(b) also shows that, across a wide range of f_f around both f_1 and f_2 , the thermoacoustic amplitude can be drastically reduced – typically to less than 15% ($\eta_{p'} < -0.85$) of that of the unforced system and sometimes to as low as 2% ($\eta_{p'} = -0.98$ at $f_f/f_1 = 0.84$). In general, for a fixed f_f , the lowest $\eta_{p'}$ values coincide with complete synchronization ($P1_f$) and occur via asynchronous quenching of the natural modes (§ 3.3). There is, however, a limited range of f_f close to f_1 (figure 3b, red regions: $0.91 \leq f_f/f_1 \leq 0.99$) in which the thermoacoustic amplitude increases above that of the unforced system. This increase in $\eta_{p'}$ coincides with $\mathbb{T}_{1,2,f}^3$ and $\mathbb{T}_{1,f}^2$ and occurs via resonant amplification of the forcing signal (§ 3.3). In summary, whether external forcing increases or decreases the thermoacoustic amplitude depends on f_f relative to f_1 and f_2 , but the degree of the increase or decrease depends on ϵ_f , with the maximum decrease occurring at complete synchronization ($P1_f$). In § 3.3, we will examine in more detail specific examples of both asynchronous quenching and resonant amplification, with the aim of better understanding the physical mechanisms behind the observed variations in $\eta_{p'}$.

3.2.4. Beyond complete synchronization: $\mathbb{T}_{2,f}^2$, $\mathbb{T}_{1,2,f}^3$ and flame blow-off

When forced at an amplitude above that required for complete synchronization (figure 4: $\epsilon_f \geq 0.038$), the system transitions out of $P1_f$ and into one of three states.

(i) Partial synchronization (figure 4: $\epsilon_f = 0.038$): high-amplitude forcing brings the f_2 mode out of synchronization but leaves the f_1 mode in synchronization with the f_f mode, resulting in a new two-frequency quasiperiodic state dominated by f_2 and f_f : $\mathbb{T}_{2,f}^2$. This two-frequency quasiperiodic state differs from the one observed en route to $P1_f$ (§ 3.2.2: $\mathbb{T}_{1,f}^2$) in that here it is the f_2 mode, rather than the f_1 mode, that interacts with the f_f mode to produce resonant quasiperiodicity. This is evidenced by the re-emergence of the peak at f_2 in the PSD (figure 4b), alongside the existing peaks at f_f and its harmonics. The two-dimensionality of this state is confirmed by the presence of a closed continuous ring in the Poincaré map (figure 4e) and by a correlation dimension that approaches an integer value of $\overline{D}_c \approx 2$ (figure 3f), indicating two active DOFs in the system.

The partial synchronicity of $\mathbb{T}_{2,f}^2$ is also corroborated by the fact that $\Delta\psi_{f,p'}$ oscillates on two distinct time scales (figure 4c): (a) a fast time scale arising from the non-sinusoidal waveform of $p'(t)$ relative to the sinusoidal forcing signal, as discussed in § 3.2.3; and (b) a slow time scale associated with low-frequency beating. Despite these oscillations, however, $\Delta\psi_{f,p'}$ remains bounded in time. Thus, although $\Delta\psi_{f,p'}$ itself does not remain perfectly constant in time, its time-averaged slope $\langle \Delta\dot{\psi}_{f,p'} \rangle$ is still zero, indicating phase trapping – a partially synchronous feature defined by frequency locking without phase locking (Thévenin *et al.* 2011; Li & Juniper 2013c). This feature can be found not only at $\mathbb{T}_{2,f}^2$ but also at $\mathbb{T}_{1,f}^2$, as § 4 will show. Phase trapping has been observed in various periodic thermoacoustic systems, such as a ducted laminar premixed flame (Kashinath *et al.* 2018) and a turbulent premixed combustor (Balusamy *et al.* 2015). Here we show that phase trapping is not limited to periodic systems, but can arise in quasiperiodic systems as well, broadening the universality of this synchronization feature.

When ϵ_f increases for a fixed f_f , $P1_f$ is usually preceded by $\mathbb{T}_{1,f}^2$ but is succeeded by $\mathbb{T}_{2,f}^2$ (figure 3a). In other words, the mode that synchronizes first (f_2) desynchronizes first, and the mode that synchronizes last (f_1) desynchronizes last. This implies that mode switching occurs as the system passes through $P1_f$. A possible cause of this is that the gains of the two modes (f_1 and f_2) vary non-monotonically as ϵ_f increases, behaving as if they were nonlinearly unstable modes (Lieuwen & Yang 2005). An analogous phenomenon, in which the natural mode of a synchronized periodic oscillator re-emerges after ϵ_f increases above the value required for synchronization, has recently been observed in an identical thermoacoustic system (Guan *et al.* 2019b). In both the periodic case (Guan *et al.* 2019b) and the quasiperiodic case (figure 3a), the minimum ϵ_f required to re-excite the natural mode(s) increases as f_f deviates from either f_1 or f_2 . This behaviour is similar to that seen in the boundaries of the Arnold tongues (§ 3.2.3).

(ii) Three-frequency quasiperiodicity (figure 4: $\epsilon_f = 0.056$): high-amplitude forcing re-excites both the f_1 and f_2 modes, causing them to interact with each other and with the f_f mode to produce a three-frequency quasiperiodic state: $\mathbb{T}_{1,2,f}^3$. This is similar to the $\mathbb{T}_{1,2,f}^3$ state observed en route to partial synchronization (§ 3.2.1), but with spectral peaks that are more broadband (figure 4b) and with an attractor structure that is more fractal-like, reminiscent of a strange attractor (figure 4d,e). These differences suggest that the system could be approaching the edge of chaos via the Ruelle–Takens–Newhouse route (Newhouse *et al.* 1978; Hilborn 2000), although

results from the 0–1 test (Gottwald & Melbourne 2004) and the permutation spectrum test (Kulp & Zunino 2014) show no definitive evidence of chaos yet. It is worth noting that this $\mathbb{T}_{1,2,f}^3$ state can be reached via $\mathbb{T}_{2,f}^2$ (see above) or directly from $P1_f$. In the latter case, we suspect that there may in fact be an intermediate regime of $\mathbb{T}_{2,f}^2$ between $P1_f$ and $\mathbb{T}_{1,2,f}^3$, but that this regime is so much smaller than the average increment of the forcing amplitude ($\epsilon_f = 0.005$) that it could not be detected with statistical confidence in our experiments.

A notable feature of this particular $\mathbb{T}_{1,2,f}^3$ case is its $\Delta\psi_{f,p'}$ dynamics (figure 4c). Like the $\mathbb{T}_{1,2,f}^3$ case from § 3.2.1, here $\Delta\psi_{f,p'}$ drifts unboundedly with time. However, unlike before, this drifting is not perfectly linear in time: there is a gradual drift followed by an abrupt drop, resulting in $\Delta\psi_{f,p'}$ slipping by two full cycles (4π) at a time. In synchronization theory, this behaviour is known as phase slipping (Pikovsky *et al.* 2003). Physically, it implies that the system follows the forcing signal fairly closely most of the time, but then suddenly speeds up and gains an integer number of cycles within a relatively short time (if $f_f/f_1 > 1$, it slows down and loses cycles). Phase slipping is thought to be a universal feature of forced and coupled self-excited oscillators (Pikovsky *et al.* 2003). In fluid mechanics, for example, it has been observed in various systems, including an elastically mounted cylinder interacting with its self-excited wake (Khalak & Williamson 1999), a forced self-excited jet of helium (Li & Juniper 2013c) and a forced combustor with self-excited periodic oscillations (Balusamy *et al.* 2015). The fact that we also observe phase slipping – here in a forced thermoacoustic system with self-excited $\mathbb{T}_{1,2}^2$ oscillations – further supports the universality of this synchronization feature. The existence of such subtle $\Delta\psi_{f,p'}$ dynamics could have important implications for the design of open-loop control strategies, because the stability of thermoacoustic systems is known to be exceedingly sensitive to the phase relationship between the flame and its surrounding acoustic modes (Juniper & Sujith 2018).

(iii) Flame blow-off: at a sufficiently high ϵ_f , the flame is blown off the burner lip by incident acoustic velocity perturbations, causing the thermoacoustic oscillations to die away (figure 3a,b: grey background regions). Like the boundaries for partial synchronization ($\mathbb{T}_{1,f}^2$) and complete synchronization ($P1_f$), the minimum ϵ_f required for FBO decreases as f_f approaches either f_1 or f_2 , which suggests that the resonant feedback provided by the combustor acoustics is strongest at the two natural modes. The most common state bordering FBO is $\mathbb{T}_{1,2,f}^3$ (figure 3a), which is consistent with the view that this state is the most likely to transition to chaos (via the Ruelle–Takens–Newhouse route; Newhouse *et al.* 1978) and is therefore the most likely to cause irregular flame movements, leading to FBO. This interpretation is supported by time-resolved chemiluminescence images showing that the flame moves around chaotically just moments before FBO (see appendix A). This finding is consistent with previous observations of FBO arising from chaotic flame motion in both forced and unforced laminar premixed systems (Bourehla & Baillot 1998; Kabiraj & Sujith 2012).

3.2.5. Optimal control strategy

From figure 3(a,b), we can see that the synchronization dynamics observed in figure 4 are not limited to when f_f is below f_1 and f_2 , but also arise when f_f is above or between f_1 and f_2 . To illustrate this, we show in figures 5 and 6 data analogous to figure 4 but at $f_f/f_1 = 0.84$ and 1.10, respectively, instead of $f_f/f_1 = 0.63$. It is clear that the system follows the same route to and out of complete synchronization ($P1_f$) as the previous case: unforced ergodic $\mathbb{T}_{1,2}^2$ quasiperiodicity \rightarrow ergodic $\mathbb{T}_{1,2,f}^3$ quasiperiodicity \rightarrow resonant $\mathbb{T}_{1,f}^2$ quasiperiodicity \rightarrow synchronous $P1_f$ periodicity \rightarrow resonant $\mathbb{T}_{2,f}^2$

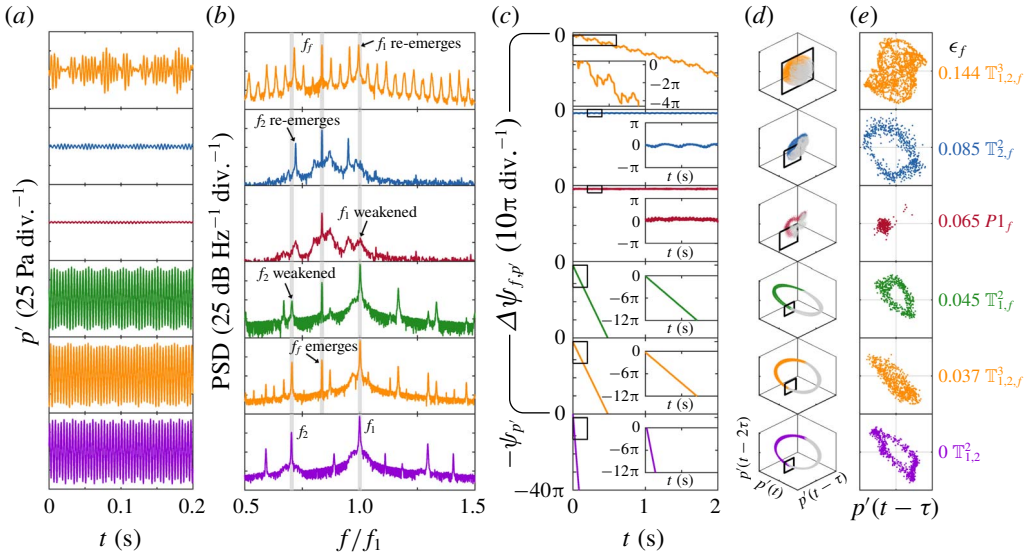


FIGURE 5. (Colour online) The same as for figure 4 but at $f_f/f_1 = 0.84$ ($f_f/f_2 = 1.20$).

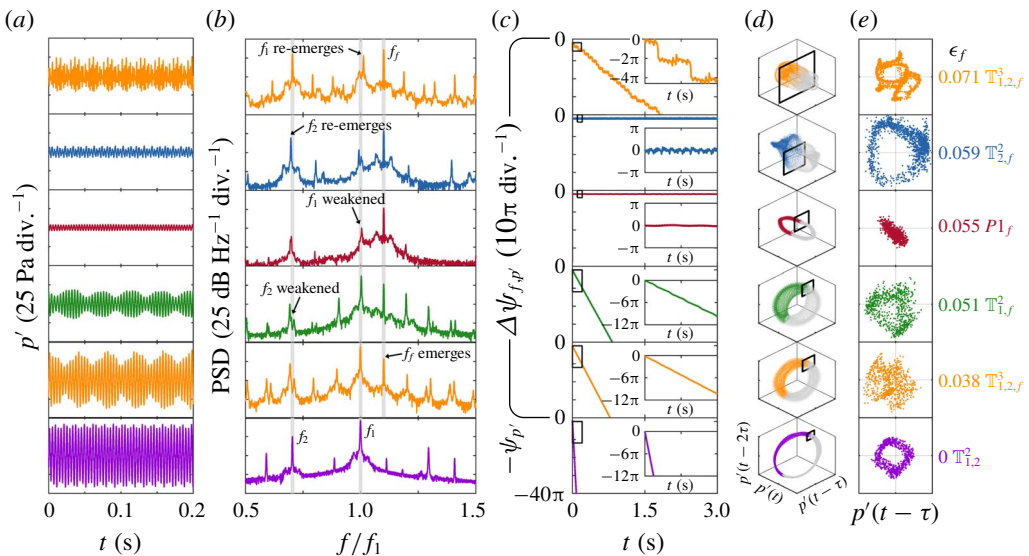


FIGURE 6. (Colour online) The same as for figure 4 but at $f_f/f_1 = 1.10$ ($f_f/f_2 = 1.57$).

quasiperiodicity \rightarrow ergodic $T_{1,2,f}^3$ quasiperiodicity \rightarrow FBO. Furthermore, $\eta_{p'}$ is similarly reduced by asynchronous quenching, with its maximum reduction occurring at $P1_f$ (figure 3b). However, as noted in § 3.2.3, not all values of f_f can lead to $P1_f$ or even $T_{1,f}^2$, especially when $f_2 \leq f_f \leq f_1$. The optimal control strategy for reducing $\eta_{p'}$ is to force the system at an off-resonance frequency around its weaker natural mode (f_2), at an amplitude just sufficient to cause $P1_f$, because this produces the largest reduction in $\eta_{p'}$ using relatively little actuation effort by exploiting asynchronous quenching (figure 3b). Across the entire f_f range of this study, the actuator power required to cause asynchronous quenching at $P1_f$ is generally negligible ($<0.05\%$)

relative to the thermal power of the flame. If one is compelled to force at a frequency around the stronger natural mode (f_1), then care must be taken to avoid a narrow range near f_1 ($0.91 \leq f_f/f_1 \leq 0.99$) because here $\eta_{p'}$ increases by resonant amplification. It is worth noting that a similar increase in $\eta_{p'}$ can be found near f_1 of the equivalent periodic system (Guan *et al.* 2019a). This shows that the addition of a weak natural mode (f_2) to the original single-mode (f_1) system can make open-loop control easier to implement, because the forcing can now be applied around f_2 , instead of f_1 , with similar reductions in $\eta_{p'}$ but less risk of amplification. Next we will examine in more detail both asynchronous quenching and resonant amplification.

3.3. Asynchronous quenching and resonant amplification

Figure 7 shows the spectral power contained in the f_1 mode (P_1^*), the f_2 mode (P_2^*), the f_f mode (P_f^*) and the total $p'(t)$ signal (P_t^*) for two distinct trends in $\eta_{p'}$: asynchronous quenching (figure 7a,c) and resonant amplification (figure 7b,d). These two trends are shown here for only two values of f_f but are qualitatively representative of a range of f_f around both f_1 and f_2 . All four power indicators are normalized by the total power of the unforced system (P_t , without an asterisk) and are shown as a function of the forcing power, which is normalized either by the forcing power required to cause the onset of complete synchronization, $(\epsilon_f/\epsilon_{f,CS})^2$ (figure 7a,c), or by the forcing power required to cause FBO, $(\epsilon_f/\epsilon_{f,FBO})^2$, if FBO occurs before complete synchronization (figure 7b,d). The modal power is found by integrating the PSD around each mode (± 5 Hz), which is equivalent to bandpass filtering around each frequency. The total power is found by integrating the PSD across its full bandwidth, and the result is checked to be equal (within 0.3%) to the mean-squared fluctuation, in accordance with Parseval's theorem.

To investigate the cause of the $\eta_{p'}$ variations, we show in figure 7(c,d) the Rayleigh index: $RI \equiv 1/T \int_0^T p'(t)q'(t) dt$, where T is the sampling duration (Lieuwen & Yang 2005). This is used to quantify the magnitude and direction of the energy exchange between the flame and the acoustic modes, accounting not only for the amplitude variations in $p'(t)$ and $q'(t)$ but also for their phase relationship (Hong *et al.* 2013). The Rayleigh indices of the three main modes (RI_1^* , RI_2^* , RI_f^*) are computed by bandpass filtering (± 5 Hz) the $p'(t)$ and $q'(t)$ signals with a zero phase-distortion algorithm based on a forward-backward scheme (Gustafsson 1996). The Rayleigh index of the total signal (RI_t^*) is computed without any filtering. All four Rayleigh indices are normalized by the total Rayleigh index of the unforced system (RI_t , without an asterisk) and are shown as a function of the forcing power, which is normalized similarly to figure 7(a,b).

First we explore asynchronous quenching. When $(\epsilon_f/\epsilon_{f,CS})^2$ increases within $\mathbb{T}_{1,2,f}^3$ (figure 7a: left yellow region), both P_1^* and P_2^* decrease slightly, but P_2^* becomes suppressed first (see inset) as it is initially much smaller than P_1^* . This concurs with RI_2^* (figure 7c: inset), which decreases to zero concurrently with P_2^* (figure 7a: inset), indicating that the flame is feeding progressively less power into the f_2 mode as $(\epsilon_f/\epsilon_{f,CS})^2$ increases. Thus, P_t^* consists mostly of P_1^* , with only a minor contribution from P_f^* .

When $(\epsilon_f/\epsilon_{f,CS})^2$ increases within $\mathbb{T}_{1,f}^2$ (figure 7a: green region), P_1^* decreases increasingly rapidly until it is eventually suppressed ($P_1^* \approx 0$), marking the onset of complete synchronization. This suppression of P_1^* causes a concurrent decrease in P_t^* because $P_2^* \approx 0$ and P_f^* increases only weakly with $(\epsilon_f/\epsilon_{f,CS})^2$. The fact that P_t^* decreases via a suppression of both P_2^* and P_1^* , without resonant amplification of P_f^* ,

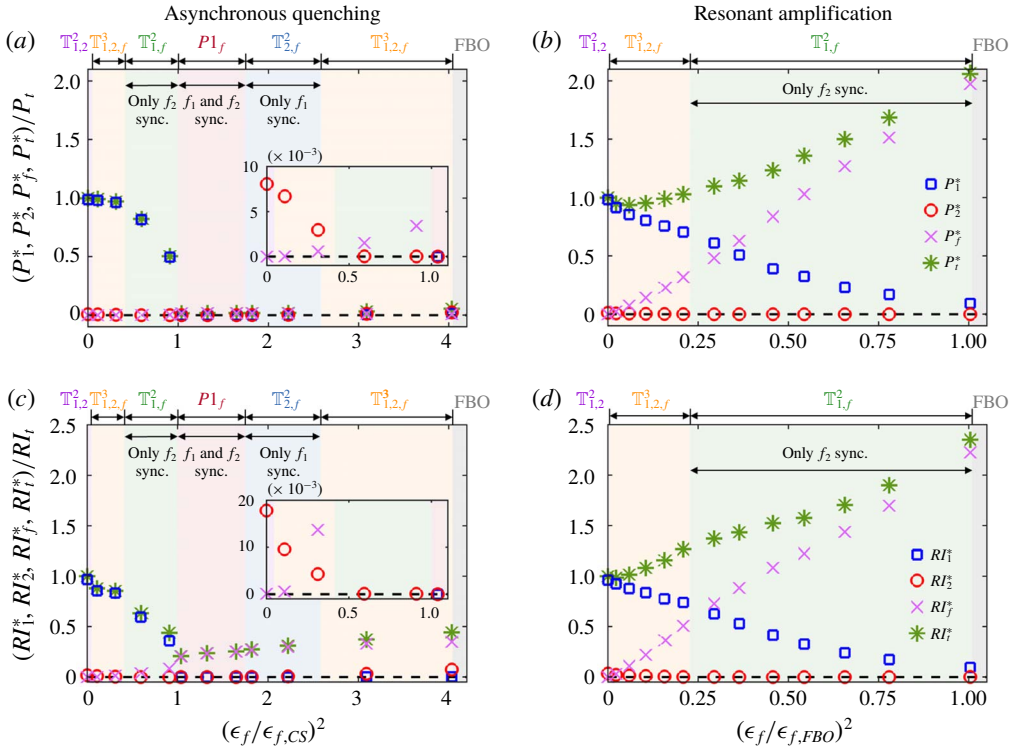


FIGURE 7. (Colour online) Representative cases of (a,c) asynchronous quenching and (b,d) resonant amplification in a forced self-excited ergodic $T_{1,2}^2$ thermoacoustic system. Shown are (a,b) the spectral power of the $p'(t)$ signal and (c,d) the Rayleigh index, both as a function of the forcing power. In (a,c), $f_f/f_1 = 0.63$ ($f_f/f_2 = 0.90$) and the forcing power is normalized by that required to cause the onset of complete synchronization. In (b,d), $f_f/f_1 = 0.92$ ($f_f/f_2 = 1.31$) and the forcing power is normalized by that required to cause FBO.

is a hallmark of asynchronous quenching (Minorsky 1967). The transient response of the system as it transitions from $T_{1,2}^2$ to $P1_f$ via asynchronous quenching is discussed in appendix B. According to Keen & Fletcher (1970), asynchronous quenching can be interpreted as an asymptotic loss of stability of the natural self-excited oscillations, arising from disturbances imposed by the external forcing, resulting in a decrease in the total oscillation amplitude of the forced self-excited system. For periodic thermoacoustic oscillations, asynchronous quenching has recently been shown to be caused by a reduced Rayleigh index (Guan *et al.* 2019a; Mondal *et al.* 2019). For quasiperiodic thermoacoustic oscillations, we find a similar reduction in the Rayleigh index (figure 7c: green region), as evidenced by the steep decreases in both RI_1^* and RI_2^* en route to $P1_f$. This shows that the physical cause of asynchronous quenching is a disruption of the positive coupling between the HRR from the flame and the f_1 acoustic mode of the combustor – and to a lesser extent the f_2 acoustic mode as well. Crucially, this generalizes the findings of Guan *et al.* (2019a) and Mondal *et al.* (2019) to $T_{1,2}^2$ quasiperiodic thermoacoustic oscillations.

Asynchronous quenching, however, is not the only type of response possible: resonant amplification can occur as well, leading to an increase in η_p (Odajima,

Nishida & Hatta 1974). This was mentioned briefly in our discussion of figure 3(b), where a region of $\eta_p > 0$ appears near $f_f/f_1 = 1$. Within this region, the synchronization dynamics is topologically simpler than that observed during asynchronous quenching (figures 4 and 6). As ϵ_f increases from zero, the system transitions from $\mathbb{T}_{1,2}^2$ to $\mathbb{T}_{1,2,f}^3$. For some values of f_f , this is followed by a transition to $\mathbb{T}_{1,f}^2$ owing to the partial synchronization of the f_2 mode. However, complete synchronization does not necessarily follow, with the system remaining either desynchronized ($\mathbb{T}_{1,2,f}^3$) or partially synchronized ($\mathbb{T}_{1,f}^2$) until FBO. Crucially, rather than decreasing with ϵ_f , the thermoacoustic amplitude increases (figure 3b: red regions), peaking at a value nearly double that of the unforced system ($\eta_p \approx +1$).

To better understand this increase in η_p , we examine the spectral power and the Rayleigh index (figure 7b,d). As $(\epsilon_f/\epsilon_{f,FBO})^2$ increases, both natural modes undergo synchronous quenching, as indicated by the gradual decreases in P_1^* and P_2^* . As before, this is accompanied by concurrent decreases in RI_1^* and RI_2^* , indicating again that the natural modes are quenched through a reduction of the power supplied to them from the flame. However, the rate at which P_1^* and P_2^* decrease with $(\epsilon_f/\epsilon_{f,FBO})^2$ is not sufficient to overcome the resonant amplification of P_f^* , causing P_t^* to increase above that of the unforced system. Physically, this amplification of P_f^* arises from increasingly strong coupling between the flame and the f_f acoustic mode, as evidenced by the steep monotonic increase in RI_f^* (figure 7d). An increase in P_t^* due to amplification of P_f^* is a defining feature of resonant amplification (Odajima *et al.* 1974) and can be modelled with a forced VDP oscillator (Keen & Fletcher 1970). In thermoacoustics, such resonant amplification was recently observed by Guan *et al.* (2019a) and Mondal *et al.* (2019) in periodic systems. Here we show that the same amplification can occur in quasiperiodic systems as well, highlighting the need to choose f_f carefully when applying open-loop control, regardless of the number of natural modes present.

4. Low-order modelling

It is well known that the nonlinear dynamics of self-excited systems can be modelled with low-order universal oscillators containing a VDP kernel (Pikovsky *et al.* 2003; Balanov *et al.* 2008). In thermoacoustics, this approach was first proposed by Culick (1971) as an analytical means of studying the nonlinear growth and saturation of unstable combustor modes. Since then, it has been used for various other applications, including output-only system identification (Noiray & Schuermans 2013), mode suppression by amplitude death (Biwa, Tozuka & Yazaki 2015) and analysis of the coupling between natural modes of similar frequencies (Acharya, Bothien & Lieuwen 2018).

For open-loop control, several researchers – including Bellows *et al.* (2008) and Guan *et al.* (2019a) – have shown that the forced synchronization of periodic thermoacoustic oscillations can be qualitatively modelled with a forced VDP-type oscillator. As noted in § 1.2, several key features, including the Arnold tongues and asynchronous quenching, can be accurately reproduced. In this study, we extend this low-order modelling approach to the forced synchronization of ergodic $\mathbb{T}_{1,2}^2$ quasiperiodic oscillations so as to better understand how to control them. The primary advantage of this phenomenological approach is that, unlike classical mechanistic approaches, it does not require detailed knowledge of the internal coupling between the flame and its surrounding acoustic modes (Pikovsky *et al.* 2003). Instead, the main thermoacoustic elements (flame and combustor) are lumped together and represented

as a consolidated self-excited oscillator with discrete natural frequencies, which is forced externally at a different frequency. A secondary advantage of this approach is that nearly a century of knowledge and analytical solutions on classical oscillators, dating back to the work of van der Pol & van der Mark (1927), can be repurposed for the control of modern systems such as combustors.

4.1. Model development

Our experiments show that the self-excited state of the system features ergodic $\mathbb{T}_{1,2}^2$ quasiperiodicity (§ 3.1). Therefore, we model the system as two autonomous coupled VDP oscillators with incommensurate natural frequencies subjected to external forcing:

$$\left. \begin{aligned} \ddot{x}_1 - b_1\dot{x}_1 + \omega_1^2x_1 + x_1^2\dot{x}_1 + k(x_1 - x_2) &= A_f \sin(\omega_f t), \\ \ddot{x}_2 - b_2\dot{x}_2 + \omega_2^2x_2 + x_2^2\dot{x}_2 + k(x_2 - x_1) &= B_f \sin(\omega_f t), \end{aligned} \right\} \quad (4.1)$$

where x_1 and x_2 are the dynamical variables, b_1 and b_2 are the linear growth parameters for self-excitation, ω_1 and ω_2 are the natural angular frequencies and k is the strength of the internal coupling between the two oscillators. The internal coupling is linear, reactive and symmetric, and saturation is provided by cubic nonlinearity. These choices are meant to keep the model as simple as possible, consistent with our phenomenological approach. The forcing is external and sinusoidal, with an angular frequency of ω_f and amplitudes of A_f and B_f for the two respective oscillators. For simplicity, the forcing is assumed to act on both oscillators equally ($A_f = B_f$) and simultaneously, in accordance with the framework of Kashinath *et al.* (2018).

The model (4.1) is calibrated using only two ratios from the unforced experiments (§ 3.1): (i) the winding number, $f_2/f_1 = 0.70$, which is used to define $\omega_2/\omega_1 = 0.70$; and (ii) the spectral amplitude ratio for modes $f_1/f_2 (\approx 10)$, which is used to define $b_1 = 0.04$, $b_2 = 0.018$ and $k = 0.2$. Although the model is calibrated using quantitative ratios, its simple form implies that it remains purely phenomenological, providing no expectations of a quantitative match with the experimental results. The model is solved numerically using a multistage variable-order algorithm (Shampine & Reichelt 1997). This is done for a range of A_f and ω_f so as to reproduce the experimental conditions.

Although Anishchenko *et al.* (2008) have used a similar model to study the forced synchronization of quasiperiodic oscillations, they focused on a resonant limit cycle rather than an ergodic $\mathbb{T}_{1,2}^2$ torus (§ 1.3). In particular, they examined the dynamical states and bifurcations of the system, which are important for understanding its inherent stability. As our study is motivated by open-loop control, we build on the work of Anishchenko *et al.* (2008) by focusing on the partial and complete synchronization boundaries as well as on amplitude-related phenomena such as asynchronous quenching and resonant amplification.

4.2. Comparison with experiments

Figure 8 compares the synchronization maps of (a) η_p from the experiments and (b) $\eta_{x'}$ from the model. Here $\eta_{x'}$ is defined analogously to η_p but for $x'(t) = x'_1(t)$ instead of $p'(t)$. As before, the response amplitude is weakened by the forcing when $\eta_{x'} < 0$ (blue regions) but is amplified by the forcing when $\eta_{x'} > 0$ (red regions). Overlaid on the contours of η_p and $\eta_{x'}$ are discrete markers representing the minimum forcing amplitude required for the synchronization of the weak natural mode ($f_2; \omega_2$), the strong natural mode ($f_1; \omega_1$) and both natural modes ($f_1, f_2; \omega_1, \omega_2$) – the latter corresponding to complete synchronization. The experimental map (figure 8a) is only

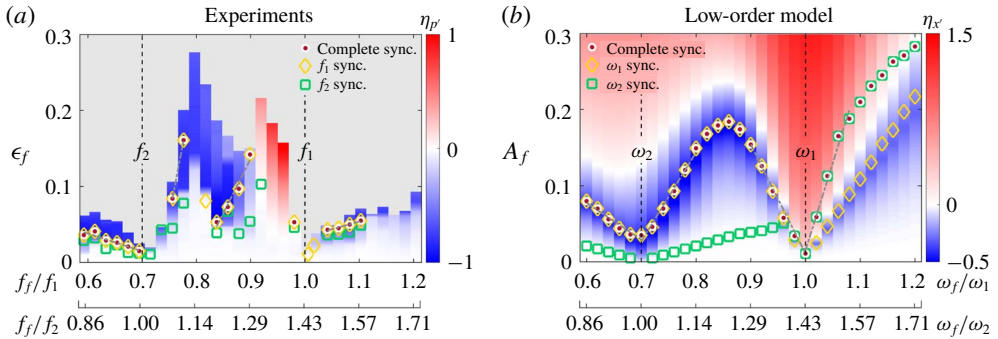


FIGURE 8. (Colour online) Synchronization maps from (a) the experiments and (b) the low-order model showing contours of the normalized response amplitude (η_p ; η_x), in a parameter space defined by the forcing frequency and amplitude. Three sets of markers are shown, representing the minimum forcing amplitude required for the synchronization of the weak natural mode (f_2 ; ω_2), the strong natural mode (f_1 ; ω_1) and both natural modes (f_1, f_2 ; ω_1, ω_2) – the latter corresponding to complete synchronization. In (a), the grey background regions denote FBO.

partially filled with data because of FBO (grey background regions), whereas the modelling map (figure 8b) has no such restrictions and can therefore offer predictive insight into the dynamics potentially exhibited by the thermoacoustic system had it not succumbed to FBO.

Despite its simplicity and trivial calibration, the model can still qualitatively reproduce many, but not all, of the synchronization features observed experimentally in the thermoacoustic system. These features include: (i) the emergence of two- and three-frequency quasiperiodic states as the forcing amplitude increases at an off-resonance frequency, as illustrated in figure 9: ($A_f = 0$) unforced ergodic $\mathbb{T}_{1,2}^2$ quasiperiodicity \rightarrow ($A_f = 0.008$) ergodic $\mathbb{T}_{1,2,f}^3$ quasiperiodicity \rightarrow ($A_f = 0.042$ and 0.052) resonant $\mathbb{T}_{1,f}^2$ quasiperiodicity \rightarrow ($A_f \geq 0.068$) synchronous $P1_f$ periodicity; (ii) a sequential route to complete synchronization along which the weak natural mode (f_2 ; ω_2) synchronizes before the strong natural mode (f_1 ; ω_1), although the model reverses this ordering when $\omega_f/\omega_1 > 1$; (iii) a reduction in the minimum forcing amplitude required for partial and complete synchronization as the forcing frequency approaches either of the two natural frequencies, resulting in two primary Arnold tongues; (iv) a wide range of phase dynamics, including phase drifting, slipping, trapping and locking (figure 9c); (v) a reduction in the response amplitude due to asynchronous quenching for forcing frequencies away from the strong natural mode (f_1 ; ω_1), with the maximum reduction typically occurring near complete synchronization (figure 10a); and (vi) an increase in the response amplitude due to resonant amplification for forcing frequencies close to the strong natural mode (f_1 ; ω_1), although the model shows some amplification even before the onset of complete synchronization when $\omega_f > \omega_1$ (figure 10b).

There are, however, several features of the thermoacoustic system that cannot be reproduced by the model. These features include: (i) the existence of a partial Arnold tongue between f_1 and f_2 ; (ii) the re-emergence of the f_1 and f_2 modes when ϵ_f increases above that required for complete synchronization, leading to transitions out of $P1_f$ and into $\mathbb{T}_{1,2,f}^3$ or $\mathbb{T}_{2,f}^2$; and (iii) a reduction in the response amplitude at complete synchronization when $f_f/f_1 > 1$.

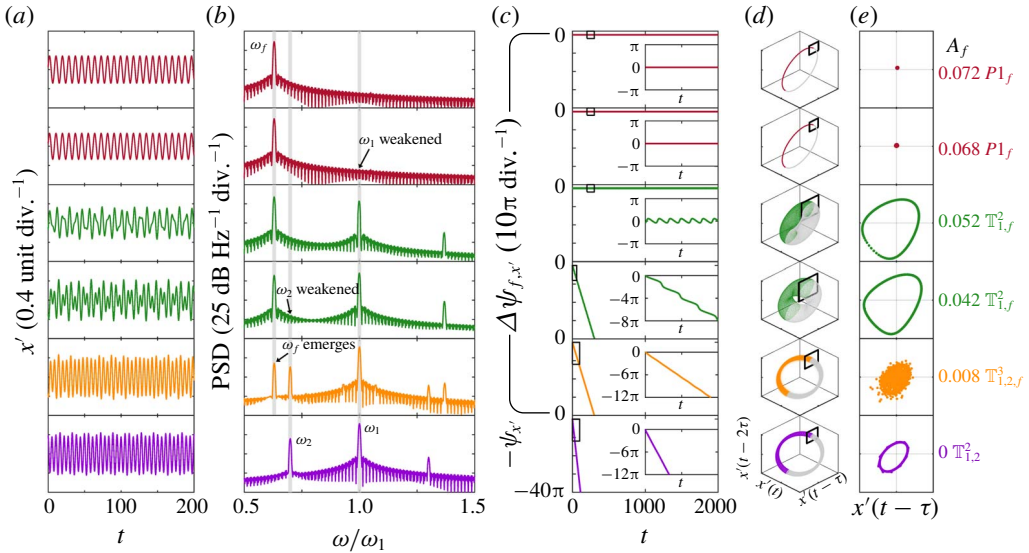


FIGURE 9. (Colour online) Forced response of two coupled VDP oscillators (4.1) with self-excited ergodic $\mathbb{T}_{1,2}^2$ quasiperiodicity undergoing asynchronous quenching at $\omega_f/\omega_1 = 0.63$ ($\omega_f/\omega_2 = 0.90$) for six values of A_f , including the unforced case ($A_f = 0$): (a) time trace, (b) PSD, (c) $\Delta\psi_{f,x'}$ (bottom row: $-\psi_{x'}$), (d) phase portrait and (e) Poincaré map. In (d,e), phase-space reconstruction is performed with $d = 3$ and $\tau = 1.8$. The bottom panel of (c) shows $-\psi_{x'}$, rather than $\Delta\psi_{f,x'}$, because $A_f = 0$ there.

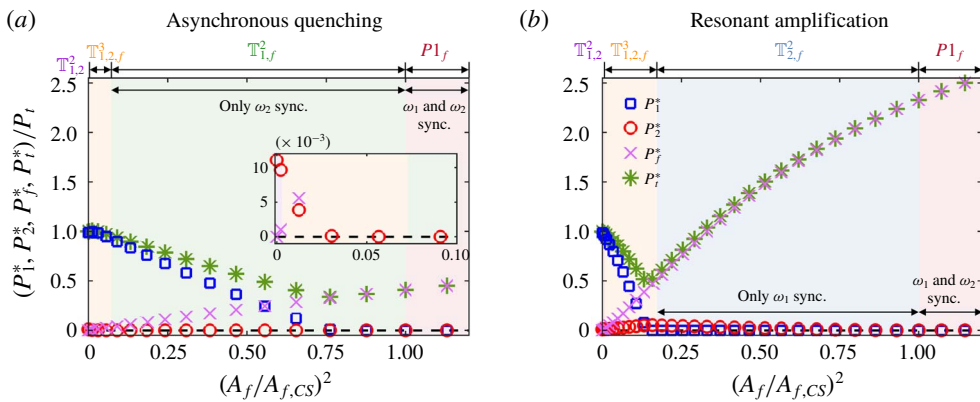


FIGURE 10. (Colour online) Representative cases of (a) asynchronous quenching and (b) resonant amplification in two forced coupled VDP oscillators (4.1) with self-excited ergodic $\mathbb{T}_{1,2}^2$ quasiperiodicity. The spectral powers of the ω_1 , ω_2 and ω_f modes, along with the total power, are shown as a function of the forcing power normalized by that required to cause the onset of complete synchronization. The forcing frequencies are (a) $\omega_f/\omega_1 = 0.63$ or $\omega_f/\omega_2 = 0.90$ and (b) $\omega_f/\omega_1 = 1.04$ or $\omega_f/\omega_2 = 1.49$.

The double-Arnold-tongue behaviour seen in both the experiments (figure 8a) and the model (figure 8b) can be explained through the internal coupling between the two oscillators. Supplementary simulations of the model (not shown) indicate that, without

internal coupling ($k=0$ in (4.1)), the two oscillators are effectively independent: the synchronization boundary of the ω_1 mode contains just one Arnold tongue centred on $\omega_f/\omega_1 = 1$, while that of the ω_2 mode also contains just one Arnold tongue but centred on $\omega_f/\omega_2 = 1$. The fact that, in both the experiments (figure 8a) and the coupled model (figure 8b), we find two Arnold tongues in each of the two synchronization boundaries suggests that the forcing is being internally amplified: after the weaker natural mode is synchronized, it goes on to amplify the forcing signal such that the remaining natural mode becomes synchronized at a lower (external) forcing amplitude than would otherwise be required without the synchronization of the first natural mode. Such internal amplification of the forcing is consistent with the laser experiments of Loose *et al.* (2010), who showed that weak internal coupling leads to the partial synchronization of only one natural mode, but that strong internal coupling leads to the complete synchronization of both natural modes in succession. This concurs with the dynamics observed in our thermoacoustic system and in the coupled VDP oscillators.

5. Conclusions

In this study, we have taken a synchronization approach to answering three research questions on the open-loop control of ergodic $\mathbb{T}_{1,2}^2$ quasiperiodic oscillations in a prototypical thermoacoustic system – a laminar conical premixed flame in a tube combustor. The three questions (§ 1.4) and our answers to them are as follows.

(i) Previous studies have shown that periodic acoustic forcing can control periodic thermoacoustic oscillations (§ 1.2), but can it also control quasiperiodic thermoacoustic oscillations? If it can, how does the synchronization process differ from that of the classical period-1 case studied by Guan *et al.* (2019a) and Mondal *et al.* (2019)?

Using spectral analysis and nonlinear time-series analysis, we have provided experimental evidence showing that periodic acoustic forcing is an effective strategy for controlling ergodic $\mathbb{T}_{1,2}^2$ quasiperiodic thermoacoustic oscillations (§ 3). Not only can the two natural frequencies (f_1 and f_2) be shifted to the forcing frequency (f_f) at a critically high forcing amplitude (ϵ_f), but the thermoacoustic amplitude (η_p) can be simultaneously reduced, particularly when the system is completely synchronized. Compared with that of a classical period-1 system, complete synchronization of this ergodic $\mathbb{T}_{1,2}^2$ quasiperiodic system is found to occur via a more elaborate route involving three sequential steps: as ϵ_f increases, (a) the system first transitions from unforced ergodic $\mathbb{T}_{1,2}^2$ quasiperiodicity to ergodic $\mathbb{T}_{1,2,f}^3$ quasiperiodicity owing to the introduction of an additional active DOF by the forcing (§ 3.2.1); (b) the system then transitions to resonant $\mathbb{T}_{1,f}^2$ quasiperiodicity as the weaker of the two natural modes (f_2) synchronizes first, leading to partial synchronization (§ 3.2.2); and finally (c) the system transitions to a PI_f limit cycle as the remaining natural mode (f_1) also synchronizes, leading to complete synchronization (§ 3.2.3). The minimum ϵ_f required to cause partial and complete synchronization decreases as f_f approaches either f_1 or f_2 , resulting in two primary Arnold tongues, one centred on $f_f/f_1 = 1$ and the other on $f_f/f_2 = 1$. There is also a third Arnold tongue between f_1 and f_2 , but it exists only partially (§ 3.2.3). The two primary Arnold tongues, along with the three-step sequential route to complete synchronization, can be modelled with low-order universal oscillators (§ 1.3), but have been observed in only two experimental systems before, neither of which is fluid mechanical: electronic circuits (Anishchenko *et al.* 2007) and semiconductor lasers (Loose *et al.* 2010). Furthermore, when forced at an amplitude above that required for PI_f , the system can transition

out of this completely synchronous state and into other states (§ 3.2.4), including resonant $\mathbb{T}_{2,f}^2$ quasiperiodicity, ergodic $\mathbb{T}_{1,2,f}^3$ quasiperiodicity and flame blow-off (FBO). Such desynchronization to high-order quasiperiodic states at high ϵ_f is a possible precursor to chaos. Associated with these various nonlinear states is a wide range of phase dynamics, including phase drifting, slipping, trapping and locking. In summary, we have provided the first experimental demonstration of open-loop control on quasiperiodic thermoacoustic oscillations, extending the applicability of this active control strategy from classical period-1 systems with just a single time scale to ergodic \mathbb{T}^2 quasiperiodic systems with two incommensurate time scales.

(ii) If periodic acoustic forcing can control quasiperiodic thermoacoustic oscillations, what are the optimal forcing conditions for producing the maximum reduction in thermoacoustic amplitude?

By analysing the contours of $\eta_{p'}$ and the spectral powers of the f_1 , f_2 and f_f modes, we have experimentally shown that the optimal control strategy is to apply off-resonance forcing at a frequency around the weaker natural mode (f_2) and at an amplitude just sufficient to cause complete synchronization ($P1_f$), as this produces the largest reduction in $\eta_{p'}$ using the least actuation effort by exploiting internal coupling (§§ 3.2.5 and 4). The reduction in $\eta_{p'}$ occurs via asynchronous quenching of the two natural modes, which, according to the Rayleigh index, is physically caused by a disruption of the positive feedback between the unsteady HRR of the flame and the acoustic modes of the combustor (§ 3.3). For reliable control, care must be taken to avoid forcing the system near its dominant natural mode (f_1) because here $\eta_{p'}$ and the Rayleigh index can increase with ϵ_f via resonant amplification of the forcing signal (§ 3.3). This criterion for resonant amplification is also valid for a classical period-1 system (Guan *et al.* 2019a). Thus, this demonstrates that the addition of a weak natural mode (f_2) to a single-mode (f_1) system can make open-loop control easier to implement, as the forcing can now be applied around f_2 , instead of f_1 , with similar reductions in $\eta_{p'}$ but less risk of resonant amplification.

However, it should be cautioned that this control strategy only works if one of the natural modes is significantly weaker than the other. If both modes are of similar strength, then it is conceivable that strong resonant amplification of the forcing can occur near both modes. In fact, this is exactly the outcome predicted by coupled VDP simulations. Therefore, when both natural modes are similar in strength, the proposed control strategy may have to be modified such that forcing is applied at a frequency away from both f_1 and f_2 , so as to avoid regimes of resonant amplification.

(iii) Previous studies on electronic circuits and semiconductor lasers have shown that the forced synchronization of quasiperiodic oscillations can be qualitatively modelled with low-order universal oscillators containing a VDP kernel (§ 1.3), but can such a phenomenological modelling approach work on thermoacoustic systems as well?

We have shown that a pair of reactively coupled VDP oscillators subjected to external sinusoidal forcing can qualitatively reproduce many, but not all, of the synchronization features of the thermoacoustic system described above. The only features that cannot be reproduced are (a) the partial Arnold tongue between f_1 and f_2 ; (b) the re-emergence of the f_1 and f_2 modes when ϵ_f increases above that required for complete synchronization, leading to transitions out of $P1_f$ and into $\mathbb{T}_{1,2,f}^3$ or $\mathbb{T}_{2,f}^2$; and (c) asynchronous quenching at $P1_f$ when $f_f/f_1 > 1$. Nevertheless, it is worth recalling that this model is the simplest self-excited model with two incommensurate natural modes. Despite its simplicity and trivial calibration, it can still qualitatively reproduce the synchronization features pertinent to open-loop control, such as the partial/complete synchronization boundaries, the two primary Arnold

tongues, asynchronous quenching and resonant amplification. This phenomenological agreement between a prototypical thermoacoustic system and a canonical model shows that these synchronization features are not specific to our particular system, but are universal features of forced self-excited oscillators.

The ability to model a real thermoacoustic system as a low-order oscillator system opens up new possibilities for the development of alternative control strategies, as the equations used to build the low-order system (nonlinear ordinary differential equations with just a few DOFs) are much simpler than the full Navier–Stokes equations (nonlinear partial differential equations with infinite DOFs) and can therefore be solved more easily. However, it should be cautioned that before such a model can be of practical use, its nonlinear saturation and coupling terms must be determined more accurately. If this can be achieved, the analytical and numerical solutions provided by such a model can be used for various applications, including: (a) as a prototypical platform for testing passive and active control strategies; (b) to gain new insight into the physics of multi-mode thermoacoustic oscillations and their mutual synchronization; (c) to investigate the interactions between thermoacoustic oscillations in the combustor and flow oscillations in other sub-systems, such as Helmholtz resonators; (d) to explore how the stability boundaries are influenced by different types of noise; and (e) to guide the reduction and analysis of experimental or numerical data collected in real combustors, with the aim of identifying subtle dynamics that might otherwise be overlooked.

Regarding opportunities for future work, we note that an effect worth exploring is that of the speed with which the forcing conditions are varied. Recent thermoacoustics experiments by Bonciolini & Noiray (2019) have shown that it is possible to dodge a supercritical Hopf bifurcation if the bifurcation parameter can be varied sufficiently quickly. It is thus reasonable to expect an analogous phenomenon occurring in forced synchronization, whereby it may be possible to dodge certain \mathbb{T}^2 or \mathbb{T}^3 states en route to complete synchronization if f_f or ϵ_f can be varied sufficiently quickly. A full investigation of such a transient effect is best left for a future study.

Another effect worth exploring is that of turbulence. Although our findings are qualitatively reproducible across a range of forcing and operating conditions, they have only been demonstrated here on a prototypical laminar combustor, with none of the extra complexity, bifurcations and DOFs that turbulence brings. Turbulence, and noise in general, can have non-trivial effects on the stability and dynamics of a nonlinear system, because it can modify both the deterministic properties (Noiray & Schuermans 2013) and the stochastic properties (Kabiraj *et al.* 2015; Gopalakrishnan *et al.* 2016). Nevertheless, experiments by Bellows *et al.* (2008) and Balusamy *et al.* (2015) on turbulent combustors undergoing self-excited periodic oscillations have shown that many of the defining features of forced synchronization can still be recovered. Moreover, decades of experiments, simulations and theoretical analyses in nonlinear dynamics have established that such synchronization features often arise across a variety of physically disparate systems, ranging from respiratory rhythms to neural cells to triode circuits (Pikovskiy *et al.* 2003; Balanov *et al.* 2008). Our next step is to conduct experiments under increasingly turbulent conditions to determine the extent to which the present findings carry over into practical systems.

Acknowledgements

We would like to thank Professor M. Juniper for introducing us to this problem, and Dr K. Kashinath for patiently helping us understand the results of his PhD thesis.

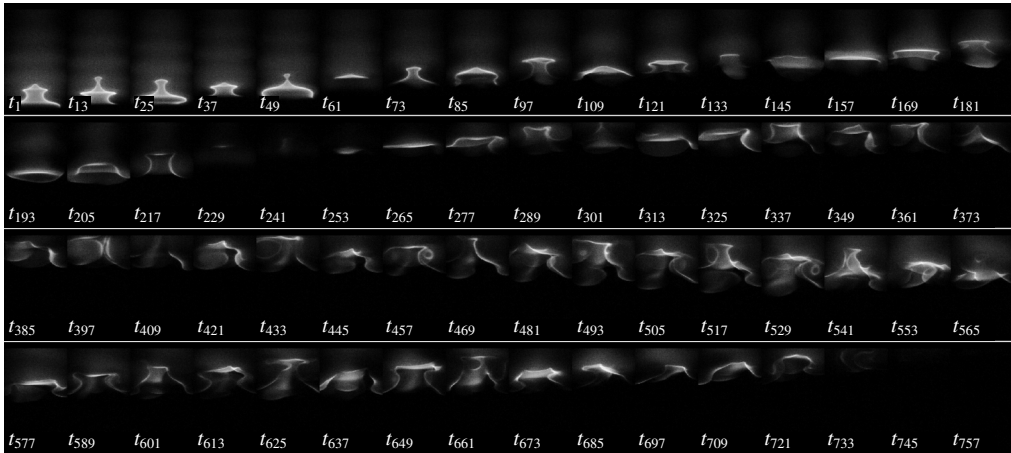


FIGURE 11. A sequence of time-resolved flame images captured via broadband chemiluminescence during an FBO event. Successive images are separated in time by 4 ms. The forcing conditions are $f_f/f_1 = 0.84$, $f_f/f_2 = 1.20$, and $\epsilon_f = 0.19$.

This work was supported by the Research Grants Council of Hong Kong (Project nos 16235716, 26202815 and 16210418), the National Natural Science Foundation of China (grant nos 11672123 and 91752201) and the Shenzhen Science and Technology Program (grant no. JCYJ20170412151759222).

Appendix A. Flame dynamics near blow-off conditions

Figure 11 shows a sequence of time-resolved flame images captured via broadband chemiluminescence during an FBO event. In the early stages of FBO (t_1 to t_{49}), the flame base lifts off aperiodically from the burner lip as a result of strong external forcing. Roll-up wrinkles can be seen advecting along the flame body, producing axisymmetric perturbations as well as pinch-off at the flame tip (t_{13} and t_{49}). Subsequently ($t > t_{49}$), the flame base detaches permanently from the burner lip, causing the flame body to move around chaotically with occasional transient near-extinction events (t_{241}). As time evolves, the flame attempts to reattach itself to the burner lip (t_{385} to t_{565}) but fails and extinguishes, completing the FBO event (t_{733}).

Appendix B. Transient response en route to asynchronous quenching

To illustrate the transient response of the system en route to asynchronous quenching, we show in figure 12 time traces of the normalized $p'(t)$ signal and $\epsilon_f(t)$ at $f_f/f_1 = 0.63$ ($f_f/f_2 = 0.90$). These forcing conditions correspond to those of figure 4 (third row from the top). It can be seen that, after the forcing is activated, the system takes around 2 s to transition from $\mathbb{T}_{1,2}^2$ to $P1_f$. However, the accompanying reduction in thermoacoustic amplitude ($\eta_{p'} = -0.87$) due to asynchronous quenching occurs earlier, taking just around 0.5 s. After the forcing is deactivated, the system takes around 0.5 s to transition back from $P1_f$ to $\mathbb{T}_{1,2}^2$ as well as to return to its original high-amplitude oscillatory state. This demonstrates that this open-loop control strategy, when applied to the prototypical quasiperiodic thermoacoustic system studied here, is reasonably quick and can be considered for further testing on more realistic combustors.

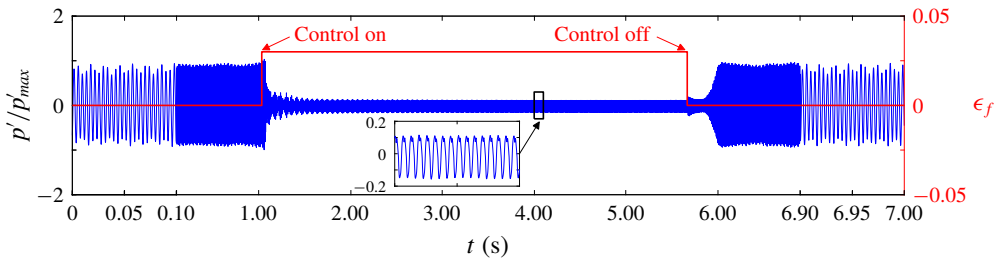


FIGURE 12. (Colour online) Transient response of an ergodic $\mathbb{T}_{1,2}^2$ thermoacoustic system undergoing asynchronous quenching via the open-loop application of periodic acoustic forcing at $f_f/f_1 = 0.63$ ($f_f/f_2 = 0.90$). The reduction in thermoacoustic amplitude is $\eta_p = -0.87$, which is achieved with an actuator power of just 0.001% of the thermal power of the flame.

REFERENCES

- ACHARYA, V. S., BOTHIEN, M. R. & LIEUWEN, T. C. 2018 Non-linear dynamics of thermoacoustic eigen-mode interactions. *Combust. Flame* **194**, 309–321.
- AFRAIMOVICH, V. S. & SHILNIKOV, L. P. 1991 Invariant two-dimensional tori, their breakdown and stochasticity. *Am. Math. Soc. Transl.* **149** (2), 201–212.
- ANISHCHENKO, V., NIKOLAEV, S. & KURTHS, J. 2007 Peculiarities of synchronization of a resonant limit cycle on a two-dimensional torus. *Phys. Rev. E* **76** (4), 046216.
- ANISHCHENKO, V., NIKOLAEV, S. & KURTHS, J. 2008 Bifurcational mechanisms of synchronization of a resonant limit cycle on a two-dimensional torus. *Chaos* **18** (3), 037123.
- BALANOV, A., JANSON, N., POSTNOV, D. & SOSNOVTSEVA, O. 2008 *Synchronization: From Simple to Complex*. Springer Science and Business Media.
- BALUSAMY, S., LI, L. K. B., HAN, Z., JUNIPER, M. P. & HOCHGREB, S. 2015 Nonlinear dynamics of a self-excited thermoacoustic system subjected to acoustic forcing. *Proc. Combust. Inst.* **35** (3), 3229–3236.
- BATTELINO, P. M. 1988 Persistence of three-frequency quasiperiodicity under large perturbations. *Phys. Rev. A* **38** (3), 1495–1502.
- BELLOWS, B., HREIZ, A. & LIEUWEN, T. 2008 Nonlinear interactions between forced and self-excited acoustic oscillations in premixed combustor. *J. Propul. Power* **24** (3), 628–631.
- BIWA, T., TOZUKA, S. & YAZAKI, T. 2015 Amplitude death in coupled thermoacoustic oscillators. *Phys. Rev. Appl.* **3** (3), 034006.
- BOASHASH, B. 1992 Estimating and interpreting the instantaneous frequency of a signal. *Proc. IEEE* **80** (4), 520–538.
- BOCCALETTI, S., ALLARIA, E., MEUCCI, R. & ARECCHI, F. T. 2002 Experimental characterization of the transition to phase synchronization of chaotic CO₂ laser systems. *Phys. Rev. Lett.* **89** (19), 194101.
- BONCIOLINI, G. & NOIRAY, N. 2019 Bifurcation dodge: avoidance of a thermoacoustic instability under transient operation. *Nonlinear Dyn.* **1**, 1–14.
- BORKOWSKI, L., PERLIKOWSKI, P., KAPITANIAK, T. & STEFANSKI, A. 2015 Experimental observation of three-frequency quasiperiodic solution in a ring of unidirectionally coupled oscillators. *Phys. Rev. E* **91** (6), 062906.
- BOTHIEN, M. R., MOECK, J. P. & PASCHEREIT, C. O. 2008 Active control of the acoustic boundary conditions of combustion test rigs. *J. Sound Vib.* **318** (4), 678–701.
- BOUREHLA, A. & BAILLOT, F. 1998 Appearance and stability of a laminar conical premixed flame subjected to an acoustic perturbation. *Combust. Flame* **114** (3), 303–318.
- CANDEL, S. 2002 Combustion dynamics and control: progress and challenges. *Proc. Combust. Inst.* **29** (1), 1–28.

- CAO, L. 1997 Practical method for determining the minimum embedding dimension of a scalar time series. *Physica D* **110** (1), 43–50.
- CULICK, F. E. C. 1971 Non-linear growth and limiting amplitude of acoustic oscillations in combustion chambers. *Combust. Sci. Technol.* **3** (1), 1–16.
- CULICK, F. E. C. 2006 Unsteady motions in combustion chambers for propulsion systems. North Atlantic Treaty Organisation, AGARDograph AG-AVT-039.
- DAVITIAN, J., GETSINGER, D., HENDRICKSON, C. & KARAGOZIAN, A. R. 2010 Transition to global instability in transverse-jet shear layers. *J. Fluid Mech.* **661**, 294–315.
- DEWAN, E. 1972 Harmonic entrainment of van der Pol oscillations: phaselocking and asynchronous quenching. *IEEE Trans. Autom. Control* **17** (5), 655–663.
- DOWLING, A. P. & MORGANS, A. S. 2005 Feedback control of combustion oscillations. *Annu. Rev. Fluid Mech.* **37**, 151–182.
- FRASER, A. M. & SWINNEY, H. L. 1986 Independent coordinates for strange attractors from mutual information. *Phys. Rev. A* **33** (2), 1134–1140.
- GABOR, D. 1946 Theory of communication. *J. Inst. Electr. Engng (London)* **3**, 429–457.
- GAYDON, A. G. 1974 *Spectroscopy of Flames*. Chapman and Hall.
- GLASS, L. 2001 Synchronization and rhythmic processes in physiology. *Nature* **410** (6825), 277–284.
- GOLLUB, J. P. & BENSON, S. V. 1980 Many routes to turbulent convection. *J. Fluid Mech.* **100** (3), 449–470.
- GOPALAKRISHNAN, E. A., TONY, J., SREELEKHA, E. & SUJITH, R. I. 2016 Stochastic bifurcations in a prototypical thermoacoustic system. *Phys. Rev. E* **94** (2), 022203.
- GOTODA, H., OKUNO, Y., HAYASHI, K. & TACHIBANA, S. 2015 Characterization of degeneration process in combustion instability based on dynamical systems theory. *Phys. Rev. E* **92** (5), 052906.
- GOTTWALD, G. A. & MELBOURNE, I. 2004 A new test for chaos in deterministic systems. *Proc. R. Soc. Lond. A* **460** (2042), 603–611.
- GRASSBERGER, P. & PROCACCIA, I. 1983 Characterization of strange attractors. *Phys. Rev. Lett.* **50** (5), 346–349.
- GUAN, Y., GUPTA, V., KASHINATH, K. & LI, L. K. B. 2019a Open-loop control of periodic thermoacoustic oscillations: experiments and low-order modelling in a synchronization framework. *Proc. Combust. Inst.* **37**, 5315–5323.
- GUAN, Y., HE, W., MURUGESAN, M., LI, Q., LIU, P. & LI, L. K. B. 2019b Control of self-excited thermoacoustic oscillations using transient forcing, hysteresis and mode switching. *Combust. Flame* **202**, 262–275.
- GUAN, Y., MURUGESAN, M. & LI, L. K. B. 2018 Strange nonchaotic and chaotic attractors in a self-excited thermoacoustic oscillator subjected to external periodic forcing. *Chaos* **28** (9), 093109.
- GUSTAFSSON, F. 1996 Determining the initial states in forward-backward filtering. *IEEE Trans. Signal Process.* **44** (4), 988–992.
- HECKL, M. A. 1988 Active control of the noise from a Rijke tube. *J. Sound Vib.* **124** (1), 117–133.
- HILBORN, R. C. 2000 *Chaos and Nonlinear Dynamics: An Introduction for Scientists and Engineers*. Oxford University Press.
- HONG, S., SHANBHOGUE, S. J., SPETH, R. L. & GHONIEM, A. F. 2013 On the phase between pressure and heat release fluctuations for propane/hydrogen flames and its role in mode transitions. *Combust. Flame* **160** (12), 2827–2842.
- HOVEL, P. 2010 *Control of Complex Nonlinear Systems with Delay*. Springer.
- JAHNKE, C. C. & CULICK, F. E. C. 1994 Application of dynamical systems theory to nonlinear combustion instabilities. *J. Propul. Power* **10** (4), 508–517.
- JOHNSON, A., UDDIN, M. & POLLARD, A. 2005 Calibration of hot-wire probes using non-uniform mean velocity profiles. *Exp. Fluids* **39** (3), 525–532.
- JUNIPER, M. P. & SUJITH, R. I. 2018 Sensitivity and nonlinearity of thermoacoustic oscillations. *Annu. Rev. Fluid Mech.* **50**, 661–689.
- KABIRAJ, L., SAURABH, A., WAHI, P. & SUJITH, R. I. 2012a Route to chaos for combustion instability in ducted laminar premixed flames. *Chaos* **22** (2), 023129.

- KABIRAJ, L., STEINERT, R., SAURABH, A. & PASCHEREIT, C. O. 2015 Coherence resonance in a thermoacoustic system. *Phys. Rev. E* **92** (4), 042909.
- KABIRAJ, L. & SUJITH, R. I. 2012 Nonlinear self-excited thermoacoustic oscillations: intermittency and flame blowout. *J. Fluid Mech.* **713**, 376–397.
- KABIRAJ, L., SUJITH, R. I. & WAHL, P. 2012*b* Bifurcations of self-excited ducted laminar premixed flames. *Trans. ASME: J. Engng Gas Turbines Power* **134** (3), 031502.
- KANTZ, H. & SCHREIBER, T. 2003 *Nonlinear Time Series Analysis*, 2nd edn. Cambridge University Press.
- KASHINATH, K., LI, L. K. B. & JUNIPER, M. P. 2018 Forced synchronization of periodic and aperiodic thermoacoustic oscillations: lock-in, bifurcations and open-loop control. *J. Fluid Mech.* **838**, 690–714.
- KASHINATH, K., WAUGH, I. C. & JUNIPER, M. P. 2014 Nonlinear self-excited thermoacoustic oscillations of a ducted premixed flame: bifurcations and routes to chaos. *J. Fluid Mech.* **761**, 399–430.
- KEEN, B. E. & FLETCHER, W. H. W. 1970 Suppression of a plasma instability by the method of ‘asynchronous quenching’. *Phys. Rev. Lett.* **24** (4), 130.
- KHALAK, A. & WILLIAMSON, C. H. K. 1999 Motions, forces and mode transitions in vortex-induced vibrations at low mass-damping. *J. Fluid Struct.* **13**, 813–851.
- KULP, C. W. & ZUNINO, L. 2014 Discriminating chaotic and stochastic dynamics through the permutation spectrum test. *Chaos* **24** (3), 033116.
- LI, L. K. B. & JUNIPER, M. P. 2013*a* Lock-in and quasiperiodicity in a forced hydrodynamically self-excited jet. *J. Fluid Mech.* **726**, 624–655.
- LI, L. K. B. & JUNIPER, M. P. 2013*b* Lock-in and quasiperiodicity in hydrodynamically self-excited flames: experiments and modelling. *Proc. Combust. Inst.* **34** (1), 947–954.
- LI, L. K. B. & JUNIPER, M. P. 2013*c* Phase trapping and slipping in a forced hydrodynamically self-excited jet. *J. Fluid Mech.* **735**, R5.
- LIBCHABER, A. & MAURER, J. 1982 A Rayleigh Bénard experiment: helium in a small box. In *Nonlinear Phenomena at Phase Transitions and Instabilities*, pp. 259–286. Springer.
- LIEUWEN, T. C. 2003 Combustion driven oscillations in gas turbines. In *Turbomachinery International*, pp. 16–18. Turbomachinery International Publications.
- LIEUWEN, T. C. & YANG, V. 2005 *Combustion Instabilities in Gas Turbine Engines: Operational Experience, Fundamental Mechanisms, and Modeling*. American Institute of Aeronautics and Astronautics.
- LOOSE, A., WÜNSCHE, H. J. & HENNEBERGER, F. 2010 Synchronization of quasiperiodic oscillations to a periodic force studied with semiconductor lasers. *Phys. Rev. E* **82** (3), 035201.
- LUBARSKY, E., SHCHERBIK, D., BIBIK, A. & ZINN, B. T. 2003 Active control of combustion oscillations by non-coherent fuel flow modulation. In *Ninth AIAA/CEAS Aeroacoustics Conference and Exhibit, AIAA Paper*, p. 3180.
- MARTIN, S., LEBER, H. & MARTIENSSSEN, W. 1984 Oscillatory and chaotic states of the electrical conduction in barium sodium niobate crystals. *Phys. Rev. Lett.* **53** (4), 303.
- MCMANUS, K. R., VANDSBURGER, U. & BOWMAN, C. T. 1990 Combustor performance enhancement through direct shear layer excitation. *Combust. Flame* **82** (1), 75–92.
- MINORSKY, N. 1967 Comments on asynchronous quenching. *IEEE Trans. Autom. Control* **12** (2), 225–227.
- MOECK, J. P. & PASCHEREIT, C. O. 2012 Nonlinear interactions of multiple linearly unstable thermoacoustic modes. *Intl J. Spray Combust.* **4** (1), 1–27.
- MONDAL, S., PAWAR, S. A. & SUJITH, R. I. 2017 Synchronous behaviour of two interacting oscillatory systems undergoing quasiperiodic route to chaos. *Chaos* **27** (10), 103119.
- MONDAL, S., PAWAR, S. A. & SUJITH, R. I. 2019 Forced synchronization and asynchronous quenching of periodic oscillations in a thermoacoustic system. *J. Fluid Mech.* **864**, 73–96.
- MONGIA, H. C., HELD, T. J., HSIAO, G. C. & PANDALAI, R. P. 2003 Challenges and progress in controlling dynamics in gas turbine combustors. *J. Propul. Power* **19** (5), 822–829.
- NEWHOUSE, S., RUELLE, D. & TAKENS, F. 1978 Occurrence of strange Axiom A attractors near quasiperiodic flows on t^m , $m \geq 3$. *Commun. Math. Phys.* **64** (1), 35–40.

- NOIRAY, N., DUROX, D., SCHULLER, T. & CANDEL, S. 2009 Dynamic phase converter for passive control of combustion instabilities. *Proc. Combust. Inst.* **32** (2), 3163–3170.
- NOIRAY, N. & SCHUERMANS, B. 2013 Deterministic quantities characterizing noise driven Hopf bifurcations in gas turbine combustors. *Intl J. Nonlinear Mech.* **50**, 152–163.
- ODAJIMA, K., NISHIDA, Y. & HATTA, Y. 1974 Synchronous quenching of drift-wave instability. *Phys. Fluids* **17** (8), 1631–1633.
- ORCHINI, A. & JUNIPER, M. P. 2016 Flame double input describing function analysis. *Combust. Flame* **171**, 87–102.
- PAWAR, S. A., SUJITH, R. I., EMERSON, B. & LIEUWEN, T. 2018 Characterization of forced response of density stratified reacting wake. *Chaos* **28** (2), 023108.
- PIKOVSKY, A., ROSENBLUM, M. & KURTHS, J. 2003 *Synchronization: A Universal Concept in Nonlinear Sciences*. Cambridge University Press.
- PIKOVSKY, A., ROSENBLUM, M., OSIPOV, G. & KURTHS, J. 1997 Phase synchronization of chaotic oscillators by external driving. *Physica D* **104** (3–4), 219–238.
- POINSOT, T. 2017 Prediction and control of combustion instabilities in real engines. *Proc. Combust. Inst.* **36** (1), 1–28.
- VAN DER POL, B. 1927 Forced oscillations in a circuit with non-linear resistance. *Phil. Mag.* **3** (13), 65–80.
- VAN DER POL, B. & VAN DER MARK, J. 1927 Frequency demultiplication. *Nature* **120** (3019), 363–364.
- PROVANSAL, M., MATHIS, C. & BOYER, L. 1987 Bénard–von Kármán instability: transient and forced regimes. *J. Fluid Mech.* **182**, 1–22.
- RAYLEIGH, LORD 1878 The explanation of certain acoustical phenomena. *Nature* **18**, 319–321.
- RUELLE, D. & TAKENS, F. 1971 On the nature of turbulence. *Commun. Math. Phys.* **20** (3), 167–192.
- SCHMID, P. J. & HENNINGSON, D. S. 2012 *Stability and Transition in Shear Flows*. Springer Science and Business Media.
- SHAMPINE, L. F. & REICHEL, M. W. 1997 The Matlab ODE suite. *SIAM J. Sci. Comput.* **18** (1), 1–22.
- SMALL, M. 2005 *Applied Nonlinear Time Series Analysis: Applications in Physics, Physiology and Finance*. World Scientific.
- STANKEVICH, N. V., KURTHS, J. & KUZNETSOV, A. P. 2015 Forced synchronization of quasiperiodic oscillations. *Commun. Nonlinear Sci.* **20** (1), 316–323.
- STAUBLI, T. 1987 Entrainment of self-sustained flow oscillations: phaselocking or asynchronous quenching? *J. Appl. Mech.* **54**, 707.
- TAKENS, F. 1981 Detecting strange attractors in turbulence. In *Dynamical Systems and Turbulence* (ed. D. A. Rand & L. S. Young), Lecture Notes in Mathematics, pp. 366–381. Springer.
- THÉVENIN, J., ROMANELLI, M., VALLET, M., BRUNEL, M. & ERNEUX, T. 2011 Resonance assisted synchronization of coupled oscillators: frequency locking without phase locking. *Phys. Rev. Lett.* **107** (10), 104101.
- THOMPSON, J. M. T. & STEWART, H. B. 2002 *Nonlinear Dynamics and Chaos*. John Wiley.
- VAN BUSKIRK, R. & JEFFRIES, C. 1985 Observation of chaotic dynamics of coupled nonlinear oscillators. *Phys. Rev. A* **31** (5), 3332.
- VISHNU, R., SUJITH, R. I. & AGHALAYAM, P. 2015 Role of flame dynamics on the bifurcation characteristics of a ducted V-flame. *Combust. Sci. Technol.* **187** (6), 894–905.
- WALDEN, R. W., KOLODNER, P., PASSNER, A. & SURKO, C. M. 1984 Nonchaotic Rayleigh–Bénard convection with four and five incommensurate frequencies. *Phys. Rev. Lett.* **53** (3), 242.
- WELCH, P. D. 1967 The use of fast Fourier transform for the estimation of power spectra: a method based on time averaging over short modified periodograms. *IEEE Trans. Audio Electroacoust.* **15**, 70–73.