

CAMBRIDGE

New and Exciting Titles in Entomology!

Biology of Snail-Killing Sciomyzidae Flies

LLOYD VERNON KNOTSON,
JEAN-CLAUDE VALA

\$150.00; Hb: 978-0-521-86785-6; 584 pp.



Integrated Pest Management Concepts, Tactics, Strategies and Case Studies

Edited by EDWARD B. RADCLIFFE,
WILLIAM D. HUTCHISON,
RAFAEL E. CANCELADO

\$157.00; Hb: 978-0-521-87595-0; 550 pp.
\$65.99; Pb: 978-0-521-69931-0



Insect Hydrocarbons Biology, Biochemistry, and Chemical Ecology


Edited by GARY J. BLOMQUIST,
ANNE-GENEVIÈVE BAGNÈRES

\$120.00; Hb: 978-0-521-89814-0; 504 pp.

Low Temperature Biology of Insects

Edited by DAVID L. DENLINGER,
RICHARD E. LEE, JR.

\$105.00; Hb: 978-0-521-88635-2; 404 pp.




Also of Interest...

Introduction to Conservation Genetics

RICHARD FRANKHAM,
JONATHAN D. BALLOU,
DAVID A. BRISCOE

\$75.00; Pb: 978-0-521-70271-3; 642 pp.

2nd
Edition!



Ecology of Butterflies in Europe

Edited by JOSEF SETTELE,
TIM SHREEVE, MARTIN KONVIČKA,
HANS VAN DYCK

\$165.00; Hb: 978-0-521-76697-5; 526 pp.
\$77.00; Pb: 978-0-521-74759-2




Wetland Ecology Principles and Conservation

PAUL A. KEDDY

\$120.00; Hb: 978-0-521-51940-3; 516 pp.
\$69.00; Pb: 978-0-521-73967-2

2nd
Edition!

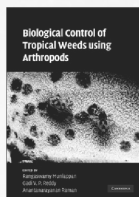


Insect Species Conservation

T. R. NEW

Ecology, Biodiversity and Conservation

\$165.00; Hb: 978-0-521-51077-6; 272 pp.
\$69.00; Pb: 978-0-521-73276-5



Biological Control of Tropical Weeds using Arthropods

Edited by
RANGASWAMY MUNIAPPAN,
GADI V. P. REDDY,
ANANTANARAYANAN RAMAN

\$136.00; Hb: 978-0-521-87791-6; 508 pp.



Also of Interest...

Molecular Approaches in Natural Resource Conservation and Management

Edited by
J. ANDREW DEWOODY,
JOHN W. BICKHAM,
CHARLES H. MICHLER,
KRISTA M. NICHOLS,
GENE E. RHODES,
KEITH E. WOESTE

\$130.00; Hb: 978-0-521-51564-1; 392 pp.
\$55.00; Pb: 978-0-521-73134-8

Prices subject to change.

www.cambridge.org/us/lifesciences



CAMBRIDGE
UNIVERSITY PRESS

NOTES FOR AUTHORS

Please see the complete version ("Instructions for Contributors") at journals.cambridge.org/ber

Styles of Paper

Bulletin of Entomological Research publishes two types of paper:

- Full research papers
- Reviews

If the referees and editors judge a paper to be particularly significant then it will be fast-tracked for publication.

We also welcome 'Letters to the Editor' with comments on recently published papers.

Manuscript Preparation

Language

Manuscripts should be in English.

Manuscript content

Manuscripts should be prepared in Microsoft Word or similar according to the following structure:

- The text, divided under appropriate headings. Clearly differentiate between primary (bold, large font size), secondary (bold, text font size) and tertiary (italics) headings
- Acknowledgements (if any)
- References (for further information about presenting references please see below)
- Tables, either at the end of the manuscript or as separate files. Tables should be numbered consecutively with Arabic numerals and every table should be mentioned at least once in the text.
- Illustrations should be submitted as separate files in TIF or EPS format but captions should be listed at the end of the manuscript text.

Abstract

Each paper must commence with an accurate, informative abstract. It should not exceed 250 words. A short title should also be provided for use as a running head.

References

References must be based on the name and year system, give full journal titles and conform to the following styles:

Follett, P.A. & Roderick, G.K. (1996) Genetic estimates of dispersal ability in the leucaena psyllid predator *Curinus coeruleus* (Coleoptera: Coccinellidae): implications for biological control. *Bulletin of Entomological Research* **86**, 355–361.

Nevill, E.M., Kappmeier, K. & Venter, G.J. (1993) Tsetse fly research in Zululand. p. 81 in *Proceedings of the ninth Entomological Congress organized by the Entomological Society of Southern Africa, Johannesburg, 28 June–1 July 1993* Pretoria, Entomological Society of South Africa.

Wilson, M.D. & Post, R.J. (1994) Integration of morphometric, cytogenetic and molecular techniques: a case study of *Simulium damnosum* pp. 215–224 in Hawksworth, D.L. (Ed.) *The identification and characterization of pest organisms*. Wallingford, CAB International.

Please list papers by more than two authors, but with the same first author, by year sequence and alphabetically within each year. Citation of authors in the text should appear in the form: Polaszek (1996) or (Polaszek, 1996). Authors should be cited in chronological order as: (Blackman *et al.*, 1994; Roberts & Kumar, 1995).

Tables

Tables should be in a simple form and should not be used if text or illustrations give the same information. They can either be submitted as separate files (Microsoft Word or Excel) or embedded within the main manuscript file. Each table must have a clear and concise caption.

Illustrations

Illustrations should be submitted in TIF or EPS format at approximate final publication size. Resolution of artwork should

be at the following minimum resolutions: Line artwork (black & white), 1200dpi; Combination, i.e. line/tone (greyscale), 800dpi; Black & White halftone (greyscale), 300dpi; and Colour halftone, 300dpi. Comprehensive guidance on creating suitable electronic figures is available at http://dx.sheridan.com/guidelines/digital_art.html where you will find extensive guidelines on preparing electronic figures. An online preflighting tool (<http://dx.sheridan.com/index.html>) is also available where you can check if your figures are suitable for reproduction. Captions should be listed at the end of the manuscript text.

Supplementary Material

Additional information which due to its nature does not lend itself to print media (examples- full data sets, movie or sounds files etc...) may be submitted for online-only publication. Please see full details ("Instructions for Contributors") at journals.cambridge.org/ber.

Technical and Nomenclature Standards

All work should use SI units as standard. Anatomical terms can be a mixture of the English vernacular and Latin, depending on current usage.

Manuscript Preparation

We kindly ask that you follow the instructions below when preparing your manuscript for submission. This will minimize the risk of errors being introduced during the publishing process.

- Use double-line spacing and ample margins (at least 2.5cm) on each side.
- Do not underline anything
- Use line numbers
- Do not indent the start of each paragraph
- Use italics for taxonomic nomenclature and bold for headings
- Use standard abbreviations (e.g. Fig. and Figs) and SI units
- Use British rather than American Spellings and 'z' rather than 's' spellings in words with 'ize'.

Voucher specimens

The deposition of voucher specimens should be considered where appropriate.

Manuscript Submission

All manuscripts should be submitted via our on-line system, Editorial Manager, at <http://www.editorialmanager.com/ber>. New users will need to register first.

Peer review

Communications for peer review will be by email as far as possible. Authors are invited to suggest the names and contact details of at least two potential referees and are asked to provide keywords indicating the content of the manuscript. Please also give a brief description (no more than 50 words) of why the manuscript is an important contribution to entomology research.

Publication

Copyright

Authors will be supplied with an agreement to publish form, which must be completed and returned to the Publisher. Papers are accepted on the understanding that the work has been submitted exclusively to the *Bulletin* and has not been previously published elsewhere.

Proofs

Authors will receive a PDF file of page proofs by email, and will be asked to return corrected proofs within 72 hours.

Offprints

The author (or main author) of an accepted paper will receive a free PDF of their paper. Paper offprints are available for a fee and should be ordered at proof stage.

Research papers

- E.N.I. Weeks, J.G. Logan, S.A. Gezan, C.M. Woodcock, M.A. Birkett, J.A. Pickett and M.M. Cameron**
A bioassay for studying behavioural responses of the common bed bug, *Cimex lectularius* (Hemiptera: Cimicidae) to bed bug-derived volatiles 1
- G.H. Baker, C.R. Tann and G.P. Fitt**
A tale of two trapping methods: *Helicoverpa* spp. (Lepidoptera, Noctuidae) in pheromone and light traps in Australian cotton production systems 9
- S. Kumar and M.K.K. Pillai**
Correlation between the reproductive potential and the pyrethroid resistance in an Indian strain of filarial vector, *Culex quinquefasciatus* Say (Diptera: Culicidae) 25
- S. Iranipour, A. Kharrazi Pakdel, G. Radjabi and J.P. Michaud**
Life tables for sunn pest, *Eurygaster integriceps* (Heteroptera: Scutelleridae) in northern Iran 33
- A.A. Augustinos, A.K. Asimakopoulou, N.T. Papadopoulos and K. Bourtzis**
Cross-amplified microsatellites in the European cherry fly, *Rhagoletis cerasi*: medium polymorphic–highly informative markers 45
- H. Chen, Z. Li, S.H. Bu and Z.Q. Tian**
Flight of the Chinese white pine beetle (Coleoptera: Scolytidae) in relation to sex, body weight and energy reserve 53
- O.L. Reynolds and B.A. Orchard**
Effect of adult chill treatments on recovery, longevity and flight ability of Queensland fruit fly, *Bactrocera tryoni* (Froggatt) (Diptera: Tephritidae) 63
- Z. Yang, Y. Zhang, X. Liu and X. Wang**
Two novel cytochrome P450 genes *CYP6CS1* and *CYP6CW1* from *Nilaparvata lugens* (Hemiptera: Delphacidae): cDNA cloning and induction by host resistant rice 73
- Q. Rao, C. Luo, H. Zhang, X. Guo and G.J. Devine**
Distribution and dynamics of *Bemisia tabaci* invasive biotypes in central China 81
- R.S. Mann, R.L. Rouseff, J.M. Smoot, W.S. Castle and L.L. Stelinski**
Sulfur volatiles from *Allium* spp. affect Asian citrus psyllid, *Diaphorina citri* Kuwayama (Hemiptera: Psyllidae), response to citrus volatiles 89
- K. Henniges-Janssen, G. Schöfl, A. Reineke, D.G. Heckel and A.T. Groot**
Oviposition of diamondback moth in the presence and absence of a novel host plant 99
- S.-L. Sandre, T. Tammaru and H.M.T. Hokkanen**
Pathogen resistance in the moth *Orgyia antiqua*: direct influence of host plant dominates over the effects of individual condition 107
- W. Lee, H. Kim and S. Lee**
A new aphid genus *Neoaualacorthum* (Hemiptera: Aphididae: Macrosiphini), determined by molecular and morphometric analyses 115
- Corrigendum** 125