

## RADIOCARBON IN 9TH TO 5TH CENTURY BC TREE-RING SAMPLES FROM THE OUBAN 1 ARCHAEOLOGICAL SITE, HIROSHIMA, JAPAN

Hiromasa Ozaki<sup>1,2</sup> • Mineo Imamura<sup>1</sup> • Hiroyuki Matsuzaki<sup>3</sup> • Takumi Mitsutani<sup>4</sup>

**ABSTRACT.** In order to investigate the regional atmospheric radiocarbon offset, accelerator mass spectrometry (AMS) <sup>14</sup>C measurements were made on 5-yr increments of a Japanese wood sample dendrochronologically dated to 820–436 BC. The <sup>14</sup>C data from the Japanese tree-ring samples were compared with the IntCal04 calibration curve (Reimer et al. 2004). In most parts, the differences between IntCal04 and <sup>14</sup>C dates in the Japanese tree-ring samples were within experimental statistical errors. At around 680 BC, however, significant differences of up to 100 <sup>14</sup>C yr were observed. These differences may indicate either regional offsets in Japan or the short-term fluctuation of a subdecadal timescale in atmospheric <sup>14</sup>C variations.

### INTRODUCTION

It is generally assumed that radiocarbon dates can be calibrated precisely within assigned limitations using the international calibration data sets, the latest version of which is IntCal04 (Reimer et al. 2004). Although these data are based on the compilation of extensive observations of atmospheric <sup>14</sup>C variations over time from several <sup>14</sup>C laboratories, the samples used for the compilation have been limited to a rather small number of areas in the world. Tree-ring samples, which provide the most precise calibration data, have typically been obtained from Europe and North America.

Regional offsets, the differences in <sup>14</sup>C ages between the international calibration data set and individual sites, have been discussed by several researchers (e.g. Stuiver and Braziunas 1998; Hua et al. 2004). For example, offsets between the 2 hemispheres were identified by McCormac et al. (1998) and Hogg et al. (2002). Based on <sup>14</sup>C measurements of contemporaneous wood samples for the Northern and Southern hemispheres between AD 950 and 1950, differences in the <sup>14</sup>C concentration between the 2 hemispheres and their time dependence became apparent. This led to the development of a Southern Hemisphere-specific calibration curve (SHCal04, McCormac et al. 2004).

Regional offsets have been observed even within a hemisphere. Kromer et al. (2001) suggested that <sup>14</sup>C concentrations in Turkish wood during the period 800 to 750 BC differed from IntCal98. Sakamoto et al. (2003) also suggested possible regional <sup>14</sup>C offsets for Japan during the 2nd century AD by measuring <sup>14</sup>C in Japanese cedar tree rings. These examples indicate that more attention should be paid to regional <sup>14</sup>C offsets. In order to avoid biasing in calibration, it is important to investigate regional <sup>14</sup>C offsets for the region of interest and its time variation.

In this study, we performed accelerator mass spectrometry (AMS) <sup>14</sup>C measurements for a dendrochronologically dated Japanese cypress for the period 820–436 BC. The 1st millennium BC has been of great interest in archaeological research in Japan because a major cultural change took place during this period. The Jomon culture, characterized by a hunter-gatherer style of life, gave way to the Yayoi culture, characterized by paddy-rice agriculture and the subsequent use of iron and bronze. According to our recent investigations (Fujio et al. 2005), the transition started at around the 9th to 10th century BC in the northern part of the Kyushu Islands, then gradually spread eastward

<sup>1</sup>National Museum of Japanese History, The National Institutes for Humanities, 117 Jonai-cho, Sakura-shi, Chiba 285-8502, Japan.

<sup>2</sup>Corresponding author. Email: ozaki@rekihaku.ac.jp.

<sup>3</sup>Department of Nuclear Engineering and Management, The University of Tokyo, 2-11-16 Yayoi, Bunkyo-ku, Tokyo 113-0032, Japan.

<sup>4</sup>National Research Institute for Cultural Properties, Nara, 2-9-1 Nijo-cho, Nara-shi, Nara 630-8577, Japan.

and reached northeastern Honshu in the 3rd to 4th century BC. In the past few years, we have obtained a number of  $^{14}\text{C}$  measurements in the Yayoi period to investigate this period further and to better understand the cultural interactions between eastern Asia and the Japanese archipelago.

The possibility of a regional  $^{14}\text{C}$  offset for Japan has been of great concern because the calibration curve is rather flat in the period 750–400 BC, and a regional offset would greatly affect the calibrations of  $^{14}\text{C}$  dates and their interpretations. This study is also a part of our effort to construct a regional  $^{14}\text{C}$  calibration curve for the Japanese archipelago and its neighbors, since it is expected that calibration data sets for individual regions should be more important in the future, in light of recent improvements in AMS precision and accuracy.

## DESCRIPTIVE BACKGROUND

The sample specimen used in this study was cut from a wooden board before preservation treatment. The board was one of many wooden artifacts excavated from the Ouban 1 archaeological site (Hiroshima Prefecture, Japan), which dates from the middle of the Yayoi period. The wood was Japanese cypress, *hinoki* (*Chamaecyparis obtuse*), and had about 400 well-preserved tree rings. Dendrochronological dating was performed with a yearly precision by comparison with a standard ring pattern for Japanese cypress developed by the National Research Institute for Cultural Properties, Nara (1990). As a result, the specimen included tree rings ranging between 820–436 BC.

The sample specimen was divided into 5-yr blocks. Since the ring widths varied from layer to layer, the weight of each block varied from 20 to 80 mg. Each tree-ring block was pulverized into fine pieces and treated with the conventional acid-alkali-acid (AAA) method using an automatic apparatus (Sakamoto et al. 2004). These AAA-treated samples were further processed with  $\text{NaClO}_2$  and  $\text{HCl}$  to bleach out lignin with  $\text{Cl}_2$ , and finally with 17.5%  $\text{NaOH}$  solution to remove most  $\beta$ - and  $\gamma$ -cellulose. The purified sample, mainly consisting of  $\alpha$ -cellulose, was neutralized with  $\text{HCl}$ , washed with Milli-Q<sup>®</sup> water, filtered, and dried at 110 °C overnight. Two samples from 445–436 BC failed to yield enough  $\alpha$ -cellulose for AMS measurements.

Several mg of extracted  $\alpha$ -cellulose were weighed and sealed in a quartz tube, together with  $\text{CuO}$  (elementary analysis grade: Merck, Ltd.) and Sulfix<sup>®</sup> (elementary analysis grade: Wako Pure Chemical Industries, Ltd.), the latter being a mixture of cobalt and silver oxides used for removing sulfur oxide and halogens. The sample tube was heated to 850 °C for 3 hr to completely oxidize the  $\alpha$ -cellulose. The gases obtained, including  $\text{CO}_2$ , were transferred to the high-vacuum  $\text{CO}_2$  purification system at the National Museum of Japanese History, and  $\text{CO}_2$  was purified cryogenically. The purified  $\text{CO}_2$  was then reduced to graphite at 600 °C in the presence of hydrogen and an Fe catalyst. The graphite was pressed into targets for AMS measurement, which was performed at MALT (Micro Analysis Laboratory, Tandem Accelerator), the University of Tokyo (Pelletron 5UD, NEC) (Matsuzaki et al. 2004).

$^{14}\text{C}$  dates of the samples were calculated from the measured  $^{14}\text{C}/^{12}\text{C}$  ratios, after correcting for isotope effects by normalizing  $^{13}\text{C}/^{12}\text{C}$  ratios to  $\delta^{13}\text{C} = -25\text{‰}$ , and the  $^{14}\text{C}$  half-life of 5568 yr (Stuiver and Polach 1977; Mook and van der Plicht 1999). The  $^{14}\text{C}/^{12}\text{C}$  ratios were normalized to the average of HOxII standards, which were prepared by using the same  $\text{CO}_2$  purification processes as in the samples.

Table 1 Results of <sup>14</sup>C measurements for Japanese tree-ring samples.

| Sample name  | Dendro-age (BC) | <sup>14</sup> C age (BP) | δ <sup>13</sup> C (‰) | Lab code  |
|--------------|-----------------|--------------------------|-----------------------|-----------|
| HRHH-C261-1  | 820–816         | 2664 ± 37                | -23.1 ± 1.6           | MTC-07000 |
| HRHH-C261-2  | 815–811         | 2670 ± 37                | -22.5 ± 1.7           | MTC-07001 |
| HRHH-C261-3  | 810–806         | 2659 ± 40                | -21.2 ± 2.1           | MTC-07002 |
| HRHH-C261-4  | 805–801         | 2649 ± 38                | -22.7 ± 1.8           | MTC-07003 |
| HRHH-C261-5  | 800–796         | 2614 ± 38                | -22.6 ± 1.7           | MTC-07004 |
| HRHH-C261-6  | 795–791         | 2569 ± 37                | -22.4 ± 1.8           | MTC-07005 |
| HRHH-C261-7  | 790–786         | 2603 ± 37                | -21.1 ± 1.8           | MTC-07006 |
| HRHH-C261-8  | 785–781         | 2549 ± 38                | -22.3 ± 1.9           | MTC-07007 |
| HRHH-C261-9  | 780–776         | 2578 ± 38                | -21.6 ± 1.9           | MTC-07008 |
| HRHH-C261-10 | 775–771         | 2555 ± 38                | -22.0 ± 1.9           | MTC-07009 |
| HRHH-C261-11 | 770–766         | 2520 ± 38                | -22.2 ± 1.9           | MTC-07010 |
| HRHH-C261-12 | 765–761         | 2494 ± 63                | -22.9 ± 2.0           | MTC-07011 |
| HRHH-C261-13 | 760–756         | 2486 ± 66                | -28.8 ± 5.0           | MTC-07012 |
| HRHH-C261-14 | 755–751         | 2485 ± 38                | -22.2 ± 2.0           | MTC-07013 |
| HRHH-C261-15 | 750–746         | 2519 ± 37                | -21.5 ± 1.8           | MTC-07014 |
| HRHH-C261-16 | 745–741         | 2467 ± 36                | -18.6 ± 1.7           | MTC-07015 |
| HRHH-C261-17 | 740–736         | 2445 ± 38                | -21.7 ± 2.2           | MTC-07016 |
| HRHH-C261-18 | 735–731         | 2417 ± 39                | -21.2 ± 2.1           | MTC-07017 |
| HRHH-C261-19 | 730–726         | 2488 ± 36                | -22.7 ± 1.7           | MTC-07018 |
| HRHH-C261-20 | 725–721         | 2477 ± 40                | -21.1 ± 2.3           | MTC-07019 |
| HRHH-C261-21 | 720–716         | 2448 ± 38                | -21.5 ± 1.6           | MTC-07020 |
| HRHH-C261-22 | 715–711         | 2475 ± 37                | -23.1 ± 1.5           | MTC-07021 |
| HRHH-C261-23 | 710–706         | 2430 ± 37                | -23.1 ± 1.7           | MTC-07022 |
| HRHH-C261-24 | 705–701         | 2406 ± 38                | -22.1 ± 1.7           | MTC-07023 |
| HRHH-C261-25 | 700–696         | 2388 ± 37                | -23.3 ± 1.7           | MTC-07024 |
| HRHH-C261-26 | 695–691         | 2554 ± 26                | -23.1 ± 0.6           | MTC-07184 |
| HRHH-C261-27 | 690–686         | 2516 ± 26                | -22.5 ± 0.5           | MTC-07185 |
| HRHH-C261-28 | 685–681         | 2461 ± 27                | -22.5 ± 0.8           | MTC-07186 |
| HRHH-C261-29 | 680–676         | 2610 ± 27                | -21.3 ± 0.8           | MTC-07187 |
| HRHH-C261-30 | 675–671         | 2523 ± 26                | -22.8 ± 0.4           | MTC-07188 |
| HRHH-C261-31 | 670–666         | 2492 ± 26                | -23.0 ± 0.4           | MTC-07189 |
| HRHH-C261-32 | 665–661         | 2473 ± 26                | -21.9 ± 0.6           | MTC-07190 |
| HRHH-C261-33 | 660–656         | 2459 ± 27                | -21.8 ± 0.8           | MTC-07191 |
| HRHH-C261-34 | 655–651         | 2467 ± 26                | -21.5 ± 0.6           | MTC-07192 |
| HRHH-C261-35 | 650–646         | 2501 ± 26                | -23.0 ± 0.4           | MTC-07193 |
| HRHH-C261-36 | 645–641         | 2569 ± 27                | -24.0 ± 0.6           | MTC-07194 |
| HRHH-C261-37 | 640–636         | 2481 ± 26                | -22.9 ± 0.4           | MTC-07195 |
| HRHH-C261-38 | 635–631         | 2547 ± 26                | -22.1 ± 0.5           | MTC-07196 |
| HRHH-C261-39 | 630–626         | 2539 ± 25                | -21.7 ± 0.4           | MTC-07197 |
| HRHH-C261-40 | 625–621         | 2503 ± 26                | -22.3 ± 0.5           | MTC-07198 |
| HRHH-C261-41 | 620–616         | 2501 ± 26                | -23.1 ± 0.3           | MTC-07199 |
| HRHH-C261-42 | 615–611         | 2481 ± 26                | -21.9 ± 0.5           | MTC-07200 |
| HRHH-C261-43 | 610–606         | 2539 ± 26                | -22.6 ± 0.6           | MTC-07201 |
| HRHH-C261-44 | 605–601         | 2523 ± 48                | -22.3 ± 0.6           | MTC-07202 |
| HRHH-C261-45 | 600–596         | 2525 ± 26                | -22.3 ± 0.5           | MTC-07203 |
| HRHH-C261-46 | 595–591         | 2509 ± 26                | -21.2 ± 0.6           | MTC-07204 |
| HRHH-C261-47 | 590–586         | 2521 ± 26                | -23.3 ± 0.5           | MTC-07205 |
| HRHH-C261-48 | 585–581         | 2486 ± 27                | -22.2 ± 0.9           | MTC-07206 |
| HRHH-C261-49 | 580–576         | 2516 ± 27                | -22.0 ± 0.7           | MTC-07207 |
| HRHH-C261-50 | 575–571         | 2498 ± 41                | -22.1 ± 0.8           | MTC-07208 |
| HRHH-C261-51 | 570–566         | 2489 ± 28                | -22.6 ± 0.7           | MTC-07210 |
| HRHH-C261-52 | 565–561         | 2445 ± 27                | -22.5 ± 0.7           | MTC-07211 |
| HRHH-C261-53 | 560–556         | 2446 ± 28                | -22.5 ± 0.7           | MTC-07212 |
| HRHH-C261-54 | 555–551         | 2495 ± 27                | -23.2 ± 0.5           | MTC-07213 |
| HRHH-C261-55 | 550–546         | 2427 ± 28                | -18.3 ± 0.8           | MTC-07214 |
| HRHH-C261-56 | 545–541         | 2486 ± 27                | -22.5 ± 0.5           | MTC-07215 |

Table 1 Results of  $^{14}\text{C}$  measurements for Japanese tree-ring samples. (Continued)

| Sample name  | Dendro-age (BC) | $^{14}\text{C}$ age (BP) | $\delta^{13}\text{C}$ (‰) | Lab code  |
|--------------|-----------------|--------------------------|---------------------------|-----------|
| HRHH-C261-57 | 540–536         | 2408 ± 26                | -21.6 ± 0.5               | MTC-07216 |
| HRHH-C261-58 | 535–531         | 2392 ± 27                | -23.4 ± 0.4               | MTC-07217 |
| HRHH-C261-59 | 530–526         | 2447 ± 27                | -20.6 ± 0.5               | MTC-07218 |
| HRHH-C261-60 | 525–521         | 2452 ± 27                | -18.2 ± 0.6               | MTC-07219 |
| HRHH-C261-61 | 520–516         | 2450 ± 55                | -21.6 ± 0.6               | MTC-07220 |
| HRHH-C261-62 | 515–511         | 2374 ± 30                | -21.7 ± 0.5               | MTC-07221 |
| HRHH-C261-63 | 510–506         | 2423 ± 30                | -21.4 ± 0.5               | MTC-07222 |
| HRHH-C261-64 | 505–501         | 2464 ± 48                | -21.1 ± 0.6               | MTC-07223 |
| HRHH-C261-65 | 500–496         | 2486 ± 56                | -22.9 ± 0.3               | MTC-07224 |
| HRHH-C261-66 | 495–491         | 2463 ± 27                | -20.9 ± 0.5               | MTC-07225 |
| HRHH-C261-67 | 490–486         | 2420 ± 27                | -22.4 ± 0.5               | MTC-07226 |
| HRHH-C261-68 | 485–481         | 2440 ± 28                | -21.9 ± 0.6               | MTC-07227 |
| HRHH-C261-69 | 480–476         | 2481 ± 28                | -21.1 ± 0.8               | MTC-07228 |
| HRHH-C261-70 | 475–471         | 2392 ± 27                | -22.1 ± 0.5               | MTC-07229 |
| HRHH-C261-71 | 470–466         | 2444 ± 27                | -21.7 ± 0.5               | MTC-07230 |
| HRHH-C261-72 | 465–461         | 2429 ± 26                | -21.0 ± 0.5               | MTC-07231 |
| HRHH-C261-73 | 460–456         | 2395 ± 27                | -21.4 ± 0.6               | MTC-07232 |
| HRHH-C261-74 | 455–451         | 2426 ± 28                | -18.5 ± 0.5               | MTC-07233 |
| HRHH-C261-75 | 450–446         | 2353 ± 27                | -23.0 ± 0.6               | MTC-07234 |

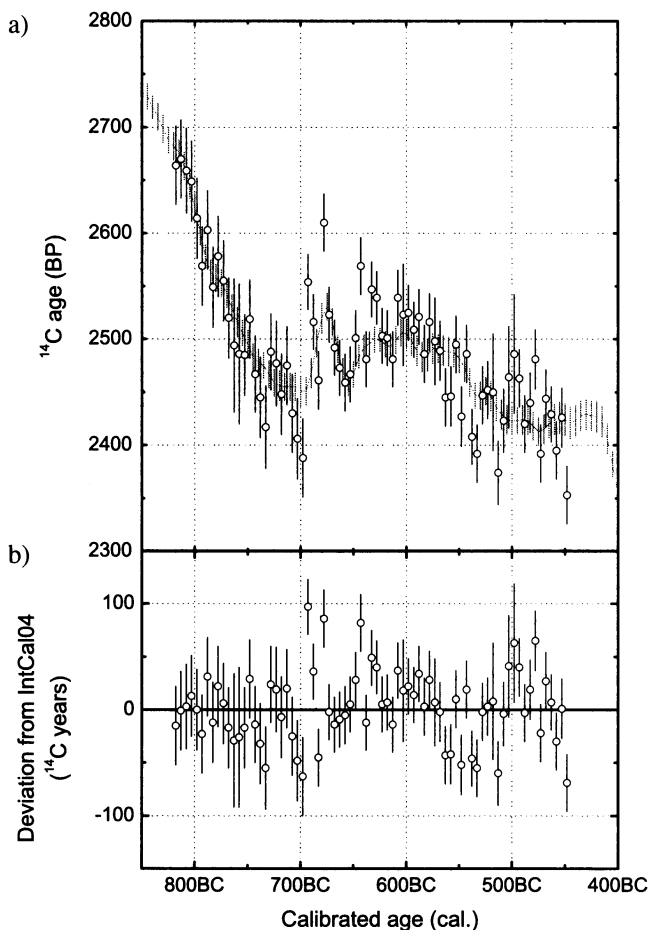


Figure 1 Comparison between IntCal04 (gray line) and  $^{14}\text{C}$  ages of Japanese tree-ring samples (open circles).  $^{14}\text{C}$  ages obtained in this study are plotted with IntCal04 (a). Deviations from IntCal04 are plotted against tree-ring ages (b). The 2 data sets agree well within the measurement errors (1  $\sigma$  shown), with a few exceptions.

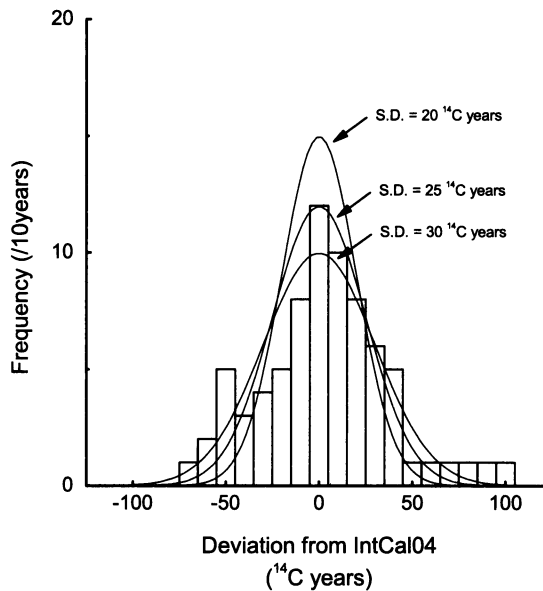


Figure 2 Distribution of <sup>14</sup>C age differences between Japanese cypress and IntCal04. Normal distribution curves with standard deviations of 20, 25, and 30 <sup>14</sup>C yr are also illustrated. The distribution of differences between Japanese wood and IntCal04 agrees well with a normal distribution with a standard deviation of 25 <sup>14</sup>C yr.

## RESULTS AND DISCUSSION

The results of the <sup>14</sup>C measurements for each sample specimen are given in Table 1. The errors include the statistics of <sup>14</sup>C counts in tree-ring samples, uncertainties in the <sup>13</sup>C/<sup>12</sup>C and <sup>14</sup>C/<sup>12</sup>C ratios of the standards, and processed blanks. Uncertainty given for the certified <sup>14</sup>C value of HOxII standard was not included. Processed blank samples were prepared in the same manner from commercial graphite powder (99.9%, Soekawa Chemical Co. Ltd.), which was confirmed to have the same <sup>14</sup>C level as IAEA C1 standard. The extent of modern carbon contamination was ~0.1 pMC or less, practically negligible.

In Figure 1, the results obtained in this study are illustrated with the IntCal04 calibration curve (Reimer et al. 2004) for comparison. The deviations from IntCal04 are also plotted against calendar year (Figure 1, lower panel). Error bars illustrated in Figure 1 represent 1-σ uncertainty. The 2 data sets mostly agree well within 2-σ error. The overall distribution of those differences shows a normal distribution with a standard deviation of around 25 <sup>14</sup>C yr (Figure 2). The weighted average of these differences was calculated to be 3.5 ± 3.6 <sup>14</sup>C yr. Considering that the error given for each measurement mostly ranges from 25 to 40 <sup>14</sup>C yr, we conclude that our <sup>14</sup>C data from Japanese tree rings agree well with IntCal04, which was based on tree rings from North America and Europe.

The differences from IntCal04 are up to ~100 <sup>14</sup>C yr for a few data points at around 680 BC. Such a cluster of exceptional data is hard to explain by a purely statistical error. In Figure 3, 10-yr moving averages of results obtained in this study are illustrated in the same manner as Figure 1. The magnitude of differences from IntCal04 become smaller than the raw results for 5-yr samples. Since the data used for construction of IntCal04 in this period are decadal samples—while the present results

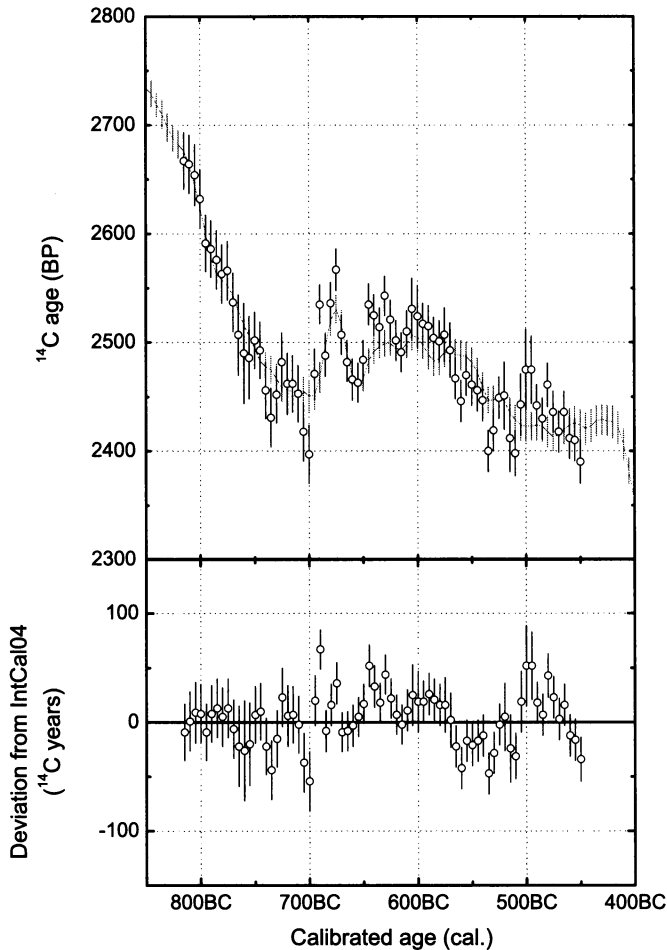


Figure 3 The 10-yr moving averages of  $^{14}\text{C}$  ages of Japanese tree-ring samples (open circles) are plotted with IntCal04 (gray line). Compared to raw results for 5-yr samples (Figure 1), 10-yr moving averages agree much better with IntCal04.

are obtained for 5-yr samples—this might represent short-term fluctuation of  $^{14}\text{C}$  variations, like an 11-yr solar cycle. To confirm this possibility, we plan to measure  $^{14}\text{C}$  for single-year samples. However, we cannot exclude the possibility that these differences are caused by local effects in a limited area, rather like the influence volcanic gases can have in producing old  $^{14}\text{C}$  ages. We also plan to measure other tree-ring samples of the same periods, taken from a different area of Japan and from other countries.

## CONCLUSION

From the 9th to 5th century BC, the atmospheric  $^{14}\text{C}$  variation in Japan is in acceptable agreement with the IntCal04 calibration curve, which was constructed with  $^{14}\text{C}$  ages of tree rings from Europe and North America. However, significant differences were observed at around 680 BC. We plan to investigate these deviations in more detail by using single-year tree-ring samples and samples from other areas.

## ACKNOWLEDGMENTS

We are grateful to the educational board of Higashi-Hiroshima city for providing the wood samples used in this study. Thanks are also due to our colleagues, especially to Dr S Fujio, Dr K Kobayashi, and Dr H Harunari for archaeological information on the wood sample, and to Ms Nanbu and Ms Izumi for helping us with sample preparation. Two anonymous reviewers helped us to improve the paper. This work was supported by a grant-in-aid for creative scientific research of the Japan Society for the Promotion of Science (nr 16GS0118).

## REFERENCES

- Fujio S, Imamura M, Nishimoto T. 2005. Yayoi jidai no kaishi nendai [The beginning of the Yayoi period]. *Sokendai Bunkagaku Kenkyu* 1:73–96. In Japanese.
- Hogg AG, McCormac FG, Higham TFG, Reimer PJ, Baillie MGL, Palmer JG. 2002. High-precision radiocarbon measurements of contemporaneous tree-ring dated wood from the British Isles and New Zealand: AD 1850–950. *Radiocarbon* 44(3):633–40.
- Hua Q, Barbetti M, Zoppi U, Fink D, Watanasak M, Jacobsen GE. 2004. Radiocarbon in tropical tree rings during the Little Ice Age. *Nuclear Instruments and Methods in Physics Research B* 223–224:489–94.
- Kromer B, Manning SW, Kuniholm PI, Newton MW, Spurk M, Levin I. 2001. Regional <sup>14</sup>CO<sub>2</sub> offsets in the troposphere: magnitude, mechanism, and consequences. *Science* 294(5551):2529–32.
- Matsuzaki H, Nakano C, Yamashita H, Maejima Y, Miyairi Y, Wakasa S, Horiuchi K. 2004. Current status and future direction of MALT, The University of Tokyo. *Nuclear Instruments and Methods in Physics Research B* 223–224:92–9.
- McCormac FG, Hogg AG, Higham TFG, Baillie MGL, Palmer JG, Xiong L, Pilcher JR, Brown D, Hoper ST. 1998. Variations of radiocarbon in tree rings: Southern Hemisphere offset preliminary results. *Radiocarbon* 40(3):1153–9.
- McCormac FG, Hogg AG, Blackwell PG, Buck CE, Higham TFG, Reimer PJ. 2004. SHCal04 Southern Hemisphere calibration, 0–11.0 cal kyr BP. *Radiocarbon* 46(3):1087–92.
- Mook WG, van der Plicht J. 1999. Reporting <sup>14</sup>C activities and concentrations. *Radiocarbon* 41(3):227–39.
- National Research Institute for Cultural Properties, Nara. 1990. Dendrochronology in Japan. Research report #48 of the National Research Institute for Cultural Properties, Nara.
- Reimer PJ, Baillie MGL, Bard E, Bayliss A, Beck JW, Bertrand CJH, Blackwell PG, Buck CE, Burr GS, Cutler KB, Damon PE, Edwards RL, Fairbanks RG, Friedrich M, Guilderson TP, Hogg AG, K Hughen A, Kromer B, McCormac G, Manning S, Bronk Ramsey C, Reimer RW, Remmele S, Southon JR, Stuiver M, Talamo S, Taylor FW, van der Plicht J, Weyhenmeyer CE. 2004. IntCal04 terrestrial radiocarbon age calibration, 0–26 cal kyr BP. *Radiocarbon* 46(3):1029–58.
- Sakamoto M, Imamura M, van der Plicht J, Mitsutani T, Sahara M. 2003. Radiocarbon calibration for Japanese wood samples. *Radiocarbon* 45(1):81–9.
- Sakamoto M, Kodaira A, Imamura M. 2004. An automated AAA preparation system for AMS radiocarbon dating. *Nuclear Instruments and Methods in Physics Research B* 223–224:298–301.
- Stuiver M, Braziunas TF. 1998. Anthropogenic and solar components of hemispheric <sup>14</sup>C. *Geophysical Research Letters* 25(3):329–32.
- Stuiver M, Polach HA. 1977. Discussion: reporting of <sup>14</sup>C data. *Radiocarbon* 19(3):355–63.