

The Journal of Laryngology and Otology

EDITED BY
G. H. BATEMAN

ASSISTANT EDITOR
LIONEL TAYLOR

Contents

Human middle ear transplants	J. MARQUET	523
<u>Endural tympanoplasty without flap</u>	J. J. SAMMUT	541 ✓
Four years experience with the Asai technique for vocal rehabilitation for the laryngectomized patient	ALDEN H. MILLER	567
Vocal rehabilitation following total laryngectomy .	JENNIFER WARNER	577
Anatomy of the facial triangle	J. ATKINS	583
Dehiscence of the Fallopian canal	ANDREW BAXTER	587
Sixty years of oto-laryngology	DOUGLAS GUTHRIE	595
Clinical records—		
Laryngeal paralysis and rehabilitation	C. E. RENFREW	603
Congenital true hemihypertrophy of the face	U. PRASAD	607
Incidence of visceral metastases from squamous carinomas of the upper respiratory tract.	K. N. BROWN and P. M. STELL	613
Radiation induced cancer of larynx and pharynx .	J. CRONIN	621
Neurilemmoma of tongue	S. N. SINHA and K. C. SAMUEL	623
Society proceedings		627
General notes		629

Headley Brothers Ltd
Ashford, Kent

Annual Subscription £8 net, U.S.A. \$23

Monthly, £1 net, post free

The Journal of Laryngology and Otology

(FOUNDED in 1887 by MORELL MACKENZIE and NORRIS WOLFENDEN)

EDITED BY

G. H. BATEMAN

ASSISTANT EDITOR

LIONEL TAYLOR

1. Original articles which have not been published elsewhere are invited and should be sent to the Editor. They are considered for publication on the understanding that they are contributed to this *Journal* solely. Reproduction elsewhere, in whole or in part, is not permitted without the previous written consent of the Author and Editor and the customary acknowledgement must be made.

2. Manuscripts should be typewritten, on one side only of the paper, and well spaced. Captions to illustrations should be typed on a separate sheet and sent at the same time as original photographs, etc.

The Harvard system of recording references should be used, e.g. GREEN, C., and BROWN, D. (1951), *Journal of Laryngology and Otology*, 65, 33. The titles of all Journals should be given without abbreviation.

It is most important that authors should verify personally the accuracy of every reference before submitting a paper for publication.

3. Galley proofs and engraver's proofs of illustrations are sent to the author. Corrections, which should be kept to a minimum, must be clearly marked, and no extra matter added. Proofs should be returned within 5 days.

4. Illustration blocks will normally be held by the Printers for three years, after which they will be destroyed. Any author is entitled to have these returned to him, but a request for this must be sent within three years of the appearance of the article, to HEADLEY BROTHERS LTD., The Invicta Press, Ashford, Kent. Coloured illustrations will be charged to authors, unless a special grant is authorized by the Editor.

5. Orders for reprints must be sent when returning galley proofs, and for this purpose special forms are supplied.

6. Editorial communications may be addressed to THE EDITOR, *Journal of Laryngology*, c/o HEADLEY BROTHERS LTD., The Invicta Press, Ashford, Kent.

7. The annual subscription is £8 (eight pounds sterling) post free; U.S.A. \$23 post free, and payable in advance.

8. Single copies of current or back numbers (when available) will be on sale at £1 (including postage) each.

9. All subscriptions, advertising and business communications should be sent to the publishers, or subscription agents.


HEADLEY BROTHERS LTD.

The Invicta Press, ASHFORD, Kent.

© *Journal of Laryngology and Otology Ltd.*, 1971

AMPLIVOX 84

The successor to
the world's most widely used
clinical Audiometer.



Take a look at all the advantages you get
with this superb audiometer.

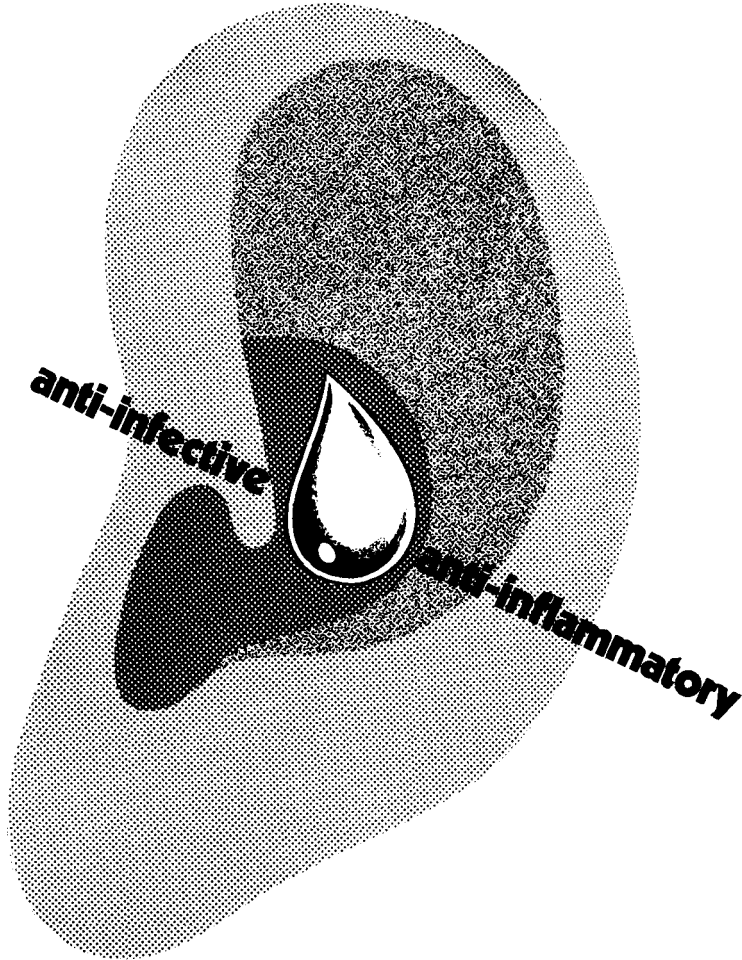
- Pure tone at eleven frequencies—now including 750 Hz
- Bone conduction at eight frequencies
- Narrow band masking via insert and headphones
Automatic presentation
- ISO specification
- Trimpot calibration
- Continuously variable second channel for ABLB
(Fowler) recruitment test
- Tone decay test
- Illuminated patient's signal

PLUS Calibrated speech audiometry via microphone or tape.

Write now for illustrated brochure to :

AMPLIVOX HEARING CONSERVATION LTD

Beresford Avenue, Wembley, Middx. HAO 1RU. Phone : 01-902 8991



the drop that soothes and clears infected ears

soothes by reducing inflammation with hydrocortisone
clears by rapidly destroying virtually all bacteria commonly
found in ear infections

OTOSPORIN drops contain polymyxin B sulphate, neomycin sulphate
and hydrocortisone in a bland suspension designed to facilitate penetration.
Supplied in dropper bottles of 5 ml. Full information is available on request.

•Trade Mark

OTOSPORIN



Burroughs Wellcome & Co.
(The Wellcome Foundation Ltd.) Dartford, Kent

Please mention *The Journal of Laryngology and Otology* when replying to advertisements

Yet Another Penicillin

The era of antibiotic discovery has at least for the time being given place to the evolution of new compounds from existing ones by synthesis.

Better absorption is one of the advantages of a new isoxazole penicillin described in the *B.M.J.* this week (page 455) by

flucloxacillin is superior to other isoxazole penicillins, and should therefore replace them. The choice in Britain lies only between the new derivative and cloxacillin. The recommended dose of 250 mg. flucloxacillin four times a day may well give as good a therapeutic effect as 500 mg. cloxacillin at the same intervals. The

impracticable, but hospital users of cloxacillin should be able to base a judgement satisfying to themselves on a personal trial of flucloxacillin.

Beecham's new penicillin Floxapen, like Orbenin (cloxacillin B.P.), is active against virtually all staphylococci and all streptococci and pneumococci, irrespective of their sensitivity to traditional penicillins, tetracyclines, fusidic acid, erythromycin and lincomycin.

The standard dose of Floxapen is only 250mg. and will attain similar serum levels by oral or injectable routes. Therapy is therefore simpler and more effective than with Orbenin.

Floxapen offers the penicillin advantages of low toxicity and bactericidal action. It is also ideal for continuing outpatient treatment, because of its convenient oral dosage.

Indications: Infections due to sensitive Gram-positive organisms, including resistant staphylococci: skin and soft tissue infections, otitis media, sinusitis; infected wounds and burns; osteomyelitis and septic arthritis; pneumonia, empyema, septicaemia, endocarditis and meningitis.

Dosage: Oral and intramuscular:
Adults: 250mg. q.i.d.
Children: 2-10 years— $\frac{1}{2}$ adult dose.
Under 2 years— $\frac{1}{4}$ adult dose.

Oral doses should be taken one hour before meals. In severe infections dosages may be increased if required.

Availability: Syrup 125mg./5ml.
Capsules (black/caramel) and
Vials, each containing
250mg. flucloxacillin.

Contra-indications: Penicillin hypersensitivity.
Subconjunctival injection.

Side-effects: As with other penicillins

Further information is available on request.

Floxapen *simplifies antibiotic treatment in hospital and after*
flucloxacillin



Floxapen* (flucloxacillin) is a product of British research at
Beecham Research Laboratories Brentford, England.
originators of the new penicillins

*regd.



THE LARYNGOSCOPE

A Monthly Journal
devoted to the disease of
EAR, NOSE AND THROAT

*Official organ for the American Laryngological
Rhinological and Otological Society*

Price \$24.00 per year Canada \$25.00 per year
Foreign \$25.00 per year

ESTABLISHED 1896

THEODORE E. WALSH, M.D.
EDITOR

222 PINE LAKE ROAD, COLLINSVILLE,
ILLIOIS 62234

For advertisement space in this Journal

apply to

HEADLEY BROTHERS LTD.

Ashford, Kent

Please mention *The Journal of Laryngology and Otology* when replying to advertisements



PETERS

Audiometers and Sound Proof
Rooms for clinics, hospitals, schools and
factories all over the world

Literature and further information from:

PETERS

Head Office: 55 Clarkehouse Road,
Sheffield S10 2LE Telephone 0742 64434

Regional Sales and Service Centres

London: 45 New Cavendish Street,
London W1 Telephone 01-935 2604

South West England: 7 St. Augustine's Parade,
Bristol BS1 4 HX Telephone 0272 20737

Please mention *The Journal of Laryngology and Otology* when replying to advertisements

Oto-, Rhino-, Laryngology

*Important, up-to-date, and scientifically accurate abstracts
of reports from the world's biomedical literature dealing with
Oto-, Rhino-, Laryngology
are brought to your desk in this monthly publication.*

First published in 1948,

Oto-, Rhino-, Laryngology currently contains some 4,750 abstracts each year.

MAIN CHAPTER HEADINGS

- | | |
|------------------------------------|--------------------------------------|
| 1. SKULL | 16. NASOPHARYNX |
| 2. FACE AND LIPS | 17. NASAL SINUSES |
| 3. MOUTH | 18. EXTERNAL EAR |
| 4. TONGUE | 19. MIDDLE EAR |
| 5. SALIVARY GLANDS | 20. INTERNAL EAR |
| 6. NECK | 21. OTOSCLEROSIS |
| 7. PHARYNX | 22. MENIERE DISEASE |
| 8. ESOPHAGUS | 23. FACIAL NERVE |
| 9. LARYNX | 24. VESTIBULAR SYSTEM |
| 10. TRACHEA | 25. CEREBELLOPONTINE
ANGLE TUMORS |
| 11. BRONCHI, LUNGS,
MEDIASTINUM | 26. HEARING |
| 12. OLFACTORY SYSTEM | 27. SPEECH |
| 13. EXTERNAL NOSE | 28. PHONIATRICS |
| 14. NASAL CAVITY | 29. ANESTHESIA |
| 15. NASAL SEPTUM | |

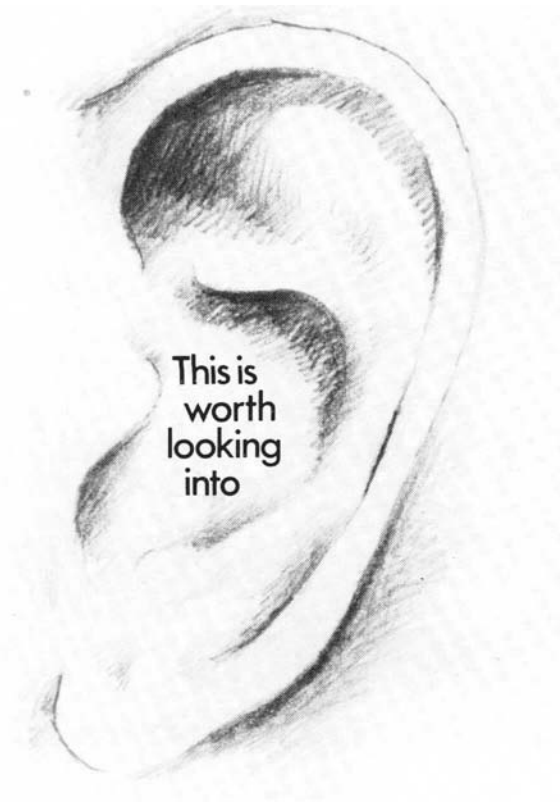
Specimen copies are available on request.

Annual Subscription Rate:
U.S. \$50.00/£20. 19. 0d. Sterling/Dfl. 180,00

EXCERPTA MEDICA

Herengracht 119-123, Amsterdam, The Netherlands

Please mention *The Journal of Laryngology and Otology* when replying to advertisements




This is
worth
looking
into

The Portex Aural Grommet is inert and can safely be left inside the ear as long as necessary. It has a stainless steel wire to aid



insertion. Contour design of the Aural Grommet encourages rejection into the outer ear. The manufacturing process is closely controlled, to give uniformity and maintain the high quality which you have come to associate with all products from Portex.



Portex has given a lot of thought to packaging, with the result that the Aural Grommet is extremely easy to get at, but at the same time it remains sterile until you want to use it.



Supplies are obtainable through usual Portex distributors. For further information contact Portex direct. **Portex Limited, Hythe, Kent.**
Telephone: Hythe 66863. Telex: 96165.
Telegrams: Portex Hythe Telex.
Portex Division, Smiths Industries Inc.,
2 Gill Street, Woburn, Mass. 01801, U.S.A.
In Canada: 105 Scarsdale Road, Don Mills,
Ontario. Telephone: (416) 447-7292.

The Portex Aural Grommet has all the advantages-including price

PORTEX





the complete de-bugging device

clears both fungi and bacteria in ear infections

Candida albicans and *Aspergillus niger* are isolated in over 20 per cent of cases of otitis externa, and if high success rates are to be achieved treatment must take account of this. Otoseptil® ear drops employs a very broad-spectrum attack with efficient anti-inflammatory action.

The new antibiotic ester—neomycin undecylenate—provides potent dual bactericidal and antifungal activity.

Tryrothricin (containing gramicidin and tyrocin) effectively eliminates resistant Gram-positive cocci, while Hydrocortisone alcohol exerts its characteristic anti-inflammatory action. Rapid tissue contact is ensured by the penetrant Ethylene oxide polyoxypropylene glycol condensate, which is incorporated in the clear liquid ear drop.

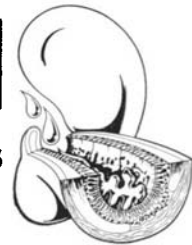
For pain relief, AUDAX® ear drops may be used concomitantly with Otoseptil® ear drops because they are completely miscible and compatible.

Full information is available on request.

® Registered trade marks

Otoseptil

ear drops



Napp Laboratories Limited,
Watford WD2 7RA England


Please mention *The Journal of Laryngology and Otology* when replying to advertisements

VERTIGO

Now... accurate diagnostic study made possible with the

A significant advance in the diagnosis of vertigo and accuracy and diagnostic value of Electronystagmography is provided by the Series 3050 Electronystagmograph manufactured by Watson Victor Ltd.

This new aid produces a stable signal and removes the variables associated with the visual observation method. Nystagmus duration and intensity are recorded, adding subtle degrees of values to both these parameters. The progress or deterioration of a patient's condition may easily



be assessed with comparison tests.

This new instrument is fully transistorised, is light (15½ lb), portable and compact, measuring 12" x 12" x 5". Power requirements: 240 Volt 50 c/s or 110 Volt 60 c/s.

Since its introduction, the Nystagmograph has many satisfied users throughout the world.

WATSON VICTOR LTD.

Manufactured and distributed by Watson Victor Limited,
95-99 Epping Road, North Ryde, N.S.W. 2113, Australia.
U.K. Distributors, Amplivox Limited, Beresford Avenue, Wembley, Middlesex, HAO 1RU, U.K.

Series 3050 Electronystagmograph

Please mention *The Journal of Laryngology and Otology* when replying to advertisements

**“Your otitis externa patient
needs something that
attacks infection and fungi
and inflammation
and pain and irritation...”**

Audicort helps you attack all five at once!

Otitis externa usually means bacterial infection and fungal infection. So prescribe Audicort, the only ear drops with the five-way action.

Neomycin against bacteria plus undecylenic acid against fungi...plus triamcinolone acetonide against inflammation and irritation, benzocaine against pain.



Lederle Research for
LABORATORIES *British Medicine*



Cyanamid of Gt. Britain Ltd, Bush House, London WC2 B4PU

Audicort*
EAR SOLUTION
5 ml dropper bottles

*Trademark. Full information on request