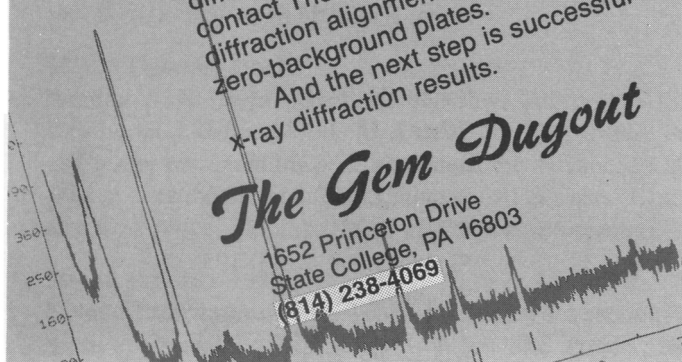


**X-ray
Diffraction
Reference Standards
and Zero-background
Sample Plates
Custom Designed
and Built for any
Application**

Your first step to improved x-ray diffraction results should be to contact The Gem Dugout for quality diffraction alignment standards and zero-background plates. And the next step is successful x-ray diffraction results.

The Gem Dugout
1652 Princeton Drive
State College, PA 16803
(814) 238-4069



TOM BAUM SERVICE & SALES
6072 FM 1390
KAUFMAN, TEXAS 75142
972-452-3116 VOICE & FAX

RE: X-RAY DIFFRACTION

Periodic Maintenance

Service contracts for parts and labor on X-ray Systems
Periodic Alignment of Goniometers.
Installation and training

X-RAY Component Repair:

Rebuild of Goniometers (includes Imron painting)
Scintillation Detector X-Tal replacement
High Voltage Tank repairs. vacuum pumped & oil refilled

UPGRADES and MODIFICATIONS

Equipped Machine shop for special designed parts
PC Automation. for Data acquisition and Analysis of
Diffraction Scans . DOS & Mac Systems available.
Safety Upgrades. new style auto shutters. beam tunnels.
and slit assemblies.
Sample Changers. Sample Rotation. Monochromaters.
X-ray Tubes. etc.

XRD XRF EDS WDS SEM

Email: tombaum@unicomp.net

INDEX TO ADVERTISERS

Bruker AXS	Cover 2
Brush Wellman	A12
Diffraction Technology	A8
Gem Dugout	248
Huber Difraktionstechnik GMBH	A10
ICDD	A12
Inel Inc.	A6
Kratos Analytical	A9
Osmic Inc.	A11
Oxford Cryosystems	A1
Philips Analytical	A2
Rigaku	A4
Rontgenanalytik Messsysteme Software	A11
Scintag	Cover 4
Seifert X-Ray Corp	Cover 3
Spex Industries	A7
Tom Baum Service & Sales	248
X-Ray Optical Systems	A6

Advertising Sales Office

American Institute of Physics
2 Huntington Quadrangle, Suite 1N01
Melville, NY 11747-4502
Telephone (516) 576-2440
(800) 247-2242
Fax (516) 576-2481

Advertising Manager:
Advertising Sales Representative:
Production Manager:

Richard Kobel
Nancy Kuhle
Betty Aroesty

SEIFERT

- Extra large and extra thin Be-window for a high intensity X-ray beam, specially suited for long fine focus applications.
- Razor sharp focal spots ensure beam brilliance.
- Spectral purity
- Efficient cooling system for extended anode life.
- Full line of tubes
5 different focal spots,
7 different target materials,
2 different anode lengths,
compatible with European style towers.
- Designed and manufactured under ISO 9001 standards.
Backed by a world wide warranty of 2500 hrs.

DIN ISO 9001 / EN 29001



- World wide fast and friendly service, available through SEIFERT authorized service stations and re-sellers.



On the Internet: sxc1965@aol.com

SXC

SEIFERT X-RAY CORPORATION
2551 Industry Lane P.O. Box 294 Fairview Village Pennsylvania 19409
TEL 6 10-539-4700 TWX 5 10-660-0568 FAX 6 10-539-6031

*"Providing solutions
to your diffraction needs"*



*www.scintag.com
(408) 253-6100*


XRD




Systems



Detectors



Attachments



More...