


AVAILABLE NOW*

FREE
Downloadable
Psychiatric Podcasts!



@ www.cnsspectrums.com

PsychCast™ is designed to enable physicians to simply and easily listen to a compilation of insightful, 20–30 minute interviews with internationally recognized researchers and clinicians in the fields of psychiatry and neuropsychiatry. Additional 2007 PsychCast™ programming will include peer-reviewed expert-panel dialogues, case-based psychopharmacology lessons, and other educational programs designed to provide our 115,000+ monthly readers with an additional level of personalization in the era of multi-channel learning.

Kimberly A. Yonkers, MD, on the topic of
"Treating Depression in Pregnancy"

J. Craig Nelson, MD, on the topic of
"Treating Late-Life Depression"

Please E-mail us at
info@mbllcommunications.com to
recommend clinical topics you would like
to learn about via PsychCast™

To learn more, please visit:
www.cnsspectrums.com

CNS Spectrums
is proud to
announce...

A NEW CLINICAL COLUMN

*"Trends in
Psychopharmacology"*
by
**Stephen M. Stahl,
MD, PhD**

February
2007

Editorial Questionnaire

Your comments are important to us. This form provides you with the opportunity to express your opinions. Our goal is to make *CNS Spectrums* your source for practical and clinical neuropsychiatric information. By filling out this Questionnaire, you enable us to incorporate your views about our editorial content in future issues. Please fill out this form in its entirety. Thank you.

Name (please print)

Address

City

State

Zip Code

E-mail

Specialty

Date

Fax: 212-328-0600. Mail: CNS SPECTRUMS, 333 Hudson Street, 7th Floor, New York, NY 10013

1. On a scale of 1 to 5 (1=Poor, 5=Excellent), please indicate your level of interest and/or satisfaction with the editorial content in this issue.

ORIGINAL RESEARCH

1 2 3 4 5

REVIEW ARTICLES

1 2 3 4 5

DEPARTMENTS

Pearls in Clinical Neuroscience

1 2 3 4 5

Clinical Updates in Neuropsychiatry

1 2 3 4 5

CME

1 2 3 4 5

2. Which areas of neuropsychiatry would you like us to cover in the future?

3. Please describe your reading pattern for this issue:

- Read cover to cover
- Skimmed table of contents
- Read select items of interest
- Skimmed text
- Did not read

4. On a scale of 1 to 5 (1=Incomplete, 5=Comprehensive), how would you describe the depth of coverage for this issue?

1 2 3 4 5

5. Any other comments about *CNS Spectrums'* editorial content, design, or overall usefulness?

6. Please indicate your title:

- Neurologist
- Psychiatrist

Please select any of the following complimentary educational materials you would like to receive:

CME-ACCREDITED CD-ROMs

- Novel Pharmacologic Options in the Treatment of Neuropathic Pain
- Pain, Stress, and Anxiety: Interrelationships and Treatment Necessities
- Depression in the Elderly: The Unique Features Related to Diagnosis and Treatment
- Integrating Neurobiology and Psychopathology into Evidence-Based Treatment of Social Anxiety Disorder

CME-ACCREDITED HYPERCDs®

- Cholinesterase Inhibitors Across Stages of Dementia and Cognitive Impairments in the Elderly
- Anxiety Disorders and Medical Illness: Risk Factors, Effectiveness Trials, and Quality of Care

NON-CME-ACCREDITED CD-ROMs AND HYPERCDs®

- Metabolism and the Mind: Individualize Drug Dosing Based on Metabolic Profiling with the AmpliChip® CYP450 Test
- Innovative Drug Delivery Systems in the Management of Anxiety
- Metabolic and Endocrine Disturbances in Psychiatric Disorders: A Multidisciplinary Approach to Appropriate Atypical Antipsychotic Utilization
- From Clinical Research to Clinical Practice: A 4-Year Review of Ziprasidone

CLINICAL POCKET REFERENCE GUIDES

- The Black Book of Psychotropic Dosing and Monitoring—10th Edition
- The Black Book of Neuropathic Pain
- The 2007 Guide to Psychotropic Drug Interactions
- The Black Book of Insomnia
- The 2006 Pharmacologic Treatment Guidelines for Bipolar Disorder

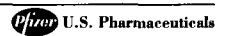
Increased Mortality in Elderly Patients with Dementia-Related Psychosis: Elderly patients with dementia-related psychosis treated with atypical antipsychotic drugs are at an increased risk of death compared to placebo. Analyses of seventeen placebo-controlled trials (modal duration of 10 weeks) in these patients revealed a risk of death in the drug-treated patients of between 1.6 to 7.1 times that seen in placebo-treated patients. Over the course of a typical 10 week controlled trial, the rate of death in drug-treated patients was about 4.5%, compared to a rate of about 2.8% in the placebo group. Although the causes of death were varied, most of the deaths appeared to be either cardiovascular (e.g., heart failure, sudden death) or infectious (e.g., pneumonia) in nature. GEODON (ziprasidone) is not approved for the treatment of patients with Dementia-Related Psychosis.

INDICATIONS—GEODON Capsules is indicated for the treatment of schizophrenia and acute manic or mixed episodes associated with bipolar disorder with or without psychotic features. GEODON* (ziprasidone mesylate) for Injection is indicated for acute agitation in schizophrenic patients.

CONTRAINDICATIONS — QT Prolongation: Because of GEODON's dose-related prolongation of the QT interval and the known association of fatal arrhythmias with QT prolongation by some other drugs, GEODON is contraindicated in patients with a known history of QT prolongation (including congenital long QT syndrome), with recent acute myocardial infarction, or with uncompensated heart failure (see WARNINGS). Pharmacokinetic/pharmacodynamic studies between GEODON and other drugs that prolong the QT interval have not been performed. An additive effect of GEODON and other drugs that prolong the QT interval cannot be excluded. Therefore, GEODON should not be given with dofetilide, sotalol, quinidine, other Class Ia and II anti-arrhythmics, mesoridazine, thioridazine, chlorpromazine, droperidol, pimozide, sparfloxacin, gatifloxacin, moxifloxacin, halofantrine, mefloquine, pentamidine, arsenic trioxide, levomethadylacetate, dolasetron mesylate, procabrol, or tacrolimus. GEODON is also contraindicated with drugs that have demonstrated QT prolongation as one of their pharmacodynamic effects and has been effective in the full prescribing information as a contraindication or a boxed or bolded warning (see WARNINGS). GEODON is contraindicated in individuals with a known hypersensitivity to the product. **WARNINGS—Increased Mortality in Elderly Patients with Dementia-Related Psychosis:** Elderly patients with dementia-related psychosis treated with atypical antipsychotic drugs are at an increased risk of death compared to placebo. GEODON (ziprasidone) is not approved for the treatment of patients with dementia-related psychosis (see Boxed Warning). **QT Prolongation and Risk of Sudden Death:** GEODON use should be avoided in combination with other drugs that are known to prolong the QTc interval. Additionally, clinicians should be alert to the identification of other drugs that have been consistently observed to prolong the QTc interval. Such drugs should not be prescribed with GEODON. A study directly comparing the QT/QTc-prolonging effect of GEODON with several other drugs effective in the treatment of schizophrenia was conducted in patient volunteers. The mean increase in QTc from baseline for GEODON ranged from approximately 9 to 14 msec greater than for four of the comparator drugs (risperidone, olanzapine, quetiapine, and haloperidol), but was approximately 14 msec less than the prolongation observed for thioridazine. In this study, the effect of GEODON on QTc length was not augmented by the presence of a metabolic inhibitor (ketoconazole 200 mg bid). In placebo-controlled trials, GEODON increased the QTc interval compared to placebo by approximately 10 msec at the highest recommended daily dose of 160 mg. In clinical trials the electrocardiograms of 22988 (0.06%) GEODON patients and 1440 (0.23%) placebo patients revealed QTc intervals exceeding the potentially clinically relevant threshold of 500 msec. In the GEODON patients, neither case suggested a role of GEODON. Some drugs that prolong the QT/QTc interval have been associated with the occurrence of torsade de pointes and with sudden unexplained death. The relationship of QT prolongation to torsade de pointes is clearest for larger increases (20 msec and greater) but it is possible that smaller QT/QTc prolongations may also increase risk, or increase it in susceptible individuals, such as those with hypokalemia, hypomagnesemia, or genetic predisposition. Although torsade de pointes has not been observed in association with the use of GEODON at recommended doses in premarketing studies, experience is too limited to rule out an increased risk. A study evaluating the QT/QTc prolonging effect of intramuscular GEODON, with intramuscular haloperidol as a control, was conducted in patient volunteers. In the trial, ECGs were obtained at the time of maximum plasma concentration following two injections of GEODON (20 mg then 30 mg) or haloperidol (7.5 mg then 10 mg) given four hours apart. Note that a 30 mg dose of intramuscular GEODON is 50% higher than the recommended therapeutic dose. The mean change in QTc from baseline was calculated for each drug using a sample-based correction that removes the effect of heart rate on the QT interval. The mean increase in QTc from baseline for GEODON was 4.6 msec following the first injection and 12.8 msec following the second injection. The mean increase in QTc from baseline for haloperidol was 6.0 msec following the first injection and 14.7 msec following the second injection. In this study, no patient had a QTc interval exceeding 500 msec. As with other antipsychotic drugs and placebo, sudden unexplained deaths have been reported in patients taking GEODON at recommended doses. The premarketing experience for GEODON did not reveal an excess of mortality for GEODON compared to other antipsychotic drugs or placebo, but the extent of exposure was limited, especially for the drugs used as active controls and placebo. Nevertheless, GEODON's larger prolongation of QTc length compared to several other antipsychotic drugs raises the possibility that the risk of sudden death may be greater for GEODON than for other available drugs for treating schizophrenia. This possibility needs to be considered in deciding among alternative drug products. Certain circumstances may increase the risk of the occurrence of torsade de pointes and/or sudden death in association with the use of drugs that prolong the QTc interval, including (1) bradycardia; (2) hypokalemia or hypomagnesemia; (3) concomitant use of other drugs that prolong the QTc interval; and (4) presence of congenital prolongation of the QT interval. GEODON should also be avoided in patients with congenital long QT syndrome and in patients with a history of cardiac arrhythmias (see CONTRAINDICATIONS, and see Drug Interactions under PRECAUTIONS). It is recommended that patients being considered for GEODON treatment who are at risk for significant electrolyte disturbances, hypokalemia in particular, have baseline serum potassium and magnesium measurements. Hypokalemia (and/or hypomagnesemia) may increase the risk of QT prolongation and arrhythmia. Hypokalemia may result from diuretic therapy, diarrhea, and other causes. Patients with low serum potassium and/or magnesium should be repleted with those electrolytes before proceeding with treatment. It is essential to periodically monitor serum electrolytes in patients for whom diuretic therapy is introduced during GEODON treatment. Persistently prolonged QTc intervals may also increase the risk of further prolongation and arrhythmia, but it is not clear that routine screening ECG measures are effective in detecting such patients. Rather, GEODON should be avoided in patients with histories of significant cardiovascular illness, eg, QT prolongation, recent acute myocardial infarction, uncompensated heart failure, or cardiac arrhythmia. GEODON should be discontinued in patients who are found to have persistent QTc measurements >500 msec. **Neuroleptic Malignant Syndrome (NMS):** A potentially fatal symptom complex sometimes referred to as Neuroleptic Malignant Syndrome (NMS) has been reported in association with administration of antipsychotic drugs. The management of NMS should include: (1) immediate discontinuation of antipsychotic drugs and other drugs not essential to concurrent therapy; (2) intensive symptomatic treatment and medical monitoring; and (3) treatment of any concomitant serious medical problems for which specific treatments are available. If a patient receives antipsychotic drug treatment after recovery from NMS, the potential reintroduction of drug therapy should be carefully considered. The patient should be carefully monitored, since recurrences of NMS have been reported. **Tardive Dyskinesia (TD):** A syndrome of potentially irreversible, involuntary, dyskinetic movements may develop in patients undergoing treatment with antipsychotic drugs. Although the prevalence of TD appears to be highest among the elderly, especially elderly women, it is impossible to rely upon prevalence estimates to predict, at the inception of antipsychotic treatment, which patients are likely to develop TD. It signs and symptoms of TD appear in a patient on GEODON, drug discontinuation should be considered. **Hyperglycemia and Diabetes Mellitus:** Hyperglycemia-related adverse events, sometimes serious, have been reported in patients treated with atypical antipsychotics. There have been few reports of hyperglycemia or diabetes in patients treated with GEODON, and it is not known if GEODON is associated with these events. Patients treated with an atypical antipsychotic should be monitored for symptoms of hyperglycemia. **PRECAUTIONS—General:** Rash: In premarketing trials, about 5% of GEODON patients developed rash and/or urticaria, with discontinuation of treatment in about one-sixth of these cases. The occurrence of rash was dose related, although the finding might also be explained by longer exposure in higher-dose patients. Several patients with rash had signs and symptoms of associated systemic illness, e.g., elevated WBCs. Most patients improved promptly upon treatment with antihistamines or steroids and/or upon discontinuation of GEODON, and all patients were reported to recover completely. Upon appearance of rash for which an alternative etiology cannot be identified, GEODON should be discontinued. **Orthostatic Hypotension:** GEODON may induce orthostatic hypotension associated with dizziness, tachycardia, and, in some patients, syncope, especially during the initial dose-titration period, probably reflecting its α_1 -adrenergic antagonist properties. Syncope was reported in 0.6% of GEODON patients. GEODON should be used with particular caution in patients with known cardiovascular disease (history of myocardial infarction or ischemic heart disease, heart failure or conduction abnormalities), cerebrovascular disease or conditions that would predispose patients to hypotension (dehydration, hypovolemia, and treatment with antihypertensive medications). **Seizures:** In clinical trials, seizures occurred in 0.4% of GEODON patients. There were confounding factors that may have contributed to seizures in many of these cases. As with other antipsychotic drugs, GEODON should be used cautiously in patients with a history of seizures or with conditions that potentially lower the seizure threshold, e.g., Alzheimer's dementia. Conditions that lower the seizure threshold may be more prevalent in a population of 65 years or older. **Dysphagia:** Esophageal dysmotility and aspiration have been associated with antipsychotic drug use. Aspiration pneumonia is a common cause of morbidity and mortality in elderly patients, in particular those with advanced Alzheimer's dementia, and GEODON and other antipsychotic drugs should be used cautiously in patients at risk for aspiration pneumonia. (See also Boxed Warning. **WARNINGS: Increased Mortality in Elderly Patients with Dementia-Related Psychosis.**) **Hyperproliferation:** As with other drugs that antagonize dopamine D₂ receptors, GEODON elevates prolactin levels in humans. Tissue culture experiments indicate that approximately one third of human breast cancers are prolactin dependent in vitro, a factor of potential importance if the prescription of these drugs is contemplated in a patient with previously detected breast cancer. Neither clinical studies nor epidemiologic studies conducted to date have shown an association between chronic administration of this class of drugs and tumorigenesis in humans; the available evidence is considered too limited to be conclusive at this time. **Potential for Cognitive and Motor Impairment:** Somnolence was a commonly reported adverse event in GEODON patients. In the 4- and 6-week placebo-controlled trials, somnolence was reported in 14% of GEODON patients vs 7% of placebo patients. Somnolence led to discontinuation in 0.3% of patients in short-term clinical trials. Since GEODON has the potential to impair judgment, thinking, or motor skills, patients should be cautioned about performing activities requiring mental alertness, such as operating a motor vehicle (including automobiles) or operating hazardous machinery until they are reasonably certain that GEODON therapy does not affect them adversely. **Pragism:** One case of pragism was reported in the premarketing database. **Body Temperature Regulation:** Although not reported with GEODON in premarketing trials, disruption of the body's ability to reduce core body temperature has been attributed to antipsychotic agents. **Suicide:** The possibility of a suicide attempt is inherent in psychotic illness and close supervision of high-risk patients should accompany drug therapy. GEODON prescriptions should be written for the smallest quantity of capsules consistent with good patient management to reduce overdose risk. **Use in Patients with Concomitant Illness:** Clinical experience with GEODON in patients with certain concomitant systemic illnesses is limited. GEODON has not been evaluated or used to any appreciable extent in patients with a recent history of myocardial infarction or unstable heart disease. Patients with these diagnoses were excluded from premarketing clinical studies. Because of the risk of QTc prolongation and orthostatic hypotension with GEODON, caution should be observed in cardiac patients (see QT Prolongation and Risk of Sudden Death WARNINGS and Orthostatic Hypotension in PRECAUTIONS). **Information for Patients:** To ensure safe and effective use of GEODON, the

information and instructions in the Patient Information Sections should be discussed with patients. **Laboratory Tests:** Patients being considered for GEODON treatment who are at risk of significant electrolyte disturbances should have baseline serum potassium and magnesium measurements. Low serum potassium and magnesium should be repleted before treatment. Patients who are started on diuretics during GEODON therapy need periodic monitoring of serum potassium and magnesium. Discontinue GEODON in patients who are found to have persistent QTc measurements >500 msec (see WARNINGS). **Drug Interactions:** (1) GEODON should not be used with any drug that prolongs the QT interval. (2) Given the primary CNS effects of GEODON, caution should be used when it is taken in combination with other centrally acting drugs. (3) Because of its potential for inducing hypotension, GEODON may enhance the effects of certain antihypertensive agents. (4) GEODON may antagonize the effects of levodopa and dopamine agonists. **Effect of Other Drugs on GEODON:** **Carbamazepine:** 200 mg bid for 21 days, resulted in a decrease of approximately 35% in the AUC of GEODON. **Ketoconazole:** a potent inhibitor of CYP3A4, 400 mg qd for 5 days, increased the AUC and C_{max} of GEODON by about 35%-40%. **Cimetidine:** 800 mg qd for 2 days, did not affect GEODON pharmacokinetics. Coadministration of 300 mg of *Maalox* did not affect GEODON pharmacokinetics. Population pharmacokinetic analysis of schizophrenic patients in controlled clinical trials has not revealed any clinically significant pharmacokinetic interactions with benzotropine, propranolol, or lorazepam. **Effect of GEODON on Other Drugs:** In vitro studies revealed little potential for GEODON to interfere with the metabolism of drugs cleared primarily by CYP1A2, CYP2C9, CYP2C19, CYP2D6, and CYP3A4, and little potential for drug interactions with GEODON due to displacement. GEODON 40 mg bid administered concomitantly with lithium 450 mg bid for 7 days did not affect the steady-state level or renal clearance of lithium. GEODON 20 mg bid did not affect the pharmacokinetics of concomitantly administered oral contraceptives: ethinyl estradiol (0.03 mg) and levonorgestrel (0.15 mg). Consistent with in vitro results, a study in normal healthy volunteers showed that GEODON did not alter the metabolism of dextroamphetamine, a CYP2D6 model substrate, to its major metabolite, dextrophan. There was no statistically significant change in the urinary dextroamphetamine/dextrophan ratio. **Carcinogenesis, Mutagenesis, Impairment of Fertility:** Lifetime carcinogenicity studies were conducted with GEODON in Long Evans rats and CD-1 mice. In male mice, there was an increase in incidence of tumors relative to controls. In female mice there were dose-related increases in the incidences of pituitary gland adenoma and carcinoma, and mammary gland adenocarcinoma at all doses tested. Increases in serum prolactin were observed in a 1-month dietary study in female, but not male, mice. GEODON had no effect on serum prolactin in rats in a 5-week dietary study at the doses that were used in the carcinogenicity study. The relevance for human risk of the findings of prolactin-mediated endocrine tumors in rodents is unknown (see Hypertrophia/Neoplasia). **Mutagenesis:** There was a reproducible mutagenic response in the Ames assay in one strain of *S. typhimurium* in the absence of metabolic activation. Positive results were obtained in both the in vitro mammalian cell gene mutation assay and the in vitro chromosomal aberration assay in human lymphocytes. **Impairment of Fertility:** GEODON increased time to copulation in Sprague-Dawley rats in two fertility and early embryonic development studies at doses of 10 to 160 mg/kg/day (0.5 to 8 times the MRHD of 200 mg/day on a mg/m² basis). Fertility rate was reduced at 160 mg/kg/day (8 times the MRHD on a mg/m² basis). There was no effect on fertility at 40 mg/kg/day (2 times the MRHD on a mg/m² basis). The fertility of female rats was reduced. **Pregnancy—Pregnancy Category C:** There are no adequate and well-controlled studies in pregnant women. GEODON should be used during pregnancy only if the potential benefit justifies the potential risk to the fetus. **Labor and Delivery:** The effect of GEODON on labor and delivery in humans is unknown. **Nursing Mothers:** It is not known whether, and if so in what amount, GEODON or its metabolites are excreted in human milk. It is recommended that women receiving GEODON should not breast feed. **Pediatric Use:** The safety and effectiveness of GEODON in pediatric patients have not been established. **Geriatric Use:** Of the approximately 4500 patients treated with GEODON in clinical studies, 2.4% (109) were 65 years of age or over. In general, there was no indication of any different tolerability for GEODON or of reduced clearance of GEODON in the elderly compared to younger adults. Nevertheless, the presence of multiple factors that might increase the pharmacodynamic response to GEODON, or cause poorer tolerance or orthostasis, should lead to consideration of a lower starting dose, slower titration, and careful monitoring during the initial dosing period for some elderly patients. **ADVERSE REACTIONS—Adverse Findings Observed in Short-term, Placebo-Controlled Trials:** The following findings are based on the short-term placebo-controlled premarketing trials for schizophrenia (a pool of two 6-week, and two 4-week fixed-dose trials) and bipolar mania (a pool of two 3-week flexible-dose trials) in which GEODON was administered in doses ranging from 10 to 200 mg/day. **Adverse Events Associated with Discontinuation:** Schizophrenia: Approximately 4.1% (29/702) of GEODON-treated patients in short-term, placebo-controlled studies discontinued treatment due to an adverse event, compared with about 2.2% (6/273) on placebo. The most common event associated with dropout was rash, including 7 dropouts for rash among GEODON patients (1%) compared to no placebo patients (see PRECAUTIONS). Bipolar Mania: Approximately 6.5% (18/279) of GEODON-treated patients in short-term, placebo-controlled studies discontinued treatment due to an adverse event, compared with about 3.7% (5/136) on placebo. The most common events associated with dropout in the GEODON-treated patients were akathisia, anxiety, depression, dizziness, dystonia, rash and vomiting, with 2 dropouts for each of these events among GEODON patients (1%) compared to one placebo patient each for dystonia and rash (1%) and no placebo patients for the remaining adverse events. **Adverse Events at an Incidence ≥5% and at Least Twice the Rate of Placebo:** The most commonly observed adverse events associated with GEODON in schizophrenia trials were somnolence (14%) and respiratory tract infection (8%). The most commonly observed adverse events associated with the use of GEODON in bipolar mania trials were somnolence (31%), extrapyramidal symptoms (3%), dizziness (16%), akathisia (10%), abnormal vision (6%), asthenia (6%), and vomiting (5%). The following list enumerates the treatment-emergent adverse events that occurred during acute therapy, including only those events that occurred in ≥2% of GEODON patients and at a greater incidence than in placebo. **Schizophrenia: Body as a Whole—**asthenia, accidental injury, chest pain. **Cardiovascular—**tachycardia. **Digestive—**nausea, constipation, dyspepsia, diarrhea, dry mouth, anorexia. **Nervous—**extrapyramidal symptoms, somnolence, akathisia, dizziness. **Respiratory—**respiratory tract infection, rhinitis, cough increased. **Skin and Appendages—**rash, fungal dermatitis. **Special Senses—**abnormal vision. **Bipolar Mania: Body as a Whole—**headache, asthenia, accidental injury. **Cardiovascular—**hypertension. **Digestive—**nausea, diarrhea, dry mouth, vomiting, increased salivation, tongue edema, dysphagia. **Musculoskeletal—**myalgia. **Nervous—**somnolence, extrapyramidal symptoms, dizziness, akathisia, anxiety, hyposthesia, speech disorder. **Respiratory—**pharyngitis, dyspnea. **Skin and Appendages—**fungal dermatitis. **Special Senses—**abnormal vision. **Dose Dependence:** An analysis for dose response in the schizophrenia trials revealed an apparent relation of adverse event to dose for the following: asthenia, postural hypotension, anorexia, dry mouth, increased salivation, arthralgia, anxiety, dizziness, dystonia, hypertension, somnolence, tremor, rhinitis, rash, and abnormal vision. **Extrapyramidal Symptoms (EPS):** The incidence of reported EPS for GEODON patients in the short-term, placebo-controlled schizophrenia trials was 14% vs 8% for placebo. Objectively collected data from those trials on the Simpson-Angus Rating Scale and the Barnes Akathisia Scale did not generally show a difference between GEODON and placebo trials. **Vital Sign Changes:** GEODON is associated with orthostatic hypotension (see PRECAUTIONS). **Weight Gain:** In short-term schizophrenia trials, the proportions of patients meeting a weight gain criterion of ≥7% of body weight were compared, revealing a statistically significantly greater incidence of weight gain for GEODON patients (10%) vs placebo patients (4%). A median weight gain of 0.5 kg was observed in GEODON patients vs 0.0 kg in placebo patients. Weight gain was reported as an adverse event in 0.4% of both GEODON and placebo patients. During long-term therapy with GEODON, a categorization of patients at baseline on the basis of body mass index (BMI) showed the greatest mean weight gain and the highest incidence of clinically significant weight gain (>7% of body weight) in patients with a low BMI (<23) compared to normal (23-27) or overweight (>27) patients. There was a mean weight gain of 1.4 kg for patients with a "low" baseline BMI, 0.0 kg for patients with a "normal" BMI, and a 1.3 kg mean weight loss for patients with a "high" BMI. **ECG Changes:** GEODON is associated with an increase in the QTc interval (see WARNINGS). In schizophrenia trials, GEODON was associated with a mean increase in heart rate of 1.4 beats per minute compared to a 0.2 beats per minute decrease among placebo patients. **Other Adverse Events Observed During the Premarketing Evaluation of GEODON:** Frequent adverse events are those occurring in at least 1/100 patients; infrequent adverse events are those occurring in 1/100 to 1/1000 patients; rare events are those occurring in fewer than 1/1000 patients. **Schizophrenia: Body as a Whole—**fever; abdominal pain, flu syndrome, fever, accidental fall, face edema, chills, photosensitivity reaction, flank pain, hyperthermia, motor vehicle accident. **Cardiovascular System—**Frequent: tachycardia, hypertension, postural hypotension. **Intravenous: bradycardia, angina pectoris, atrial fibrillation; Rare:** first-degree AV block, bundle branch block, pleuritis, pulmonary embolus, cardiomegaly, cerebral infarct, cerebrovascular accident; drug dependence, hypotension; myocarditis, thrombophlebitis. **Digestive System—**Frequent: anorexia, vomiting. **Infrequent:** rectal hemorrhage, dysphagia, tongue edema. **Rare:** gut hemorrhage, jaundice, fecal impaction, gamma globulin transfusidase increased, hematemesis, cholestatic jaundice, hepatitis, hepatomegaly, leukoplakia of mouth, fatty liver deposit, melena. **Endocrine—**Rare: hypothyroidism, hyperthyroidism, thyroiditis. **Hemic and Lymphatic System—**Infrequent: anemia, ecchymosis, leukocytosis, leukopenia, eosinophilia, lymphadenopathy. **Rare:** thrombocytopenia, hypochromic anemia, lymphocytosis, monocytosis, basophilia, lymphedema, polycythemia, thrombocytoma. **Metabolic and Nutritional Disorders—**Infrequent: thirst, transaminase increased, peripheral edema, hyperglycemia, creatine phosphokinase increased, alkaline phosphatase increased, hypercholesterolemia, dehydration, lactic dehydrogenase increased, albuminuria, hypokalemia. **Rare:** BUN increased, creatinine increased, hyperlipemia, hypochlosterolemia, hyperkalemia, hypochlosterolemia, hypoglycemia, hyponatremia, hypoproteinemia, glucose tolerance decreased, gout, hyperchloremia, hyperuricemia, hypocalcemia, hypoglycemic reaction, hypomagnesemia, ketosis, respiratory alkalosis. **Musculoskeletal System—**Frequent: myalgia. **Infrequent:** tenosynovitis. **Rare:** myopathy. **Nervous System—**Frequent: agitation, extrapyramidal syndrome, tremor, dystonia, hypotonia, dyskinesia, hostility, twitching, paresthesia, confusion, vertigo, hypokinesia, hyperkinesia, abnormal gait, oculogyric crisis, hyposthesia, ataxia, amnesia, cogwheel rigidity, delirium, hypotonia, akinesia, dysarthria, withdrawal syndrome, bicyclical syndrome, choreoathetosis, diplopia, incoordination, neuropathy. **Infrequent:** paralysis. **Rare:** myoclonus, nyctlagmus, torticollis, circumoral paresthesia, oropharyngitis, reflex increased, trismus. **Respiratory System—**Frequent: dyspnea. **Infrequent:** pneumonia, epistaxis. **Rare:** hemoptysis, laryngismus. **Skin and Appendages—**Infrequent: maculopapular rash, urticaria, alopecia, eczema, exfoliative dermatitis, contact dermatitis, vesiculobullous rash. **Special Senses—**Frequent: fungal dermatitis. **Infrequent:** conjunctivitis, dry eyes, tinnitus, blepharitis, cataract, photophobia. **Rare:** eye hemorrhage, visual field defect, keratitis, keratoconjunctivitis. **Urogenital System—**Infrequent: impotence, abnormal ejaculation, amenorrhea, hematuria, menorrhagia, female lactation, polyuria, urinary retention, metrorrhagia, male sexual dysfunction, anorgasmia, gynecosmia. **Rare:** gynecosmia, vaginal hemorrhage, nocturia, oliguria, female sexual dysfunction, uterine herniation. **Adverse Finding Observed in Trials of Intramuscular GEODON:** In these studies, the most commonly observed adverse events associated with the use of intramuscular GEODON (≥5%) and observed at a rate on intramuscular GEODON (in the higher dose groups) at least twice that of the lowest intramuscular GEODON group were headache (13%), nausea (12%), and somnolence (20%). **Adverse Events at an Incidence >1% in Short-Term Fixed-Dose Intramuscular Trials:** The following list enumerates the treatment-emergent adverse events that occurred in ≥1% of GEODON patients (in the higher dose groups) and at least twice that of the lowest intramuscular GEODON group. **Body as a Whole—**headache, injection site pain, asthenia, abdominal pain, flu syndrome, back pain. **Cardiovascular—**postural hypotension, hypertension, bradycardia, vasodilation. **Digestive—**nausea, rectal hemorrhage, diarrhea, vomiting, dyspepsia, anorexia, constipation, tooth disorder. **Dry mouth: Nervous—**dizziness, anxiety, insomnia, somnolence, akathisia, agitation, extrapyramidal syndrome, hypertension, cogwheel rigidity, paresthesia, personality disorder, psychosis, speech disorder. **Respiratory—**rhinitis. **Skin and Appendages—**pruritus, turgescence. **Urogenital—**dysmenorrhea, priapism. **DRUG ABUSE AND DEPENDENCE—**Controlled Substance Class: GEODON is not a controlled substance. **OVERDOSAGE—**In premarketing trials in over 5400 patients, accidental or intentional overdose of GEODON was documented in 10 patients. All patients survived without sequelae. In the patient taking the largest confirmed amount (3240 mg), the only symptoms reported were minimal sedation, slurring of speech, and transitory hypertension (BP 200/70).

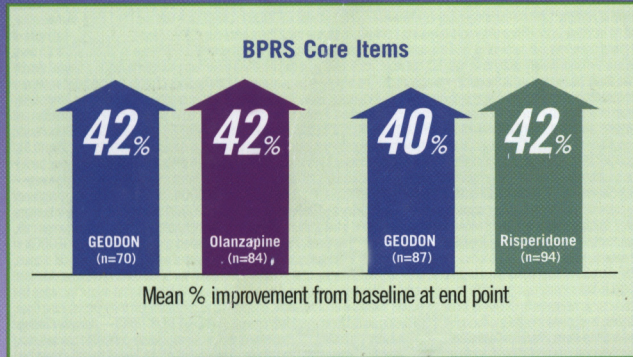
References: 1. Data on file. Pfizer Inc., New York, NY. 2. Simpson GM, Gluck ID, Weiden PJ, Romano SJ, Siu CO. Randomized, controlled, double-blind multicenter comparison of the efficacy and tolerability of ziprasidone and olanzapine in acutely ill inpatients with schizophrenia or schizoaffective disorder. *Am J Psychiatry*. 2004;161:1837-1847. 3. Middleton DE, Pantelis C, Dineen M, Benattia I, Romano SJ. Efficacy and tolerability of ziprasidone versus risperidone in patients with acute exacerbation of schizophrenia or schizoaffective disorder: an 8-week, double-blind, multicenter trial. *J Clin Psychiatry*. 2004;65:1624-1633. 4. Simpson GM, Weiden P, Pigott T, Murray S, Siu CO, Romano SJ. Six-month, blinded, multicenter continuation study of ziprasidone versus olanzapine in schizophrenia. *Am J Psychiatry*. 2005;162:1535-1538. 5. Weiden PJ, Loebel A, Yang R, Lebovitz H. Course of weight & metabolic benefits 1 year after switching to ziprasidone. Presented at: American Psychiatric Association Annual Meeting; May 1-6, 2004; New York, NY.



Treat schizophrenia with the body in mind

COMPARABLE EFFICACY

Consistent results in head-to-head studies¹⁻³

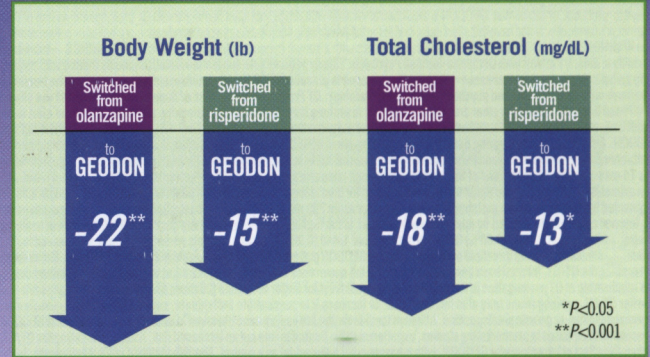


A 6-week, double-blind, randomized study of GEODON vs olanzapine and an 8-week, double-blind, randomized study of GEODON vs risperidone.

- BPRS core items include hallucinatory behavior, unusual thought content, conceptual disorganization, and suspiciousness
- Comparable efficacy was maintained in double-blind extension studies—up to 1 year vs risperidone¹
—up to 6 months vs olanzapine⁴

WITHOUT COMPROMISING METABOLIC PARAMETERS

Significant results in switch studies^{1,5}



Two 1-year open-label extensions of 6-week, open-label switch studies in patients suboptimally controlled due to partial response or poor tolerability.

- Patients switching to GEODON from olanzapine and risperidone also experienced reductions in triglycerides⁵

In the acute head-to-head studies...

- In the GEODON vs olanzapine study, olanzapine significantly increased body weight (8 lb vs 2 lb for GEODON, $P < 0.0001$)^{1,2}
- In the GEODON vs risperidone study, risperidone increased body weight (2 lb vs 0 lb for GEODON, $P < 0.01$)^{1,3}

GEODON[®]

(ziprasidone HCl) *Oral Capsules*

GEODON is indicated for the treatment of schizophrenia and of acute manic or mixed episodes associated with bipolar disorder.

Elderly patients with dementia-related psychosis treated with atypical antipsychotic drugs are at an increased risk of death compared to placebo. GEODON is not approved for the treatment of patients with dementia-related psychosis.

GEODON is contraindicated in patients with a known history of QT_p prolongation, recent acute myocardial infarction, or uncompensated heart failure, and should not be used with other QT-prolonging drugs. GEODON has a greater capacity to prolong the QT_c interval than several antipsychotics. In some drugs, QT prolongation has been associated with torsade de pointes, a potentially fatal arrhythmia. In many cases this would lead to the conclusion that other drugs should be tried first.

Hyperglycemia-related adverse events, sometimes serious, have been reported in patients treated with atypical antipsychotics. There have been few reports of hyperglycemia or diabetes in patients treated with GEODON, and it is not known if GEODON is associated with these events. Patients treated with an atypical antipsychotic should be monitored for symptoms of hyperglycemia.

In short-term schizophrenia trials, 10% of GEODON-treated patients experienced a weight gain of $\geq 7\%$ of body weight vs 4% for placebo. In the same short-term trials, the most common adverse events were somnolence (14%) and respiratory tract infection (8%).

Please see brief summary of prescribing information on adjacent page.

