

The Journal of *John* Laryngology and Otology

EDITED BY
G. H. BATEMAN

ASSISTANT EDITOR
LIONEL TAYLOR

Contents

THE TREATMENT OF GLOTTIC CANCER, THE IMPORTANCE OF RADIOTHERAPY TO THE PATIENT	M. LEDERMAN and V. M. DALLEY
PHARYNGEAL RECONSTRUCTION AFTER PHARYNGO-LARYNGECTOMY	R. S. LEWIS
TRANSZYGOMATIC APPROACH FOR NASOPHARYNGEAL FIBROMATA WITH EXTRAPHARYNGEAL EXTENSION	LEWIS LABIB SAMY and ISKANDER H. GIRGIS
"PARAPHARYNGEAL" NEUROGENIC TUMOURS	ERIK FLUUR
THE DEVIATED NASAL SEPTUM—II—PREVENTION AND TREATMENT	LINDSAY GRAY
MYOPATHIA LARYNGIS	D. S. SARDANA
CLINICAL RECORDS—	
OUR FIRST THREE LARYNGECTOMIES	M. JALISI
RETROPHARYNGEAL LYMPHANGIOMA	N. SHAH
HEALED APPEARANCE FOLLOWING TEFLON PISTON STAPEDECTOMY	R. G. WILLIAMS
A SPRING PROSTHESIS FOR STAPES SURGERY	W. A. SULTANA
AN UNUSUAL FOREIGN BODY IN THE THROAT	M. JALISI
GENERAL NOTES	

London
Headley Brothers
109 Kingsway WC2

The Journal of Laryngology and Otology

(FOUNDED in 1887 by MORELL MACKENZIE and NORRIS WOLFENDEN)

EDITED BY

G. H. BATEMAN

ASSISTANT EDITOR

LIONEL TAYLOR

1. Original articles which have not been published elsewhere are invited and should be sent to the Editor. They are considered for publication on the understanding that they are contributed to this *Journal* solely. Reproduction elsewhere, in whole or in part, is not permitted without the previous written consent of the Author and Editor and the customary acknowledgment must be made.

2. Manuscripts should be typewritten, on one side only of the paper, and well spaced. Captions to illustrations should be typed on a separate sheet and sent at the same time as original photographs, etc.

The Harvard system of recording references should be used, e.g. GREEN, C., and BROWN, D. (1951) *J. Laryng.*, 65, 33. Abbreviations of Journals should follow the style recommended in *World Medical Periodicals*, published by World Health Organization, 1952.

It is most important that authors should verify *personally* the accuracy of every reference before submitting a paper for publication.

3. Galley proofs and engraver's proofs of illustrations are sent to the author. Corrections, which should be kept to a minimum, must be clearly marked, and no extra matter added. Proofs should be returned within 5 days.

4. Illustration blocks are provided free up to the limit of £10 per article; beyond this authors are expected to pay half the cost. Coloured illustrations will be charged in full to authors.

Blocks will normally be held by the Printers for three years after which they will be destroyed. Any author who has borne a part of the cost of his blocks is entitled to have these returned to him, but a request for this must be sent within three years of the appearance of the article, to HEADLEY BROTHERS, 109 Kingsway, London, WC2.

5. Orders for reprints must be sent when returning galley proofs, and for this purpose special forms are supplied.

6. Authors of original communications on Oto-Laryngology in other journals are invited to send a copy, or two reprints, to the *Journal of Laryngology*. If they are willing, at the same time, to submit their own abstract (in English, French, Italian, or German) it will be welcomed.

7. Editorial communications may be addressed to THE EDITOR, *Journal of Laryngology*, c/o HEADLEY BROTHERS, 109 Kingsway, London, WC2.

8. The annual subscription is five guineas sterling (U.S.A. \$15) post free, and payable in advance.

9. Single copies will be on sale at 12s. 6d. each; copies of parts up to Vol. LXIII which are available may be purchased at 7s. 6d. each.

10. All subscriptions, advertising and business communications should be sent to the publishers, HEADLEY BROTHERS, 109 KINGSWAY, LONDON, WC2.

United States of America

Orders for this *Journal* may be sent through local booksellers, or to STECHERT-HAPNER, INC., 31-33 East 10th Street, New York, or direct to the publishers, HEADLEY BROTHERS, 109 KINGSWAY, LONDON, WC2, England.

© *Journal of Laryngology and Otology*, 1965

Please mention *The Journal of Laryngology and Otology* when replying to advertisements

CONTENTS

	PAGE
THE TREATMENT OF GLOTTIC CANCER. THE IMPORTANCE OF RADIO- THERAPY TO THE PATIENT. M. Lederman and V. M. Dalley (London)	767
PHARYNGEAL RECONSTRUCTION AFTER PHARYNGOLARYNGECTOMY. R. S. Lewis (London)	771
TRANSZYGOMATIC APPROACH FOR NASOPHARYNGEAL FIBROMATA WITH EXTRAPHARYNGEAL EXTENSION. Lewis Labib Samy and Iskander H. Girgis (Cairo)	782
"PARAPHARYNGEAL" NEUROGENIC TUMOURS. Erik Fluor (Sweden)	796
THE DEVIATED NASAL SEPTUM—II—PREVENTION AND TREATMENT. Lindsay Gray (Perth, W. Australia)	806
MYOPATHIA LARYNGIS. D. S. Sardana (London)	817
CLINICAL RECORDS—	
OUR FIRST THREE LARYNGECTOMIES. M. Jalisi (Chittagong)	824
RETROPHARYNGEAL LYMPHANGIOMA. N. Shah (London)	828
HEALED APPEARANCE FOLLOWING TEFLON PISTON STAPE- DECTOMY. R. G. Williams (Hull)	832
A SPRING PROSTHESIS FOR STAPES SURGERY. W. A. Sultana (Malta)	834
AN UNUSUAL FOREIGN BODY IN THE THROAT. M. Jalisi (Chittagong)	836
GENERAL NOTES	838

THE LARYNGOSCOPE

A Monthly Journal
devoted to the disease of
EAR, NOSE AND THROAT

*Official organ for the American Laryngological
Rhinological and Otological Society*

Price \$18.00 per year Canada \$19.00 per year
Foreign \$19.00 per year

ESTABLISHED 1896

THEODORE E. WALSH, M.D.
EDITOR

517 SOUTH EUCLID AVENUE
SAINT LOUIS MO. 63110.

ONLY **AMPLIVOX**

provides a
complete audiometric service!



Transistor Audiometers

with air conduction or air and bone conduction with masking, for hospitals, schools, consulting rooms, industrial medical departments, screening programmes, etc.




Clinical Audiometers


with narrow band masking for the highest accuracy and extended resolution.

Audiometer Booths

for ideal testing conditions in hospitals, clinics, factories. Standard and special sizes available.



Industrial Audiometry
Speech Audiometers
Speech Training Equipment
Loop Amplifiers, etc.



PLUS An efficient and speedy **calibration service**

please write for technical literature to meet your needs

AMPLIVOX

HEARING ADVISORY SERVICE LTD.

80 New Bond Street, London, W.1. Tel: HYDe Park 9888

Please mention *The Journal of Laryngology and Otolaryngology* when replying to advertisements



Staphylococci

cannot live with



Orbenin

Orbenin is recommended for the immediate treatment of all Hospital Staphylococcal infections

Orbenin, an oral penicillin stable to penicillinase, is bactericidal to resistant and sensitive staphylococci



Orbenin (regd.) (cloxacillin sodium) is a product of British research at
Beecham Research Laboratories

Please mention *The Journal of Laryngology and Otology* when replying to advertisements

DOWN'S*presents*

**E.N.T. CONSULTANT'S
EXAMINATION TABLE**

fitted with

Suction Unit

Cautery and Light

Drug Cabinet

"Chiron Lamp"

DOWN BROS. AND MAYER & PHELPS LTD
CHURCH PATH, MITCHAM, SURREY, ENGLAND

Showrooms
 32 New Cavendish Street
 London, W.1
 England

In Canada
 410 Dundas Street West
 Toronto, 2B
 Canada

Please mention *The Journal of Laryngology and Otology* when replying to advertisements

***WHEN A HEARING AID
IS RECOMMENDED
ONLY AMPLIVOX
OFFERS THIS
HEARING AID SERVICE***

The design and manufacture of a complete range with individual fitting facilities.

Best of other makes in addition to Amplivox aids—Amplivox hearing aids are ONLY available from Amplivox.

Highest degree of training of any hearing aid organisation.

Master Hearing Aid evaluations.

Expert follow-up and rehabilitation advice.

15 branch offices with while-you-wait service.

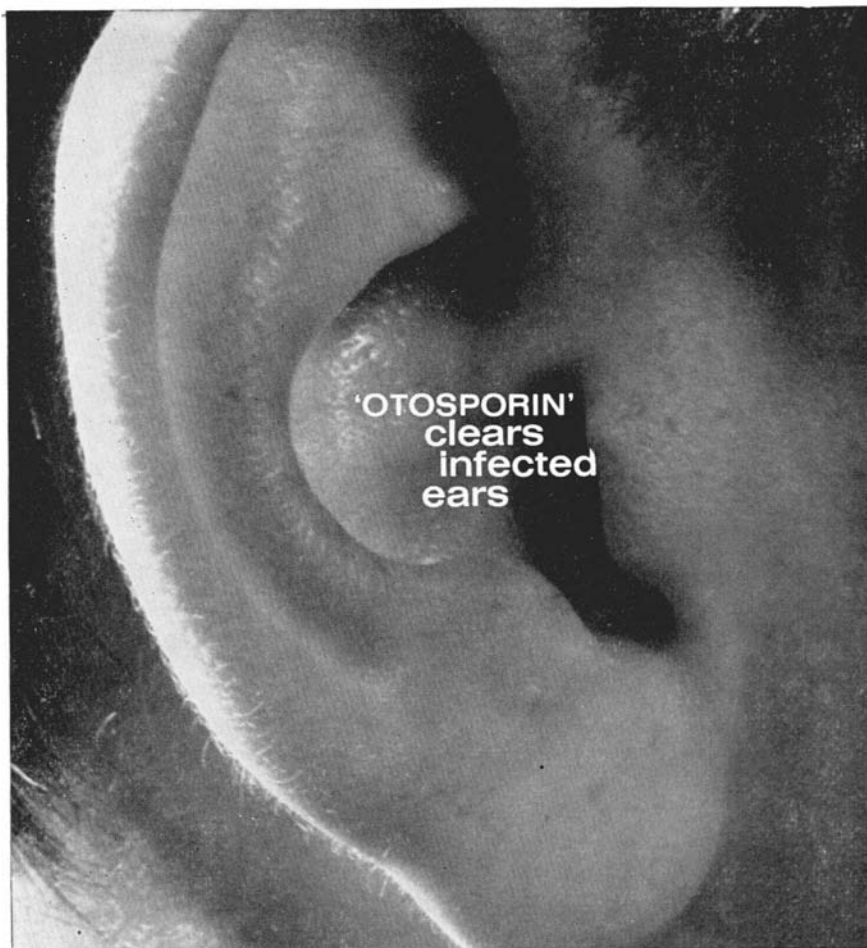
FOR YOUR PATIENTS' GREATEST SATISFACTION
SPECIFY AMPLIVOX

AMPLIVOX

World's most experienced and complete hearing service

AMPLIVOX HEARING ADVISORY SERVICE
80 NEW BOND STREET
LONDON, W.1

Please mention *The Journal of Laryngology and Otology* when replying to advertisements



'OTOSPORIN'

The modern method of treatment in otitis externa, chronic suppurative otitis media, and infected mastoid cavities, is 'Otosporin' Drops. 'Otosporin' is an aqueous suspension containing neomycin and polymyxin B which are together effective against practically all the bacteria found in ear infections. In addition, it contains hydrocortisone to reduce inflammation and swelling, thereby providing easier access for the antibiotics.

'OTOSPORIN' BRAND **Drops** ISSUED IN BOTTLES OF 5 ml.



BURROUGHS WELLCOME & CO. (THE WELLCOME FOUNDATION LTD.) LONDON

Please mention *The Journal of Laryngology and Otology* when replying to advertisements