

CENTRAL LONDON THROAT AND EAR HOSPITAL

GRAY'S INN ROAD (Near King's Cross Stations.)

Large Out-Patient Clinics. Over 12,000 new patients last year.
In-Patient Department, 43 beds.

The work carried on at this Hospital comprises :

1. The Daily Out-Patient Clinic.

Monday, Wednesday, Thursday, Friday, Saturday, 2 p.m. Tuesday, 5 p.m.

Conducted by

DR. ABERCROMBIE

DR. ATKINSON

DR. NICOL RANKIN

MR. STUART LOW

DR. DAN MCKENZIE

MR. ARCHER RYLAND

DR. ANDREW WYLIE

MR. HAROLD KISCH

2. The Minor Operations.

These are performed at 9 a.m. on Monday, Tuesday, Wednesday, Thursday, Friday.

3. The In-Patient Department.

Major Operations.

These take place at 2 o'clock on Monday, Tuesday, Wednesday, Thursday, Friday.

The list of operations is to be seen on the notice board in the Out-patient Consulting Room.

4. Lectures and Demonstrations.

Courses of Practical Instruction are given throughout the year by Members of the Staff, on Tuesdays and Fridays, at 3 p.m. punctually.

The Courses consist of two classes twice a week devoted to Anatomy, Pathology, Diagnosis and Treatment of the special diseases dealt with at the Hospital. They may be joined at any time.

A **Surgical Anatomy and Operative Surgery Class** is held when desired. The teaching is practical and demonstrative, and is illustrated by diagrams, models, specimens and instruments.

5. The Pathological Laboratory

Is at all times available to students. Dr. Wyatt Wingrave, Pathologist to the Hospital, is in attendance Monday, Wednesday, Friday, 3 p.m.

Clinical Assistants

Are appointed from among those gentlemen who have enrolled themselves for attendance on the practice of the Hospital.

Further particulars may be had on application to the Dean.

Fees.

For attendance on the practice of the Hospital (Clinical Assistants)—

Three months	...	5 guineas.
Six	"	8 "
Perpetual ticket	...	10 "
Operative Surgery Class	...	5 "


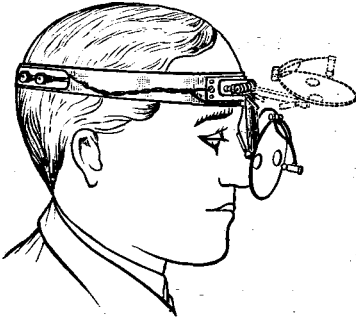
Clinical Assistants are admitted to the Lectures and Demonstrations free.

HAROLD KISCH, F.R.C.S.,
Dean.

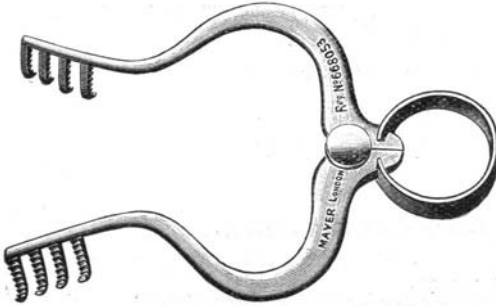
RICHARD KERSHAW,
Secretary Superintendent.

A NEW HEAD LAMP.

Devised by GILBERT CHUBB, M.B.,
D.Sc.Lond., F.R.C.S.Eng.



An improved lamp on the Klar principle; fitted with unbreakable mirror of speculum metal; easily adjusted and economical in use. (Vide *Lancet*, March 13th, 1920.)



A MASTOID RETRACTOR

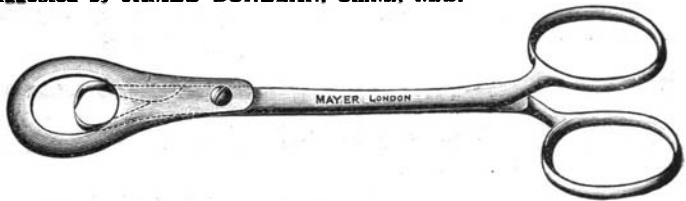
Designed by B. SEYMOUR JONES, F.R.C.S.,
Surgeon, Birmingham Ear and Throat Hospital.

A simple self-retaining spring retractor;
easily placed in position and removed
and not liable to slip when in use.

A TONGUE HOLDER & DEPRESSOR for Tonsillectomy.

Suggested by JAMES DONELAN, Ch.M., M.B.

When removing the tonsils by dissection this tongue forceps has been found useful. The points are inserted transversely and well back in the dorsum of the tongue, which is depressed so as to give a good view and free the respiratory passages.



Particulars on application to

Mayer & Phelps

CHIRON HOUSE,
59 & 61, New Cavendish St.,
LONDON, W. 1.

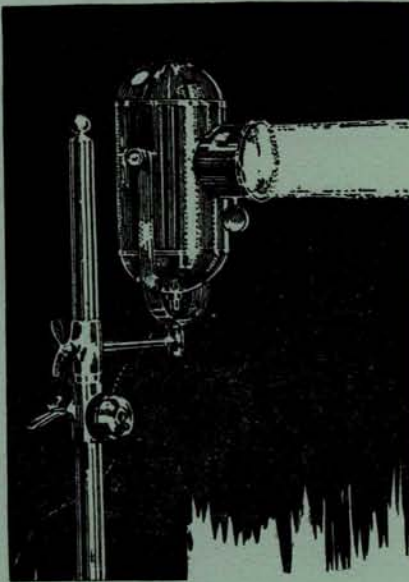


Telephone:
MAYFAIR 6320 (2 lines).

Telegrams:
"TREPINE, WESDO, LONDON."

Mayer & Phelps

CHIRON HOUSE,
59-61, New Cavendish St.,
London, W. 1.




Chiron Examination Lamp (Regd.)

The Chiron Lamp has been approved by many leading Specialists, and we have no hesitation in recommending it as superior to any lamp yet produced. The Burner of the $\frac{1}{2}$ -Watt type, of special design, gives a brilliant illumination of about 200 candle-power.

TONSIL PASTE APPLICATOR.

Devised by IRWIN MOORE, M.B., C.M.Edin., Surgeon to the Throat Hospital, Golden Square.



Vide "The Treatment of Enlarged or Diseased Tonsils in Cases where Surgical Procedures are Contra-indicated" (*Journal of Laryngology*, October, 1919).

Trade
Mark

Atomol' SPRAY SOLUTIONS

A comprehensive
series for the
treatment of
*Acute & Chronic
Rhinitis,
Bronchial Catarrh,
Chronic Laryngitis,
Influenzal Catarrh,
etc.*

Brochure giving the formulæ
of the series sent free on
request.

*Contain accurate amounts
of active drugs.*

ALLEN & HANBURY'S, LTD.
7, VERE STREET, W.1.

