

# IMA Commission on New Minerals, Nomenclature and Classification (CNMNC)

## NEWSLETTER 5

### New minerals and nomenclature modifications approved in 2010

P. A. WILLIAMS<sup>1</sup> (Chairman, CNMNC), F. HATERT<sup>2</sup> (Vice-Chairman, CNMNC), M. PASERO<sup>3</sup> (Vice-Chairman, CNMNC) AND S. J. MILLS<sup>4</sup> (Secretary, CNMNC)

<sup>1</sup> School of Natural Sciences, University of Western Sydney, Locked Bag 1797, Penrith South DC, NSW 1797, Australia – p.williams@uws.edu.au

<sup>2</sup> Laboratoire de Minéralogie, Université de Liège, B-4000 Liège, Belgium – fhatert@ulg.ac.be

<sup>3</sup> Dipartimento di Scienze della Terra, Università degli Studi di Pisa, Via Santa Maria 53, I-56126 Pisa, Italy – pasero@dst.unipi.it

<sup>4</sup> Department of Earth and Ocean Sciences, University of British Columbia, Vancouver BC, Canada V6T 1Z4 – smills@eos.ubc.ca

The information given here is provided by the IMA Commission on New Minerals, Nomenclature and Classification for comparative purposes and as a service to mineralogists working on new species.

Each mineral is described in the following format:

**Mineral name, if the authors agree on its release prior to the full description appearing in press**

Chemical formula

Type locality

Full authorship of proposal

E-mail address of corresponding author

Relationship to other minerals

Crystal system, Space group; Structure determined, yes or no

Unit-cell parameters

Strongest lines in the X-ray powder-diffraction pattern

Type specimen repository and specimen number

Citation details for the mineral prior to publication of full description

**It is still a requirement for the authors to publish a full description of the new mineral.**

NO OTHER INFORMATION WILL BE RELEASED BY THE COMMISSION

### PROPOSALS APPROVED IN SEPTEMBER 2010

IMA No. 2010-027

Sveinbergeite

$\text{Ca}(\text{Fe}_6^{2+}\text{Fe}^{3+})\text{Ti}_2(\text{Si}_4\text{O}_{12})_2\text{O}_2(\text{OH})_5(\text{H}_2\text{O})_4$

Buer, Vestern Island, Sandefjord, Vestfold County, Norway

A.P. Khomyakov\*, F. Cámara, E. Sokolova and F.C. Hawthorne

\*E-mail: noomin@mail.ru

Astrophyllite group

Triclinic:  $P\bar{1}$ ; structure determined

$a = 5.33(1)$ ,  $b = 11.82(2)$ ,  $c = 11.85(2)$  Å,  $\alpha = 101.2(1)$ ,  $\beta = 98.2(1)$ ,  $\gamma = 102.5(2)^\circ$

11.148(20), 5.683(5), 3.799(43), 2.853(100), 2.633(7), 2.489(5), 2.267(5), 1.643(5)

Type material is deposited in the collections of the Fersman Mineralogical Museum, Moscow, Russia, catalogue number 3966

How to cite: Khomyakov, A.P., Cámara, F., Sokolova, E. and Hawthorne, F.C. (2010)

Sveinbergeite, IMA 2010-027. CNMNC Newsletter, October 2010, page 859; *Mineralogical Magazine*, **74**, 859–862

## IMA No. 2010-031

Eliseevite



Mount Alluaiv and Mount Punkaruaiiv, Lovozero massif, Kola Peninsula, Russia

Victor N. Yakovenchuk\*, Gregory Yu. Ivanyuk, Sergey V. Krivovichev, Yakov A. Pakhomovsky, Ekaterina A. Selivanova, Julia A. Korchak, Yuri P. Men'shikov and Svetlana V. Drogobuzhskaya

\*E-mail: yakovenchuk@geoksc.apatity.ru

Closely related to lintisite and punkaruaiivite

Monoclinic:  $C2/c$ ; structure determined $a = 27.48(1)$ ,  $b = 8.669(4)$ ,  $c = 5.246(2)$  Å, $\beta = 90.782(8)^\circ$ 

13.76(10), 6.296(6), 4.642(4), 4.334(4),

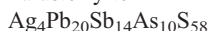
3.577(8), 3.005(7), 2.881(7), 2.710(5)

Type material is deposited in the collections of the Mineralogical Museum of St Petersburg State University, Russia, and the Geological and the Mineralogical Museum of the Geological Institute of the Kola Science Centre, Apatity, Russia, catalogue number 6516

How to cite: Yakovenchuk, V.N., Ivanyuk, G.Y., Krivovichev, S.V., Pakhomovsky, Y.A., Selivanova, E.A., Korchak, J.A., Men'shikov, Y.P. and Drogobuzhskaya, S.V. (2010) Eliseevite, IMA 2010-031. CNMNC Newsletter, October 2010, page 860; *Mineralogical Magazine*, **74**, 859–862

## IMA No. 2010-033

Parasterryite



Pollone mine, Valdicastello Carducci, Pietrasanta, Apuan Alps, Tuscany (43°57'N 10°16'E)

Yves Moëlo\*, Paolo Orlandi, Catherine Guillot-Deudon, Cristian Biagioni, Werner H. Paar and Michel Evain

\*E-mail: Yves.Moelo@cnrs-irn.fr

Expanded homologue of owyhecite

Monoclinic:  $P2_1/c$ ; structure determined $a = 8.3965(5)$ ,  $b = 27.9540(7)$ ,  $c =$ 43.8840(13) Å,  $\beta = 90.061(12)^\circ$ 

3.62(100), 3.42(45), 3.35(95), 3.23(65),

3.01(45), 2.945(85), 2.885(80), 1.916(45)

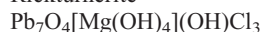
Type material is deposited in the collections of the Museo di Storia Naturale e del Territorio, Università di Pisa, Italy, catalogue number 19347

How to cite: Moëlo, Y., Orlandi, P., Guillot-Deudon, C., Biagioni, C., Paar, W.H. and Evain, M. (2010) Parasterryite, IMA 2010-033.

CNMNC Newsletter, October 2010, page 860; *Mineralogical Magazine*, **74**, 859–862

## IMA No. 2010-034

Rickturnerite

Torr Works (Merehead) Quarry, Somerset, UK  
Mike S. Rumsey, Sergey V. Krivovichev\*, Oleg I. Siidra, Caroline A. Kirk, Chris J. Stanley and John Spratt

\*E-mail: skrivovi@mail.ru

New structure type

Orthorhombic:  $Pnma$ ; structure determined $a = 25.879(3)$ ,  $b = 5.8024(6)$ ,  $c = 22.717(2)$  Å

6.474(100), 5.636(44), 3.254(28), 3.233(73),

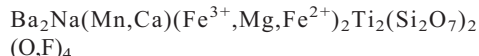
3.112(31), 2.867(57), 2.635(25), 1.683(26)

Type material is deposited in the collections of the Natural History Museum, London, UK, registration number BM 2008,100

How to cite: Rumsey, M.S., Krivovichev, S.V., Siidra, O.I., Kirk, C.A., Stanley, C.J. and Spratt, J. (2010) Rickturnerite, IMA 2010-034. CNMNC Newsletter, October 2010, page 860; *Mineralogical Magazine*, **74**, 859–862

## IMA No. 2010-035

Schüllerite



Löhley, Üdersdorf, near Daun, Eifel Mountains, Rhineland-Palatinate, Germany

Nikita V. Chukanov\*, Ramiza K. Rastsvetaeva, Sergey N. Britvin, Alla A. Virus, Dmitriy I. Belakovsky, Igor V. Pekov, Sergey M. Aksenov and Bernd Ternes

\*E-mail: chukanov@icp.ac.ru

New structure type

Triclinic:  $P1$ ; structure determined $a = 5.4027(2)$ ,  $b = 7.0656(2)$ ,  $c = 10.2178(3)$  Å, $\alpha = 99.816(2)$ ,  $\beta = 99.624(2)$ ,  $\gamma = 90.084(2)^\circ$ 

9.96(29), 3.308(45), 2.867(29), 2.791(100),

2.664(46), 2.609(36), 2.144(52), 2.110(31)

Type material is deposited in the collections of the Fersman Mineralogical Museum of the Russian Academy of Sciences, Moscow, Russia, registration numbers 3995/2 (holotype) and 3995/1

How to cite: Chukanov, N.V., Rastsvetaeva, R.K., Britvin, S.N., Virus, A.A., Belakovsky, D.I., Pekov, I.V., Aksenov, S.M. and Ternes, B. (2010) Schüllerite, IMA 2010-035. CNMNC Newsletter, October 2010, page 860; *Mineralogical Magazine*, **74**, 859–862

## IMA No. 2010-036

Carlgieseckeite-(Nd)

NaNdCa<sub>3</sub>(PO<sub>4</sub>)<sub>3</sub>F

Kuannersuit (formerly Kvanefjeld) Plateau, northern section of the Ilímaussaq alkaline complex, South Greenland, Denmark

Igor V. Pekov\*, Natalia V. Zubkova, Tomas A. Husdal, Atali A. Agakhanov, Aleksandr E. Zadov and Dmitry Yu. Pushcharovsky

\*E-mail: igorpekov@mail.ru

Apatite supergroup

Trigonal:  $P\bar{3}$ ; structure determined $a = 9.4553(1)$ ,  $c = 6.9825(1)$  Å

7.02(22), 5.33(18), 3.923(27), 3.463(23),

3.095(19), 2.815(100), 2.727(42), 2.255(17)

Type material is deposited in the collections of the Fersman Mineralogical Museum of the Russian Academy of Sciences, Moscow, registration number 3996/1

How to cite: Pekov, I.V., Zubkova, N.V., Husdal, T.A., Agakhanov, A.A., Zadov, A.E. and Pushcharovsky, D.Y. (2010) Carlgieseckeite-(Nd), IMA 2010-036. CNMNC Newsletter, October 2010, page 861; *Mineralogical Magazine*, **74**, 859–862

## IMA No. 2010-037

Rauchite

Ni(UO<sub>2</sub>)<sub>2</sub>(AsO<sub>4</sub>)<sub>2</sub>·10H<sub>2</sub>O

Belorechenskoye deposit, Adygea Republic, Northern Caucasus, Russia

Igor V. Pekov\*, Viktor V. Levitskiy, Sergey V. Krivovichev, Andrey A. Zolotarev, Igor A. Bryzgalov, Aleksandr E. Zadov and Nikita V. Chukanov

\*E-mail: igorpekov@mail.ru

Autunite group

Triclinic:  $P\bar{1}$ ; structure determined $a = 7.100(3)$ ,  $b = 7.125(3)$ ,  $c = 10.751(4)$  Å,  $\alpha =$ 106.855(7),  $\beta = 104.366(7)$ ,  $\gamma = 90.420(6)^\circ$ 

9.97(100), 4.936(64), 4.533(41), 3.539(93),

3.388(43), 2.488(27), 2.233(27), 1.581(16)

Type material is deposited in the collections of the Fersman Mineralogical Museum of the Russian Academy of Sciences, Moscow, registration number 3997/1

How to cite: Pekov, I.V., Levitskiy, V.V., Krivovichev, S.V., Zolotarev, A.A., Bryzgalov, I.A., Zadov, A.E. and Chukanov, N.V. (2010) Rauchite, IMA 2010-037. CNMNC Newsletter, 2010, page 861; *Mineralogical Magazine*, **74**, 859–862

## IMA No. 2010-038

Krotite

CaAl<sub>2</sub>O<sub>4</sub>

NWA 1934 carbonaceous chondrite

Chi Ma\*, Anthony R. Kampf, Harold C. Connolly, Jr, John R. Beckett, George R. Rossman, Stuart A. Sweeney Smith and Devin L. Schrader

\*E-mail: chi@gps.caltech.edu

Low-pressure CaAl<sub>2</sub>O<sub>4</sub> dimorphMonoclinic:  $P2_1/n$ ; structure determined $a = 8.6996(3)$ ,  $b = 8.0994(3)$ ,  $c = 15.2170(11)$  Å, $\beta = 90.188(6)^\circ$ 

4.694(28), 2.977(100), 2.527(35), 2.410(40),

1.927(22), 1.583(23), 1.528(31), 1.459(33)

Type material is deposited in the collections of the Natural History Museum of Los Angeles County, California, USA, catalogue number 63275

How to cite: Ma, C., Kampf, A.R., Connolly, Jr, H.C., Beckett, J.R., Rossman, G.R., Sweeney Smith, S.A. and Schrader, D.L. (2010) Krotite, IMA 2010-038. CNMNC Newsletter, October 2010, page 861; *Mineralogical Magazine*, **74**, 859–862

## IMA No. 2010-039

Y<sub>2</sub>O<sub>3</sub>Bol'shaya Pol'ya River, Prepolar Urals, Russia  
Stuart J. Mills\*, Pavel M. Kartashov, Chi Ma, George R. Rossman, Margarita I. Novgorodova, Anthony R. Kampf and Mati Raudsepp

\*E-mail: smills@eos.ubc.ca

Known structure type

Cubic:  $Ia\bar{3}$  $a = 10.6018(7)$  Å

4.328(12), 3.060(100), 2.650(25), 2.499(5),

2.260(5), 2.079(4), 1.874(41), 1.598(26)

Type material is deposited in the collections of the Mineral Sciences Department, Natural History Museum of Los Angeles County, registration number 63272

How to cite: Mills, S.J., Kartashov, P.M., Ma, C., Rossman, G.R., Novgorodova, M.I., Kampf, A.R. and Raudsepp, M. (2010) IMA 2010-039. CNMNC Newsletter, October 2010, page 861; *Mineralogical Magazine*, **74**, 859–862

## IMA No. 2010-040

Nordgauite

MnAl<sub>2</sub>(PO<sub>4</sub>)<sub>2</sub>(F,OH)<sub>2</sub>·5.5H<sub>2</sub>O

Hagendorf South pegmatite (Hagendorf-Süd), Hagendorf, Oberpfalz, Bavaria, Germany

William D. Birch\*, Ian E. Grey, Stuart J. Mills,  
Allan Pring and Erich Keck

\*E-mail: [bbirch@museum.vic.gov.au](mailto:bbirch@museum.vic.gov.au)

New structure type

Triclinic: *P*1

$a = 9.920(4)$ ,  $b = 9.933(3)$ ,  $c = 6.087(2)$  Å,  $\alpha =$   
 $92.19(3)$ ,  $\beta = 100.04(3)$ ,  $\gamma = 97.61(3)^\circ$   
9.806(100), 7.432(40), 4.596(12), 4.119(20),  
3.225(12), 3.215(12), 2.976(12), 2.951(16)

Type material is deposited in the collections of  
Museum Victoria (PO Box 666, Melbourne,  
Victoria, Australia), registered number M51231  
How to cite: Birch, W.D., Grey, I.E., Mills, S.J.,  
Pring, A. and Keck, E. (2010) Nordgauite, IMA  
2010-040. CNMNC Newsletter, October 2010,  
page 862; *Mineralogical Magazine*, **74**,  
859–862