

The amino acid substitution Phe-255-Ile in the *psbA* gene confers resistance to hexazinone in hair fescue (*Festuca filiformis*) plants from lowbush blueberry fields

Research Article

Cite this article: Laforest M, Soufiane B, Bisailon K, Bessette M, Page ER, White SN (2022) The amino acid substitution Phe-255-Ile in the *psbA* gene confers resistance to hexazinone in hair fescue (*Festuca filiformis*) plants from lowbush blueberry fields. *Weed Sci.* **70**: 401–407. doi: [10.1017/wsc.2022.36](https://doi.org/10.1017/wsc.2022.36)

Received: 15 September 2021
Revised: 4 March 2022
Accepted: 6 June 2022
First published online: 24 June 2022

Associate Editor:






Debalin Sarangi, University of Minnesota

Keywords:

Herbicide resistance; photosystem II inhibitors; terbacil; *Vaccinium angustifolium* Ait

Author for correspondence:

Scott N. White, Department of Plant, Food, and Environmental Sciences, Dalhousie University Faculty of Agriculture, P.O. Box 550, Truro, NS, B2N 5E3, Canada. Email: Scott.White@Dal.Ca

Martin Laforest¹ , Brahim Soufiane², Katherine Bisailon² ,
Marianne Bessette² , Eric R. Page³  and Scott N. White⁴ 

¹Research Scientist, Agriculture and Agri-Food Canada, Saint-Jean-sur-Richelieu Research & Development Center, Saint-Jean-sur-Richelieu, QC, Canada; ²Research Associate, Agriculture and Agri-Food Canada, Saint-Jean-sur-Richelieu Research & Development Center, Saint-Jean-sur-Richelieu, QC, Canada; ³Research Scientist, Agriculture and Agri-Food Canada, Harrow Research and Development Center, Harrow, ON, Canada and ⁴Assistant Professor, Department of Plant, Food, and Environmental Sciences, Dalhousie University Faculty of Agriculture, Truro, NS, Canada

Abstract

Cultivation of lowbush blueberry (*Vaccinium angustifolium* Aiton), an important crop in the eastern part of North America, is unique, as it is carried out over the course of two consecutive growing seasons. Pest management, particularly weed management, is impacted by this biennial cultural practice. The choice of methods to control weeds is narrow, and such a system relies heavily on herbicides for weed management. Availability of unique herbicide active ingredients for weed management is limited, and available herbicides are used repeatedly, so the risk of developing resistance is acute. Hair fescue (*Festuca filiformis* Pourr.), a perennial grass weed, has evolved resistance to hexazinone, a photosystem II inhibitor frequently used in lowbush blueberry production. We show that substitution of phenylalanine to isoleucine at position 255 is responsible for a decreased sensitivity to hexazinone by a factor of 6.12. Early diagnosis of resistance based on the detection of the mutation will alert growers to use alternative control methods and thus help to increase the sustainability of the cropping system.

Introduction

Lowbush blueberry (*Vaccinium angustifolium* Aiton) is a rhizomatous perennial berry species (Hall et al. 1979) and is an economically important fruit crop in Canada that contributed Can\$47.4 million to farm gate value in 2017 (Anonymous 2019). Lowbush blueberry fields are developed from natural stands (Anonymous 2019) that are managed under a 2-yr production cycle in which plants are pruned to ground level by flail mowing in the first year (nonbearing year) and emerged shoots flower and produce berries in the second year (bearing year) (Eaton et al. 2004; Wood 2004). Fields are thus maintained as perennial no-till monocultures, making weed management difficult (McCully et al. 1991). The weed flora of lowbush blueberry fields is dominated by herbaceous and woody perennials (Jensen and Yarborough 2004; Lyu et al. 2021; McCully et al. 1991), with many species of perennial grasses being of particular concern (Anonymous 2019; Boyd et al. 2014; White and Zhang 2019) due to potential to reduce yields and inhibit harvest (Jensen and Specht 2004; Jensen and Yarborough 2004).

Hair fescue (*Festuca filiformis* Pourr.) is a caespitose, sod-forming perennial grass introduced from Europe and now well established in eastern and northwestern North America (USDA 2020). This grass occurs as a weed in lowbush blueberry fields, where it forms perennial sods that reduce yield by >50% (White 2019; Zhang 2017; Zhang et al. 2018) and inhibit mechanical harvest. Occurrence of this weed in Nova Scotia lowbush blueberry fields decreased between 1984 to 1985 and 2000 to 2001 (McCully et al. 1991; KIN Jensen and MG Sampson, personal communication), likely due to control of this species by two photosystem II inhibitors, hexazinone and terbacil (Weed Science Society of America [WSSA] Group 5) (Jensen 1985a, 1985b; Sampson et al. 1990; Smagula and Ismail 1981). This grass, however, is now widespread in Nova Scotia lowbush blueberry fields (Lyu et al. 2021; White 2018; White and Zhang 2020b; Zhang 2017; Zhang et al. 2018), and hexazinone no longer provides effective control (White 2019; Yarborough and Cote 2014; Zhang 2017). Terbacil efficacy is also variable (White and Zhang 2020a; Zhang 2017; Zhang et al. 2018) and generally limited to single-season suppression (White 2019). Hexazinone resistance in *F. filiformis* populations in lowbush blueberry fields has been suspected since the early 2000s (Jensen and Yarborough 2004), though no work has been conducted to confirm the presence of resistant biotypes of this weed species in Nova Scotia.

© The Author(s), 2022. Published by Cambridge University Press on behalf of the Weed Science Society of America. This is an Open Access article, distributed under the terms of the Creative Commons Attribution licence (<http://creativecommons.org/licenses/by/4.0/>), which permits unrestricted re-use, distribution and reproduction, provided the original article is properly cited.



Mechanisms of herbicide resistance in weeds can be classified into target-site resistance (TSR) and/or non-target site resistance (NTSR) (Jugulam and Shyam 2019; Powles and Yu 2010). The TSR mechanisms involve mutation(s) in the target site of action of a herbicide, resulting in a target protein that is insensitive or less sensitive to the herbicide (Powles and Yu 2010). The NTSR mechanisms include reduced herbicide uptake/translocation, increased herbicide metabolism, decreased rate of herbicide activation, and/or sequestration (Devine and Eberlein 1997). Hexazinone has been used since the early 1980s as the primary preemergence herbicide in lowbush blueberry (Jensen 1985a; Yarborough 2004; Yarborough and Jemison 1997). This herbicide inhibits photosynthesis by binding to D1 proteins encoded by the *psbA* gene, affecting CO₂ fixation and the production of energy needed for plant growth. Selection for naturally occurring target-site mutations in the *psbA* gene that confer resistance to hexazinone are not widely reported in the literature, though prolonged use of hexazinone has selected for such target-site mutations in populations of shepherds's-purse [*Capsella bursa-pastoris* (L.) Medik.] in alfalfa (*Medicago sativa* L.) fields in Oregon (Perez-Jones et al. 2009) and red sorrel (*Rumex acetosella* L.) in lowbush blueberry fields in Nova Scotia (Li et al. 2014). Similar mutations may therefore have also been selected for in *F. filiformis* populations following prolonged hexazinone use in lowbush blueberry fields.

Although most herbicide resistance cases reported concern annual weeds (Beckie 2006; Holt and LeBaron 1990; Holt et al. 1993), the phenomenon is also common in perennial weeds (Hodgson 1970; Patton et al. 2018; Vila-Aiub et al. 2012; Yannicari et al. 2012), including some in lowbush blueberry fields (Li et al. 2014). Herbicides continue to be the primary method for weed control in lowbush blueberry fields (Jensen and Yarborough 2004), and limited herbicide availability for perennial grass management is resulting in repeated use of herbicides with similar sites of action (White 2019; White and Zhang 2019). This is a major factor contributing to development of herbicide resistance (Norsworthy et al. 2012), and it is imperative that herbicide-resistant weed biotypes be identified in lowbush blueberry so that priority weed species can be emphasized in future research and growers can adjust management practices accordingly.

The objectives of this study were to utilize (1) dose-response experiments to confirm suspected hexazinone resistance in a *F. filiformis* population collected from a lowbush blueberry field in Nova Scotia and (2) advanced molecular tools to identify the mechanism of resistance.

Materials and Methods

Material Source

Festuca filiformis seeds were collected from a commercial lowbush blueberry field in North River, Nova Scotia (45.464933°N, 63.212557°W) (suspected resistant biotype) and from a roadside population located at Glenholme, Nova Scotia (45.441523°N, 63.529923°W) (negative control). Seeds were maintained in the laboratory at room temperature in Nova Scotia for approximately 1 mo before being shipped to the Agriculture and AgriFood Canada Saint-Jean-sur-Richelieu Research & Development Center, Saint-Jean-sur-Richelieu, QC, Canada, for dose-response experiments and molecular analysis.

Seed Germination

Seeds of each biotype were germinated on moistened Whatman filter paper (Grade 2, GE Healthcare Life Sciences, Baie D'Urfé, QC, Canada) in petri dishes before planting. Petri dishes were sealed with parafilm (Parafilm M, Bemis Company, Neenah, WI, USA) and placed in a growth chamber set at 20 C with a photoperiod of 16 h and 70% relative humidity. Seeds germinated after 20 d, and seedlings were transferred into 9 cm by 9 cm pots containing Pro-Mix potting soil (Premier Tech, Rivière-du-Loup, QC, Canada) and placed in the growth chamber under the same conditions as were used for germination. After 25 d of growth (8 to 10 leaves), the plants were treated with herbicides for the dose-response experiment.

Dose-Response Experiment

The Group 5 herbicides hexazinone (Velpar® DF, Tessenlerlo Kerley, Phoenix, AZ, USA) and terbacil (Sinbar® WDG, Tessenlerlo Kerley) were used for the dose-response experiment. Recommended field rates for hexazinone (Velpar®) and terbacil (Sinbar®) were 1.92 and 2 kg ha⁻¹, respectively. The experiment was arranged as a randomized complete block design, and 18 individuals of each biotype and repetition were treated with hexazinone at eight different doses (0X, 0.03X, 0.08X, 0.25X, 0.5X, 1X, 2X, and 4X times the label rate) and terbacil at nine different doses (0X, 0.01X, 0.03X, 0.08X, 0.25X, 0.5X, 1X, 2X, and 4X times the label rate) using a DeVries Manufacturing (Hollandale, MN, USA) moving-nozzle cabinet sprayer equipped with an 8001E-VS even-banding nozzle (TeeJet®, Springfield, PA, USA) calibrated to deliver 164 L ha⁻¹ of spray solution at 207 kPa. The dose-response experiment was repeated three times for both herbicides. Treated plants were transferred to a greenhouse set at 25/20 C (day/night) with a photoperiod of 16 h. Plant dry biomass was determined by collecting all aboveground plant material in each pot at 21 d after treatment (DAT) and drying it at 70 C for 4 d before weighing. Log-logistic dose-response analysis was performed as described by Seefeldt et al. (1995), wherein the response in dry biomass (*Y*) is related to the herbicide dose (*x*) and used to determine the value of the slope (*b*) and GR₅₀ value that would best fit the distribution of the values according to Equation 1:

$$Y = C + \{(D - C) / [1 + (x / GR_{50})^b]\} \quad [1]$$

where *C* is the lower asymptote, *D* is the upper asymptote, *b* is the slope of the line at GR₅₀, and GR₅₀ is the herbicide dose generating a 50% reduction in dry biomass (Seefeldt et al. 1995). The resistance factor was calculated by dividing the GR₅₀ value of the resistant biotype by the GR₅₀ value of the susceptible biotype. Calculations were performed with the R (R Core Team 2020) DRC package (Ritz et al. 2015).

DNA Extraction, *psbA* Gene Amplification, and Sequencing

Extraction of genomic DNA was performed using Qiagen DNeasy Plant Mini Kit (Qiagen, Mississauga, ON, Canada) according to the manufacturer's instructions. The primer pair (FESTE-*psbA* FWD: 5'-CGTGAGCCTGTTTCTGGTTCTT-3' and FESTE-*psbA* REV: 5'-CAGCTAGGTCTAGAGGGAAGTTGT-3') was designed to amplify the gene region known to harbor resistance-causing mutations using the *psbA* gene sequence of red fescue (*Festuca rubra* L.) from GenBank (accession number: MN309826.1). Amplification of an 844-bp fragment was

performed using Titanium[®] Taq DNA Polymerase (Takara Bio USA, CA, USA) under the following conditions: 95 C for 5 min; 35 cycles of denaturation for 30 s at 95 C, annealing for 30 s at 58 C, elongation at 68 C for 35 s, and a final elongation for 8 min at 68 C. The PCR products were visualized on agarose gel at 1% and sequenced at Genome Quebec Innovation Centre (Montreal, QC, Canada) using the dideoxynucleotide chain termination method (Sanger et al. 1977). The partial sequences of *psbA* for both susceptible and resistant biotypes are available in GenBank (accession numbers: MZ394740 and MZ394739, respectively).

Protein Structure and Docking Analysis

Docking experiments used the wood fescue (*Festuca altissima* All.) *psbA* sequence (GenBank accession AFV62627.1 from the plastid sequence JX871939.1) with a phenylalanine to isoleucine change at position 255. Partial sequencing of the *F. filiformis psbA* gene revealed that amino acids residues 83 to 339 are identical (results not shown). Protein structure was determined by protein homology using the modeling server CPHmodels (v. 3.2; Nielsen et al. 2010), and the structure of the active ingredients was obtained from the Toxin and Toxin-Target (T3) database (Wishart et al. 2015). Determination of the binding area and visualization was done with AutoDock tools (Morris et al. 2009). Blind docking calculation was done with AutoDock (Morris et al. 2009). Results were visualized using PyMOL (PyMOL Molecular Graphics System, v. 2.0, Schrödinger, New York, NY, USA).

Development of a Genotyping Assay

A competitive allele-specific PCR (KASP) assay was used in this study to distinguish between susceptible and resistant biotypes. The partial sequence of the *psbA* gene (GenBank accession MT362604) was sent to LGC Genomics (Biosearch Technologies, Hoddesdon, Ware, UK) for the design and synthesis of the specific primers. The primer for the resistant allele (5'-AGCATATTGGAAGATTAATCGGCCAAT-3') was synthesized with the addition of 3' terminal 6-carboxyfluorescein (FAM) and the primer for the susceptible allele (5'-AGCATATTGGAAGATTAATCGGCCAAA-3') was labeled with HEX fluorophore at the 3' terminal. A common primer was used for both biotypes (5'-ACTTATAATATTGTGGCTGCTCATGGTTAT-3'). The genotyping reaction contained 0.14 µl of the assay mix, 5 µl of KASP Master mix, 1 µl of genomic DNA at 1 ng µl⁻¹, and 4 µl of ddH₂O. The KASP assay was performed on an AriaMx real-time PCR (Agilent, Santa Clara, CA, USA) with the following conditions: initial denaturation at 94 C for 15 min and 10 touchdown cycles of 20 s at 94 C and 1 min at 61 to 55 C (decreasing 0.6 C per cycle), followed by a second PCR amplification of 26 cycles at 94 C for 20 s and 55 C for 1 min and a final elongation at 30 C for 1 min 30 s.

Results and Discussion

A dose–response experiment was conducted with the *s*-triazine herbicide hexazinone and the uracil herbicide terbacil to assess potential resistance to these herbicides in a *F. filiformis* population from a lowbush blueberry field in Nova Scotia. Dry biomass of the *F. filiformis* plants from a roadside (susceptible) decreased more rapidly with increasing hexazinone dose than that of the *F. filiformis* plants from the blueberry field (resistant) (Figure 1). The estimated GR₅₀ values were 582.1 and 95.1 g hexazinone ha⁻¹ for the resistant and susceptible biotypes, respectively (Table 1), resulting in a resistance index of 6.1. In contrast,

reductions in biomass of each biotype in response to increasing terbacil dose were similar (Figure 1), and the estimated GR₅₀ values were 314.2 and 195.9 g terbacil ha⁻¹ for the resistant and susceptible biotypes, respectively (Table 1), for a resistance index of only 1.6. Dose–response results therefore indicate that the *F. filiformis* population sampled from a lowbush blueberry field is resistant to hexazinone, which may explain the lack of hexazinone efficacy now observed on this weed species (White 2019; Yarborough and Cote 2014; Zhang 2017). Additional research, however, is needed to determine occurrence of resistance throughout the remainder of Nova Scotia, as our results are limited to one field population and factors other than resistance may affect hexazinone efficacy (Anonymous 2017; Minogue et al. 1988). Results also indicate that the *F. filiformis* population sampled from a lowbush blueberry field is susceptible to field rates of terbacil, despite incomplete control of this weed species with terbacil in lowbush blueberry fields (White and Zhang 2019; Zhang 2017; Zhang et al. 2018). Reasons for this are unclear, though it could be related to plant size at the time of application under field conditions. *Festuca filiformis* seedlings are susceptible to terbacil (White 2018), but plants accumulate new leaves and tillers quickly (White and Kumar 2017), and plants in lowbush blueberry fields are usually established tufts with hundreds of leaves (Zhang et al. 2018; SNW, personal observation). Large (12-leaf) field violet (*Viola arvensis* Murray) plants absorbed and translocated less terbacil than small (3-leaf) plants (Doohan et al. 1992). Large plants also metabolized more terbacil than small plants, and Doohan et al. (1992) indicated that field rates of terbacil commonly controlled *V. arvensis* seedlings but not established plants. A similar effect could occur with terbacil in *F. filiformis* in lowbush blueberry fields and, based on our results, should be explored further.

With the advance of molecular techniques, the state of herbicide resistance can be quickly determined even when the mechanism is a priori unknown in certain cases. Several reviews of resistance-conferring mutations have been published (Beckie and Tardif 2012; Murphy and Tranel 2019), and there is enough information in the literature for the genotype of resistant individuals to be determined, usually via DNA sequencing. This information can be used to identify orthologous mutations in closely related species, especially when the gene targeted by the herbicide mode of action is evolutionarily conserved. The gene encoding the D1 protein of PSII targeted by WSSA Group 5 and 7 herbicides is evolutionarily conserved, and as such, the *psbA* gene sequence from the related species *F. rubra* was used to decipher the mechanism of resistance of *F. filiformis*. Amplification and sequencing of the mutation-containing region of *psbA* of the suspected hexazinone-resistant *F. filiformis* biotype from the lowbush blueberry field revealed a phenylalanine change to isoleucine at position 255 (Figure 2) (GenBank accession MT362604). This mutation is reported for the first time in *F. filiformis*. It was previously reported in *C. bursa-pastoris* (Perez-Jones et al. 2009) and shown to confer resistance to hexazinone, a symmetrical triazine, and metribuzin, an asymmetrical triazine, but did not confer resistance to atrazine, terbacil, or diuron. In contrast, the *psbA* Phe-255-Val mutation that conferred resistance to hexazinone in *R. acetosella* (Li et al. 2014) is different from the one we report, indicating that a range of mutations can confer resistance to hexazinone and that residue 255 plays a key role in the binding of the herbicide to the D1 protein.

Molecular docking (Figure 3) results indicate a higher affinity of hexazinone to the wild-type D1 protein (−6.45 kcal mol⁻¹) than for the mutated form (−6.22 kcal mol⁻¹) (Table 2), indicating

Table 1. Regression parameters of a four-parameter logistic dose–response equation explaining the relationship between herbicide dose (g ai ha⁻¹) and *Festuca filiformis* dry weight at 21 d after treatment (DAT) with hexazinone or terbacil.^a

| Herbicide | <i>F. filiformis</i> biotype | Slope | Lower limit | Upper limit | Resistance index | |
|------------|------------------------------|---------------|-----------------|---------------|-----------------------|-----|
| | | <i>b</i> (SE) | <i>C</i> (SE) | <i>D</i> (SE) | GR ₅₀ (SE) | |
| Hexazinone | Wild type | 2.78 (0.37) | 0.0062 (0.0008) | 0.062 (0.002) | 95.12 (6.48) | 6.1 |
| | Mutant | 1.18 (0.35) | 0.0123 (0.0046) | 0.060 (0.002) | 582.13 (109.24) | |
| Terbacil | Wild type | 4.41 (5.69) | 0.0088 (0.0027) | 0.067 (0.002) | 195.87 (64.26) | 1.6 |
| | Mutant | 2.16 (0.39) | 0.0044 (0.0024) | 0.056 (0.002) | 314.17 (39.78) | |

^aThe equation was of the form $Y = C + \{(D - C)/[1 + (x/GR_{50})^b]\}$, where *C* is the lower asymptote, *D* is the upper asymptote, *b* is the slope of the line at GR₅₀, and GR₅₀ is the herbicide dose generating a 50% reduction in dry biomass (Seefeldt et al. 1995).

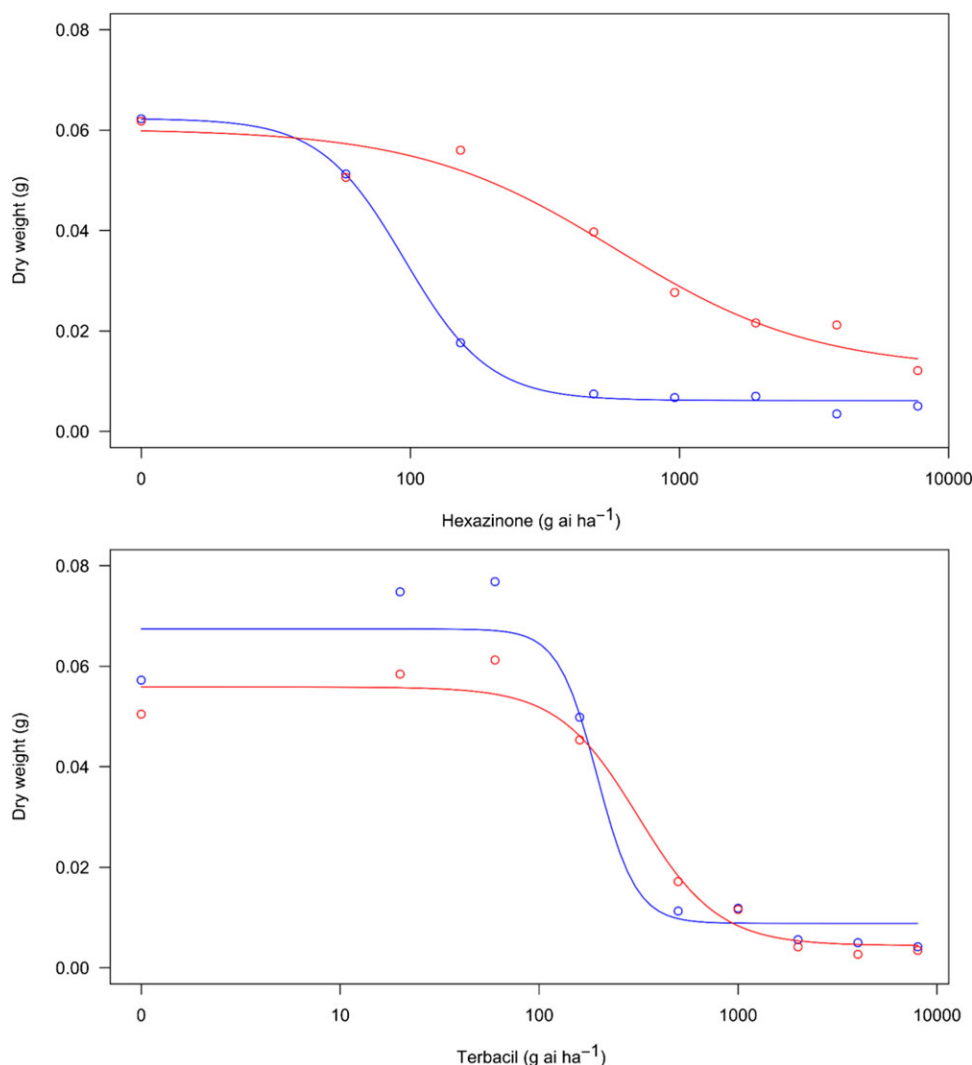


Figure 1. Effect of hexazinone (top) and terbacil (bottom) dose on dry biomass of suspected resistant (red) and susceptible (blue) *Festuca filiformis* biotypes. Lines are the predicted dry biomass obtained from a log-logistic dose–response equation of the form $Y = C + \{(D - C)/[1 + (x/GR_{50})^b]\}$, where *C* is the lower asymptote, *D* is the upper asymptote, *b* is the slope of the line at GR₅₀, and GR₅₀ is the herbicide dose generating a 50% reduction in dry biomass (Seefeldt et al. 1995) as calculated with the drc package in R (Ritz et al. 2015).

hexazinone is more tightly bound to its ligand in the wild type and can better compete with plastoquinone at the Q_B binding pocket (Lambrevia et al. 2014). A smaller difference in affinity of 0.18 kcal mol⁻¹ can be observed when terbacil is modeled as the ligand, in favor of the susceptible biotype (Table 2). Comparing inhibition constants revealed that 48% (27.38 vs. 18.56 μM) more hexazinone is needed to control the resistant biotype, while a smaller increase,

36% (185.28 vs. 136.85 μM) more terbacil is needed to achieve similar control. This lower difference in concentration values obtained in docking simulations may explain the similar response of both biotypes to terbacil and again indicates susceptibility of the *F. filiformis* population from lowbush blueberry to this herbicide.

A competitive PCR genotyping assay was developed to aid with the diagnosis of hexazinone resistance in *F. filiformis*. The fact that

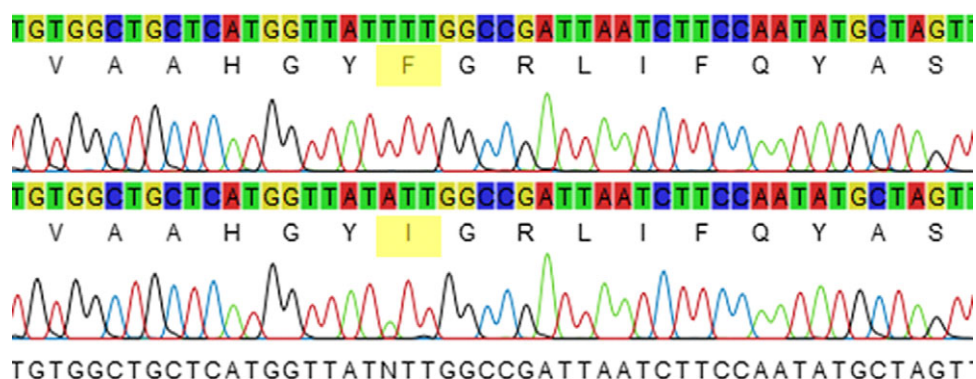


Figure 2. Partial *Festuca filiformis* *psbA* sequence at the Phe-255-Ile locus. Comparison between the susceptible allele (top sequence) and the resistant allele (bottom sequence). The sequence TTT coding for phenylalanine is found in the wild-type sequence from *F. filiformis*, while the sequence ATT coding for isoleucine is found in the mutant allele conferring hexazinone resistance in *F. filiformis*.

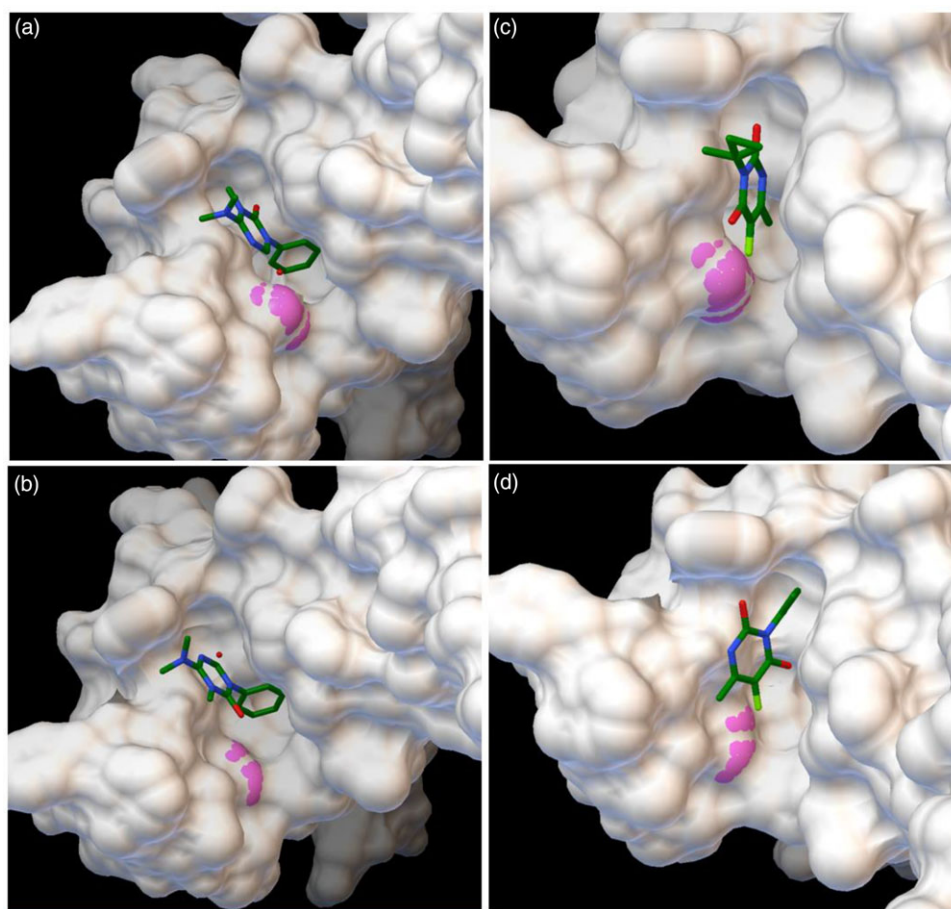


Figure 3. Protein surface visualization of in silico docking of the active ingredients hexazinone (A and B) and terbacil (C and D) to the target protein D1. Protein structure deduced from wild-type allele (phenylalanine, A and C) and resistant allele (isoleucine, B and D). Residue 255 is indicated in pink. Protein deduced from the plastid *psbA* sequence JX871939.1.

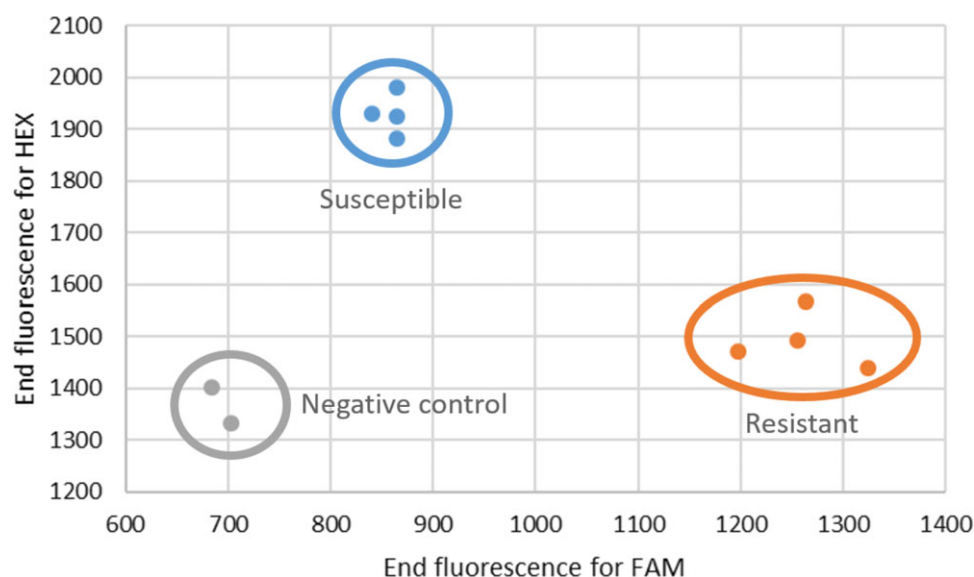
the gene coding for the targeted protein D1, *psbA*, is chloroplast encoded and thus maternally inherited facilitates genotyping, as no heterozygous state is expected. Individuals susceptible to hexazinone, when submitted to this assay, will show increased HEX fluorescence, whereas a resistant biotype will have higher FAM fluorescence (Figure 4). Because each dye is associated with a specific allele, an increase in the detection of FAM is indicative of the

presence of the resistance allele, and therefore lack of control with hexazinone should be expected, and producers should take different mitigating actions.

From a practical standpoint, identification of hexazinone-resistant *F. filiformis* provides an important warning for a cropping system that currently has no option for tillage or crop rotation as part of a weed management program. *Festuca filiformis* seeds lack

Table 2. Affinity and inhibition constant (K_i) of the active ingredients hexazinone and terbacil to the target D1 protein with and without the Phe-255-Ile amino acid substitution at 25 C as calculated with AutoDock.

| Active ingredient | Wild-type allele Phenylalanine 255 | Resistant allele Isoleucine 255 | Difference |
|-------------------|---------------------------------------|---|--------------|
| | | Affinity (inhibition constant) kcal mol ⁻¹ (μ M) | |
| Hexazinone | -6.45 (18.56) | -6.22 (27.38) | 0.23 (8.82) |
| Terbacil | -5.27 (136.85) | -5.09 (185.28) | 0.18 (48.43) |

**Figure 4.** Results of the competitive allele-specific PCR (KASP) assay performed on DNA extracted from two negative controls (gray dots) and four susceptible (blue dots) and four resistant (orange dots) individuals. Fluorescence was measured at the end of cycling on an AriaMx (Agilent, Santa Clara, CA, USA).

primary dormancy and readily germinate following dispersal in late summer and fall (White 2018). *Festuca filiformis* seeds can be killed by short-term exposure to temperatures of 200 and 300 C (White and Boyd 2016), thus the replacement of burning by flail mowing for pruning (Eaton et al. 2004; Yarborough 2004) may be contributing to increased seed survival and dispersal of resistant biotypes. Furthermore, these seeds are common on lowbush blueberry harvesters (Boyd and White 2009), and movement of viable, readily germinable seeds on equipment likely leads to the rapid spread of *F. filiformis* that is commonly observed within and between fields. While a need for improved equipment sanitation procedures is acknowledged (Anonymous 2019), adoption of machinery cleaning as routine practice remains limited, and the spread of new herbicide-resistant biotypes can be expected unless practices change.

In conclusion, an *F. filiformis* biotype collected from a lowbush blueberry field was 6.1 times more tolerant to hexazinone than a biotype collected from a roadside *F. filiformis* population. The mutation conferring this resistance was a phenylalanine change to isoleucine at position 255, similar to a mutation reported in a hexazinone-resistant biotype of *C. bursa-pastoris*. Terbacil susceptibility, however, was similar in both *F. filiformis* populations, indicating resistance to hexazinone but not terbacil in the *F. filiformis* population sampled from a lowbush blueberry field. Confirmation of hexazinone resistance in this *F. filiformis* population may explain recent failure of hexazinone to control this weed and provides the impetus for developing improved cultural practices

around the reduction of human-mediated secondary weed seed dispersal in lowbush blueberry production.

Acknowledgments. The authors want to thank Marie Ciotola, Mélanie Cadieux, Carolane Audette, Maxime Gauthier, Pierre-Yves Veronneau, and Sylvain Fortin for their help in performing the dose-response experiments. This work was funded by Agriculture and AgriFood Canada project J-001751. No conflicts of interest have been declared.

References

- Anonymous (2017) Wild Blueberry IPM Weed Management Guide. Wild Blueberry Fact Sheet C.4.2.0. New Brunswick Department of Agriculture, Aquaculture, and Fisheries. 32 p
- Anonymous (2019) Crop Profile for Lowbush Blueberry in Canada, 2017. 4th ed. Catalogue No. A118-10/31-2017-PDF. AAFC No. 12972E. Ottawa: Agriculture and Agri-Food Canada, Pest Management Centre. 69 p
- Beckie HJ (2006) Herbicide-resistant weeds: management tactics and practices. *Weed Technol* 20:793–814
- Beckie HJ, Tardif FJ (2012) Herbicide cross resistance in weeds. *Crop Prot* 35:15–28
- Boyd NS, White S (2009) Impact of wild blueberry harvesters on weed seed dispersal within and between fields. *Weed Sci* 57:541–546
- Boyd NS, White S, Rao K (2014) Fertilizer and fluazifop-P inputs for winter bentgrass- (*Agrostis hyemalis*) infested lowbush blueberry fields. *Weed Technol* 28:527–534
- Devine MD, Eberlein CV (1997) Physiological, biochemical and molecular aspects of herbicide resistance based on altered target sites. Pages 159–185

- in Roe RM, Burton JD, Kuhr RJ, eds. *Herbicide Activity: Toxicology, Biochemistry and Molecular Biology*. Amsterdam: IOS Press
- Doohan D, Monaco T, Sheets T (1992) Effect of field violet (*Viola arvensis*) growth stage on uptake, translocation, and metabolism of terbacil. *Weed Sci* 40:180–183
- Eaton L, Glen R, Wyllie J (2004) Efficient mowing for pruning wild blueberry fields. *Small Fruits Rev* 3:123–131
- Hall IV, Aalders LE, Nickerson NL, Vander Kloet SP (1979) The biological flora of Canada. 1. *Vaccinium angustifolium* Ait., sweet lowbush blueberry. *Can Field-Nat* 93:415–430
- Hodgson JM (1970) The response of Canada thistle ecotypes to 2,4-D, amitrole, and intensive cultivation. *Weed Sci* 18:253–255
- Holt J, LeBaron H (1990) Significance and distribution of herbicide resistance. *Weed Technol* 4:141–149
- Holt J, Powles S, Holtum JAM (1993) Mechanisms and agronomic aspects of herbicide resistance. *Annu Rev Plant Phys and Plant Mol Biol* 44: 203–229
- Jensen K (1985a) Tolerance and residues of hexazinone in lowbush blueberries. *Can J Plant Sci* 65:223–227
- Jensen K (1985b) Weed control in lowbush blueberry in eastern Canada. *Acta Hort* 165:259–265
- Jensen K, Specht E (2004) Use of two sulfonyl urea herbicides in lowbush blueberry. *Small Fruits Rev* 3:257–272
- Jensen KIN, Yarborough DE (2004) An overview of weed management in the wild lowbush blueberry—past and present. *Small Fruits Rev* 3:229–255
- Jugulam M, Shyam C (2019) Non-target-site resistance to herbicides: recent developments. *Plants* 8:417. DOI: [10.3390/plants8100417](https://doi.org/10.3390/plants8100417)
- Lambrea MD, Russo D, Polticelli F, Scognamiglio V, Antonacci A, Zobnina V, Campi G, Rea G (2014) Structure/function/dynamics of photosystem II plastoquinone binding sites. *Cur Protein Pept Sci* 15:285–295
- Li Z, Boyd N, McLean N, Rutherford K (2014) Hexazinone resistance in red sorrel (*Rumex acetosella*). *Weed Sci* 62:532–537
- Lyu H, McLean N, McKenzie-Gopsill A, White SN (2021) Weed survey of Nova Scotia lowbush blueberry (*Vaccinium angustifolium* Ait.) fields. *Int J Fruit Sci* 21:359–378
- McCully KV, Sampson MG, Watson AK (1991) Weed survey of Nova Scotia lowbush blueberry (*Vaccinium angustifolium*) fields. *Weed Sci* 39: 180–185
- Minogue P, Zutter B, Gjerstad D (1988) Soil factors and efficacy of hexazinone formulations for loblolly pine (*Pinus taeda*) release. *Weed Sci* 36:399–405
- Morris GM, Huey R, Lindstrom W, Sanner MF, Belew RK, Goodsell DS, Olson AJ (2009) AutoDock4 and AutoDockTools4: automated docking with selective receptor flexibility. *J Comput Chem* 30:2785–2791
- Murphy BP, Tranel PJ (2019) Target-site mutations conferring herbicide resistance. *Plants (Basel)* 8:382
- Nielsen M, Lundegaard C, Lund O, Petersen TN (2010) CPHmodels-3.0—remote homology modeling using structure-guided sequence profiles. *Nucleic Acids Res* 38:W576–W581
- Norsworthy JK, Ward SM, Shaw DR, Llewellyn RS, Nichols RL, Webster TM, Bradley KW, Frisvold G, Powles SB, Burgos NR, Witt WW, Barrett M (2012) Reducing the risks of herbicide resistance: best management practices and recommendations. *Weed Sci* 60:31–62
- Patton AJ, Weisenberger DV, Schortgen GP (2018) 2,4-D-resistant buckhorn plantain (*Plantago lanceolata*) in managed turf. *Weed Technol* 32:182–189
- Perez-Jones A, Intanon S, Mallory-Smith C (2009) Molecular analysis of hexazinone-resistant shepherd's-purse (*Capsella bursa-pastoris*) reveals a novel *psbA* mutation. *Weed Sci* 57:574–578
- Powles SB, Yu Q (2010) Evolution in action: plants resistant to herbicides. *Annu Rev Plant Biol* 61:317–347
- R Core Team (2020) R: A Language and Environment for Statistical Computing. Vienna, Austria: R Foundation for Statistical Computing
- Ritz C, Baty F, Streibig JC, Gerhard D (2015) Dose-response analysis using R. *PLoS ONE* 10:e0146021
- Sampson M, McCully K, Sampson D (1990) Weeds of Eastern Canadian Blueberry Fields. Nova Scotia Agricultural College Bookstore: Truro, NS. Pp 213–215
- Sanger F, Nicklen S, Coulson AR (1977) DNA sequencing with chain-terminating inhibitors. *Proc Natl Acad Sci USA* 74:5463–5467
- Seefeldt SS, Jensen JE, Fuerst EP (1995) Log-logistic analysis of herbicide dose-response relationships. *Weed Technol* 9:218–227
- Smagula J, Ismail A (1981) Effects of fertilizer application, preceded by terbacil, on growth, leaf nutrient concentration, and yield of the lowbush blueberry. *Can J Plant Sci* 61:961–964
- [USDA] U.S. Department of Agriculture (2020) *Festuca filiformis* Pourr. Fine leaf sheep fescue. <http://plants.usda.gov/core/profile?symbol=FEFI>. Accessed: April 16, 2020
- Vila-Aiub MM, Balbi MC, Distefano AJ, Fernandez L, Hopp E, Yu Q, Powles SB (2012) Glyphosate resistance in perennial *Sorghum halepense* (Johnsongrass), endowed by reduced glyphosate translocation and leaf uptake. *Pest Manag Sci* 68:430–436
- White S (2018) Determination of *Festuca filiformis* seedbank characteristics, seedling emergence and herbicide susceptibility to aid management in lowbush blueberry (*Vaccinium angustifolium*). *Weed Res* 58:112–120
- White S (2019) Evaluation of herbicides for hair fescue (*Festuca filiformis*) management and potential seedbank reduction in lowbush blueberry. *Weed Technol* 33:840–846
- White S, Boyd NS (2016) Effect of dry heat, direct flame, and straw burning on seed germination of weed species found in lowbush blueberry fields. *Weed Technol* 30:263–270
- White S, Zhang L (2019) Evaluation of foramsulfuron for poverty oat grass (*Danthonia spicata* (L.) P. Beauv. Ex Roem. & Shult.) and rough bentgrass (*Agrostis scabra* Willd.) management in lowbush blueberry (*Vaccinium angustifolium* Ait.). *Can J Plant Sci* 99:942–954
- White SN, Kumar SK (2017) Potential role of sequential glufosinate and foramsulfuron applications for management of fescues (*Festuca* spp.) in wild blueberry. *Weed Technol* 31:100–110
- White SN, Zhang L (2020a) Evaluation of terbacil-based herbicide treatments for hair fescue (*Festuca filiformis*) management in lowbush blueberry. *Weed Technology* 35:485–491
- White SN, Zhang L (2020b) Fall-bearing Year Herbicides and Spring-nonbearing Year Foramsulfuron Applications for Hair Fescue Management in Lowbush Blueberry. *HortTechnology* 30:670–676
- Wishart D, Arndt D, Pon A, Sajed T, Guo AC, Djoumbou Y, Knox C, Wilson M, Liang Y, Grant J, Liu Y, Goldansaz SA, Rappaport SM (2015) T3DB: the toxic exposome database. *Nucleic Acids Res* 43:D928–D934
- Wood G (2004) The wild blueberry industry—past. *Small Fruits Rev* 3:11–18
- Yannicari M, Istilart C, Giménez DO, Castro AM (2012) Glyphosate resistance in perennial ryegrass (*Lolium perenne* L.) from Argentina. *Crop Prot* 32:12–16
- Yarborough DE (2004) Factors contributing to the increase in productivity in the wild blueberry industry. *Small Fruits Rev* 3:33–43
- Yarborough DE, Cote JD (2014) Pre- and post-emergence applications of herbicides for control of resistant fine-leaf sheep fescue in wild blueberry fields in Maine. North American Blueberry Research and Extension Workers Conference, Paper Session I: Blueberry Culture. Atlantic City, NJ, June 24, 2014. DOI: [10.7282/T3DJ5H9G](https://doi.org/10.7282/T3DJ5H9G)
- Yarborough DE, Jemison JM (1997) Developing best management practices to reduce hexazinone in ground water in wild blueberry fields. *Acta Hort* 446:303–308
- Zhang L (2017) Management of perennial grasses in wild blueberry (*Vaccinium angustifolium*) fields. M.Sc dissertation. Halifax, NS, Canada: Dalhousie University. 173 p
- Zhang L, White SN, Randall Olson A, Pruski K, Willenborg C (2018) Evaluation of flazasulfuron for hair fescue (*Festuca filiformis*) suppression and wild blueberry (*Vaccinium angustifolium* Ait.) tolerance. *Can J Plant Sci* 98:1293–1303