

Research Article

Cite this article: Menculini G, Albert U, Bianchini V, Carmassi C, Carrà G, Cirulli F, Dell'Osso B, Fabrazzo M, Perris F, Sampogna G, Nanni MG, Pompili M, Sani G, Volpe U, Tortorella A (2021). Did we learn something positive out of the COVID-19 pandemic? Post-traumatic growth and mental health in the general population. *European Psychiatry*, **64**(1), e79, 1–10
<https://doi.org/10.1192/j.eurpsy.2021.2263>

Received: 09 December 2021

Revised: 17 December 2021

Accepted: 20 December 2021

Keywords:





pandemic; trauma; post-traumatic growth; resilience; mental health

Author for correspondence:

*Giulia Menculini,

E-mail: giuliamenculini@gmail.com

Did we learn something positive out of the COVID-19 pandemic? Post-traumatic growth and mental health in the general population

Giulia Menculini^{1*}, Umberto Albert^{2,3}, Valeria Bianchini⁴, Claudia Carmassi⁵ , Giuseppe Carrà⁶ , Francesca Cirulli⁷ , Bernardo Dell'Osso^{8,9,10}, Michele Fabrazzo¹¹, Francesco Perris¹¹, Gaia Sampogna¹¹, Maria Giulia Nanni¹², Maurizio Pompili¹³ , Gabriele Sani^{14,15} , Umberto Volpe¹⁶ and Alfonso Tortorella¹

¹Department of Psychiatry, University of Perugia, Perugia, Italy; ²Department of Medicine, Surgery and Health Sciences, University of Trieste, Trieste, Italy; ³Department of Mental Health, Psychiatric Clinic, Azienda Sanitaria Universitaria Giuliano-Isontina—ASUGI, Trieste, Italy; ⁴Department of Life, Health and Environmental Sciences, Psychiatric Unit: Trattamenti Riabilitativi Psicosociali, Interventi Precoci, TRIP, Psychosocial Rehabilitation Treatment, Early Interventions University Unit, University of L'Aquila, L'Aquila, Italy; ⁵Department of Clinical and Experimental Medicine, University of Pisa, Pisa, Italy; ⁶Department of Medicine and Surgery, University of Milan-Bicocca, Milan, Italy; ⁷Center for Behavioral Sciences and Mental Health, National Institute of Health, Rome, Italy; ⁸Department of Mental Health, University of Milan, Milan, Italy; ⁹Department of Biomedical and Clinical Sciences “Luigi Sacco”, University of Milan, Milan, Italy; ¹⁰Department of Health Sciences, Aldo Ravelli Center for Neurotechnology and Brain Therapeutic, University of Milan, Milan, Italy; ¹¹Department of Psychiatry, University of Campania “Luigi Vanvitelli”, Largo Madonna delle Grazie, Naples, Italy; ¹²Department of Biomedical and Specialty Surgical Sciences, Institute of Psychiatry, University of Ferrara, Ferrara, Italy; ¹³Department of Neurosciences, Mental Health and Sensory Organs, Faculty of Medicine and Psychology, Sapienza University of Rome, Rome, Italy; ¹⁴Department of Neuroscience, Section of Psychiatry, Università Cattolica del Sacro Cuore, Rome, Italy; ¹⁵Department of Psychiatry, Fondazione Policlinico Agostino Gemelli IRCCS, Rome, Italy and ¹⁶Clinical Psychiatry Unit, Department of Clinical Neurosciences, Università Politecnica delle Marche, Ancona, Italy

Abstract

Background. When facing a traumatic event, some people may experience positive changes, defined as posttraumatic growth (PTG).

Methods. Understanding the possible positive consequences of the pandemic on the individual level is crucial for the development of supportive psychosocial interventions. The present paper aims to: 1) evaluate the levels of PTG in the general population; 2) to identify predictors of each dimension of post-traumatic growth.

Results. The majority of the sample (67%, $N = 13,889$) did not report any significant improvement in any domain of PTG. Participants reported the highest levels of growth in the dimension of “appreciation of life” (2.3 ± 1.4), while the lowest level was found in the “spiritual change” (1.2 ± 1.2). Female participants reported a slightly higher level of PTG in areas of personal strength ($p < .002$) and appreciation for life ($p < .007$) compared to male participants, while no significant association was found with age. At the multivariate regression models, weighted for the propensity score, only the initial week of lockdown (between 9–15 April) had a negative impact on the dimension of “relating to others” ($B = -.107$, 95% CI = $-.181$ to $-.032$, $p < .005$), while over time no other effects were found. The duration of exposure to lockdown measures did not influence the other dimensions of PTG.

Conclusions. The assessment of the levels of PTG is of great importance for the development of ad hoc supportive psychosocial interventions. From a public health perspective, the identification of protective factors is crucial for developing ad-hoc tailored interventions and for preventing the development of full-blown mental disorders in large scale.

Introduction

The COVID-19 pandemic has had a profound negative impact on the mental health of the general population [1–3]. The pandemic can be considered as a new type of traumatic stressor, being an unexpected event, affecting the whole population worldwide and causing a severe disruption of daily routine life [4–6]. Recent research suggests that traumatic stress reactions, including intrusive reexperiencing and heightened arousal, are frequent during the pandemic [7] and may be due to its direct threats to important life resources of the general population, such as safety, health, income [8], work, housing, and social support [9,10]. Furthermore, the traumatic stress reactions to the COVID-19 pandemic may be worsened by the indirect exposure to the pandemic, for example, via mass-media coverage and the phenomenon of infodemic [11,12]; by the psychosocial consequences of the pandemic, in terms of unemployment, isolation [13],

© The Author(s), 2022. Published by Cambridge University Press on behalf of the European Psychiatric Association. This is an Open Access article, distributed under the terms of the Creative Commons Attribution licence (<http://creativecommons.org/licenses/by/4.0>), which permits unrestricted re-use, distribution and reproduction, provided the original article is properly cited.



EUROPEAN PSYCHIATRIC ASSOCIATION

nonsudden illness/death [14–16]; and by the lack of clear and reliable therapeutic guidelines for the management of the COVID-19 infection [17].

The negative consequences of the pandemic on the mental health may vary in different target populations, such as healthcare professionals, people infected by the COVID-19, people living with disabilities or affected by chronic physical and mental disorders [18] or special population, such as pregnant women [19–24], elderly [25,26] or young people [27–30]. In particular, the psychiatric and psychological consequences of the pandemic on the general population mainly include high levels of distress [31,32] and of post-traumatic reactions [33–35], social isolation with suicidal ideation [36–39], depressive and anxiety symptoms and sleep disorders [40–44]. A high prevalence of mental exhaustion, burn-out syndrome and insomnia has been found in healthcare workers [45–47]. In disabled people and in those with pre-existing mental health problems, an increased risk of treatment interruption of long-term treatments has been found, associated with relapses or symptoms worsening, as well as with a higher risk of being infected by the COVID-19 [48–53]. Specific risk factors identified for the development of these mental health disturbances include female gender, having previous psychiatric or physical disorders, loneliness, time spent on the Internet, and unemployment [54,55].

Although these different populations are exposed to the same traumatic event (i.e., the pandemic), its perception is highly variable, because it is mediated by individual psychological and social factors, such as coping strategies and resilience styles [56–60].

When facing a traumatic event, some people may also experience positive changes, the so-called posttraumatic growth (PTG) [61,62]. The PTG is a substantive, positive change in a person's self-perceptions, relationships with others, and/or their personal philosophy of life, resulting after a traumatic experience [63,64]. PTG consists of five dimensions [65]: (a) changes in how people relate with others (i.e., an increased willing to express emotions or even accepting more likely help from others); (b) recognition of new possibilities (i.e., seen as an increased attitude to take new paths in life and redefine priorities); (c) a sense of greater personal strength (i.e., improved sense of self-efficacy, strength, and self-confidence); (d) changes toward spirituality (i.e., religious beliefs, spiritual matters, and existential/philosophical questions); and (e) greater appreciation of life (i.e., considering meaningful and worth in life's little things).

Some studies [66–70] highlighted how a collective experience of trauma can help people reflecting on their traumatic experiences, as it would be the case for the COVID-19 pandemic [71]. Understanding the possible positive consequences of the pandemic on the individual level is crucial for the development of preventive and supportive psychosocial interventions for the general population [72–76]. Furthermore, the sociodemographic and clinical factors facilitating the positive adaptation to trauma may be worth to identify.

During the initial phase of the pandemic, Italy has been among the most severely hit countries, with high rates of COVID-related morbidity and mortality, high occupancy rate in intensive care units and extreme burden on the national health systems. Therefore, the Italian government issued severe public health measures, with lockdown and quarantine in order to limit the spread of the disease. The COvid Mental hEalth Trial (COMET) study is a multicentric, collaborative, notfunded trial carried out during the initial phase of the COVID-19 pandemic,

targeting the Italian general population during the first wave of the lockdown [54,77].

Based on the COMET study, the present paper aims to: (a) evaluate the levels of PTG in a sample of the general population and (b) to identify predictors of each dimension of post-traumatic growth.

Materials and Methods

The present paper is based on data collected in the COMET [54,77].

The COMET study has been coordinated by the University of Campania “Luigi Vanvitelli” (Naples), and includes other Italian university sites (Università Politecnica delle Marche [Ancona], University of Ferrara, University of Milan Bicocca, University of Milan “Statale,” University of Perugia, University of Pisa, Sapienza University of Rome, “Catholic” University of Rome, and University of Trieste) with the Center for Behavioral Sciences and Mental Health of the National Institute of Health in Rome. The COMET trial has been designed as cross-sectional study, adopting a snowball sampling procedure [77].

The main outcome measure considered in the present study is represented by the levels of Post Traumatic Growth, which have been evaluated by using the short form of the Post-Traumatic Growth Inventory (PTGI) [78]. The PTGI consists of 10 items, rated on a 6-point Likert scale (i.e., 0 = “I did not experience this change as a result of my crisis”; 5 = “I experienced this change to a very great degree as a result of my crisis”). Items are grouped in following five dimensions: (a) relating to others; (b) new possibilities; (c) personal strengths; (d) spiritual change; and (e) appreciation of life. It is calculated a total score, so that higher scores indicate higher levels of post-traumatic growth. Responses on the items were averaged to form the scale score, and the attainment of substantial PTG was indicated by an average score of 4 [79].

The survey includes also the following validated self-reported questionnaires: DASS-21 [80]; General Health Questionnaire—12 items version (GHQ) [81]; Obsessive–Compulsive Inventory—Revised version (OCI-R) [82]; Insomnia Severity Index (ISI) [83]; Suicidal Ideation Attributes Scale (SIDAS) [84]; Severity of Acute Stress Symptoms Adult Scale (SASS) [85]; the Impact of Event Scale—short version (IES) [86]; the UCLA loneliness scale—short version [87]; the Brief-COPE [88]; the Connor–Resilience Scale [89]; and the Multidimensional Scale of Perceived Social Support (MSPPS) [90]. Moreover, sociodemographic information (i.e., gender, age, civil status, level of education, number of cohabitations, geographical region, living in one of the most severely impacted area, working condition, and housing condition) have been collected through an ad hoc schedule.

This study is being conducted in accordance with globally accepted standards of good practice, in agreement with the Declaration of Helsinki and with local regulations.

Written informed consents have been collected from participants in order to take part to the online survey. The present study protocol has been reviewed and approved by the Ethical Review Board of the University of Campania “L. Vanvitelli” (Protocol number:0007593/i).

Statistical analysis

Sociodemographic and clinical characteristics of the global sample have been analyzed using descriptive statistics and frequency tables,

as appropriate. Differences in levels of PTG according to the different target groups (i.e., general population, healthcare workers, patients with pre-existing mental disorders, and people infected by COVID-19) were evaluated using chi-square with multiple comparisons and ANOVA with Bonferroni corrections.

In order to assess the impact of the duration of lockdown on the different dimensions of post-traumatic growth (i.e., personal strength, relating to others, new possibilities, spiritual life, and appreciation for life) multivariate linear regression models were implemented. This statistical approach has been already adopted in previous published papers based on the COMET study [54] and the categorical variable “Week” was entered in the regression models. Several sociodemographic characteristics, including gender, age, working status, having a physical comorbid condition, having a pre-existing mental disorder, civil status, level of education, satisfaction with one’s own life, and with housing conditions, adaptive and maladaptive coping strategies, having been infected by COVID-19 were entered in the models and adjusted for them.

Multiple imputation approach has been used for managing missing data. The level of statistical significance was set at $p < 0.05$ and statistical analyses were performed using the Statistical Package for Social Sciences (SPSS), version 26.0, and STATA, version 15.

Results

The final sample consists of 20,720 participants, mainly female (71%, $N = 14,720$) and with a mean age of 40.4 ± 14.3 years (Table 1), half of the respondents were in a stable relationship and were living with a partner.

The majority of the sample (67%, $N = 13,889$) did not report any significant improvement in any domain of PTG (Figure 1). Only 4% of participants ($N = 824$) reported a substantial PTG (i.e., >4.0) by the overall scale score. Considering the specific dimensions of PTG, 18% ($N = 3,739$) of respondents achieved a significant

post-traumatic growth in the dimensions of appreciation for life and personal strength, while only 4.8% ($N = 1,003$) of participants reported a change in spiritual life.

Participants reported the highest levels of growth in the dimension of “appreciation of life” (2.3 ± 1.4), while the lowest level was found in the “spiritual change” (1.2 ± 1.2).

Table 1. Sociodemographic characteristics of the global sample ($n = 20,720$).

Age, years, mean \pm SD	40.4 \pm 14.3
Age groups, % (n)	
18–24 years old	15.2 (3,151)
25–55 years old	65.2 (13,514)
55–64 years old	14.0 (2,904)
Over 65 years old	5.6 (1,151)
Gender, F, % (n)	71 (14,720)
Living with partner, yes, % (n)	52.2 (10,808)
University degree, yes, % (n)	62 (12,844)
Employed, yes, % (n)	70 (14,518)
Lost job due to the pandemic, yes, % (n)	6.3 (1,302)
Are you practicing smart working, yes, % (n)	34.2 (7,089)
Spending more time on Internet, yes, % (n)	80.1 (16,598)
Any comorbid physical condition(s), yes, % (n)	14.5 (3,012)
Any mental health problem(s), yes, % (n)	5.5 (1,133)
Have you been infected by COVID-19, yes, % (n)	1.4 (296)
Have you been isolated due to COVID-19 infection, yes, % (n)	1.5 (316)
Have you been in contact with someone affected by COVID-19, % (N)	4.2 (866)

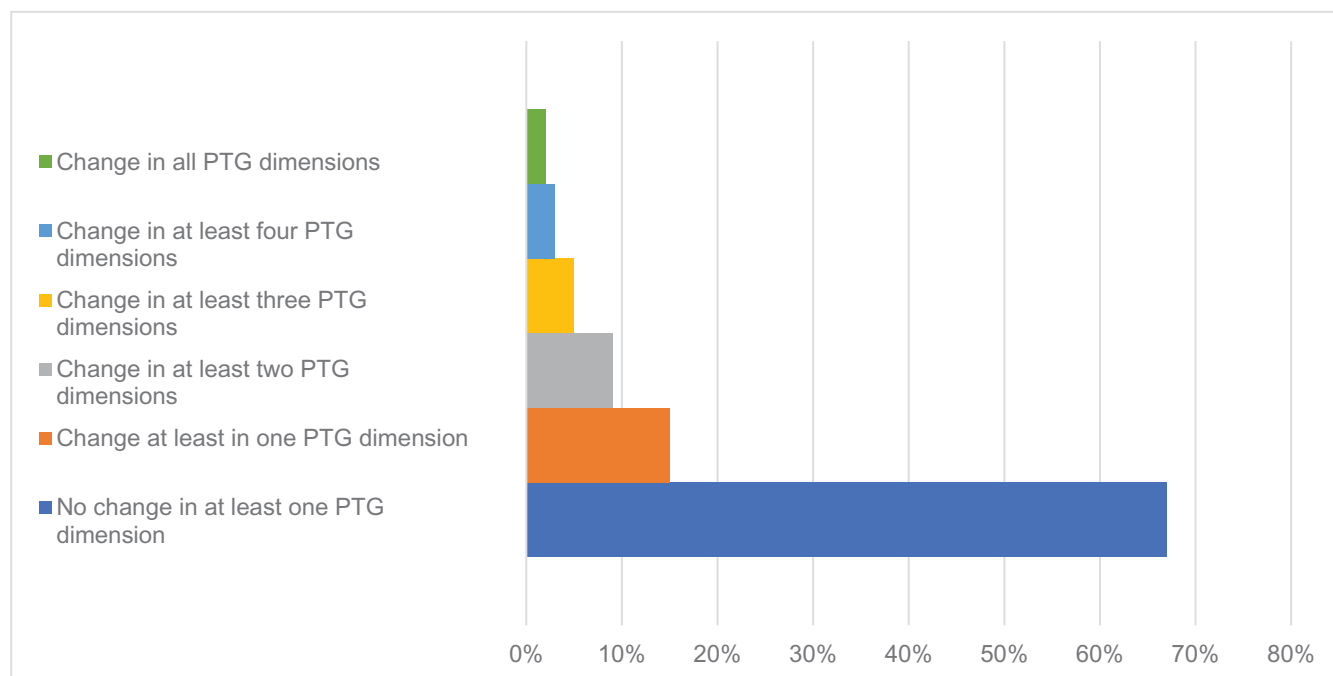


Figure 1. Percentage of participants with growth in at least one domain of PTG.

Female participants reported a slightly higher level of PTG in the dimensions of personal strength ($p < 0.002$) and appreciation for life ($p < 0.007$) compared to male participants, while no significant association was found with age (Table 2). No significant differences in the levels of PTG were found among healthcare professionals, people infected by COVID-19 and patients with pre-existing mental disorders, compared to the general population (Table 3).

At the multivariate regression models, weighted for the propensity score, only the initial week of lockdown (between April 9 and April 15) had a negative impact on the dimension of “relating to others” of the PTG ($B = -0.107$, 95% CI = -0.181 to -0.032 , $p < 0.005$), while over time no other effects were found. However, the duration of exposure to lockdown measures did not influence the other dimensions of PTG (Table 4).

Factors significantly associated with the increase in the levels of PTG include the levels of resilience, with a B coefficient ranging from .025 (95% CI = 0.023 to 0.027) for “relating to others” ($p < 0.000$) to $B = 0.047$ (95%CI = 0.045 to 0.049) for “personal strength” ($p < 0.000$), the perceived support from family members and friends and the level of education. Furthermore, adaptive coping strategies, such as emotional support ($B = 0.140$, 95% CI = 0.108 to 0.172, dimension “relating to others”; $B = 0.055$, 95% CI = 0.028 to 0.083, dimension “new possibilities”; $B = 0.071$, 95% CI = 0.038 to 0.104; $B = 0.048$, 95% CI = 0.013 to 0.082, dimension “appreciation for life”), reframing (0.208, 95% CI = 0.182 to 0.233) and practical support ($B = 0.186$, 95% CI = 0.153 to 0.218) were significant predictors of several dimensions of PTG,

including relating to others, new possibilities and appreciation for life. On the other hand, maladaptive coping strategies, including self-blame ($B = -0.047$, 95% CI = -0.073 to -0.022) and venting ($B = -0.043$, 95% CI = -0.070 to -0.016) were associated with a reduction of many dimensions of post-traumatic growth.

Living in one of the most severely hit areas of the pandemic was a negative predictor only for the “New possibilities” ($B = -0.032$, 95% CI = -0.064 to -0.001), but not for the other dimensions of PTG. Having a pre-existing mental or physical disorder, having been infected by COVID-19, being a healthcare worker did not have any impact on the several dimensions of post-traumatic growth.

Finally, in the different age groups, the probability of having higher levels of post-traumatic growth was found in people aged 55–64 years old, both for the dimension of relating to others ($B = 0.118$, 95% CI = 0.033 to 0.204) as well as for the dimension of personal strength ($B = 0.122$, 95% CI = 0.033 to 0.211).

Discussion

This study was conducted to investigate the levels of post-traumatic growth during the first wave of COVID-19 related lockdown in the general population. During the initial phase of the national emergency for the pandemic, Italy was one of the most severely hit areas in Europe, and strict containment measures were issued by the Italian government in order to limit the spread of the virus and its morbidity and mortality rate, since no vaccinations were available [91]. This survey was promoted and disseminated in the Italian general population during the weeks of the first lockdown, a period of uncertainty, fears for the future and exceptional changes in the daily routine. All these sociocultural factors have contributed to feature the pandemic as a new type of traumatic stressor, which could have an impact on the mental health of the general population. Although several papers have reported increasing levels of anxiety, depressive and stress symptoms in the Italian general population [54], as well as the presence of sleep disorders and of suicidal ideation, a few data are available on the possible positive consequences of the pandemic on the general population. Some studies have found that growth and distress are at opposite ends of the same continuum, from which a negative association was found [92]. Alternatively, growth has been thought to positively coexist with distress, with some authors stating that “the higher the distress, the better the growth” [93]. In the present study, we found that respondents did not report high levels of post-traumatic growth, with only 15% reporting a significant growth at least in one dimension. This data is in line with those found in Hong-Kong, where post-traumatic growth was found in less than 20% of the general

Table 2. Gender differences in levels of PTG.

		<i>M</i>	<i>SD</i>	<i>p</i>
PTGI—Relating to others	Male	1.9	1.4	0.094
	Female	1.9	1.4	
PTGI—New possibilities	Male	1.8	1.3	0.039
	Female	1.9	1.3	
PTGI—Personal strength	Male	2.1	1.5	0.002
	Female	2.2	1.5	
PTGI—Spiritual help	Male	1.1	1.2	0.310
	Female	1.2	1.2	
PTGI—Appreciation of life	Male	2.2	1.4	0.007
	Female	2.3	1.4	

Abbreviations: *M*, mean; NS, not significant; PTGI, post-traumatic growth inventory; *SD*, standard deviation; *p* = *p* value.

Table 3. Differences in the levels of PTG.

	General population		Healthcare workers		People with pre-existing mental disorder		People with COVID+		<i>p</i>
	<i>M</i>	<i>SD</i>	<i>M</i>	<i>SD</i>	<i>M</i>	<i>SD</i>	<i>M</i>	<i>SD</i>	
PTGI—Appreciation of life	2.3	1.4	2.3	1.4	2.3	1.5	2.2	1.4	NS
PTGI—Personal strength	2.2	1.5	2.2	1.5	2.1	1.6	2.1	1.5	NS
PTGI—Relating to others	1.9	1.4	1.9	1.4	1.9	1.5	1.9	1.4	NS
PTGI—New possibilities	1.8	1.3	1.8	1.3	1.8	1.4	1.8	1.3	NS
PTGI—Spiritual help	1.2	1.2	1.3	1.2	1.2	1.3	1.2	1.2	NS

Abbreviations: *M*, mean; NS, not significant; *p*, *p* value; PTGI, post-traumatic growth inventory; *SD*, standard deviation.

Table 4. Predictors of levels of post-traumatic growth.

	Relating to others				New possibilities				Personal strength				Spiritual				Appreciation for life			
	B	Sig.	Confidence interval 95%		B	Sig.	Confidence interval 95%		B	Sig.	Confidence interval 95%		B	Sig.	Confidence interval 95%		B	Sig.	Confidence interval 95%	
			Lower bound	Upper bound			Lower bound	Upper bound			Lower bound	Upper bound			Lower bound	Upper bound				
Intercept	-1.45	0.000	-1.76	-1.13	-1.33	0.000	-1.60	-1.05	-1.59	0.000	-1.92	-1.27	-1.11	0.000	-1.40	-0.903	-0.277	0.110	-0.618	0.063
Time to exposure, ref. week March 30–April 8																				
Week April 15–April 9	-0.107	0.005	-0.181	-0.032	-0.021	0.512	-0.086	0.043	-0.047	0.230	-0.124	0.030	-0.013	0.658	-0.072	0.045	-0.025	0.546	-0.105	0.056
Week April 16–April 22	-0.036	0.225	-0.093	0.022	-0.012	0.627	-0.062	0.037	0.023	0.456	-0.037	0.082	-0.015	0.515	-0.061	0.030	-0.001	0.963	-0.064	0.061
Week April 23–April 29	-0.027	0.390	-0.090	0.035	0.048	0.079	-0.006	0.102	0.052	0.112	-0.012	0.117	0.046	0.068	-0.003	0.095	0.065	0.059	-0.002	0.132
Week April 30–May 4	-0.038	0.112	-0.084	0.009	-0.007	0.725	-0.047	0.033	-0.019	0.435	-0.067	0.029	-0.012	0.504	-0.049	0.024	-0.022	0.388	-0.072	0.028
Quarantine, yes	0.027	0.702	-0.110	0.163	-0.024	0.690	-0.141	0.094	0.064	0.373	-0.077	0.205	-0.035	0.520	-0.143	0.072	-0.077	0.308	-0.224	0.071
Severely hit area	0.005	0.773	-0.031	0.042	-0.032	0.046	-0.064	-0.001	-0.021	0.285	-0.059	0.017	-0.017	0.256	-0.046	0.012	-0.023	0.265	-0.062	0.017
Gender, female ref.	-0.003	0.867	-0.041	0.034	-0.014	0.393	-0.047	0.018	-0.040	0.046	-0.079	-0.001	0.014	0.356	-0.016	0.044	-0.016	0.429	-0.057	0.024
Healthcare worker	-0.050	0.442	-0.179	0.078	-0.035	0.539	-0.146	0.076	0.034	0.621	-0.100	0.167	-0.069	0.180	-0.171	0.032	-0.090	0.204	-0.229	0.049
Being infected by COVID	0.083	0.163	-0.034	0.200	0.000	0.994	-0.101	0.100	0.140	0.024	0.019	0.261	0.007	0.882	-0.085	0.099	0.017	0.795	-0.110	0.143
Pre-existing mental disorder	-0.025	0.729	-0.163	0.114	0.049	0.421	-0.070	0.168	-0.072	0.325	-0.216	0.071	0.028	0.616	-0.081	0.137	0.119	0.118	-0.030	0.269
Pre-existing physical disorder	0.021	0.414	-0.029	0.070	-0.009	0.671	-0.052	0.033	0.015	0.556	-0.036	0.067	0.010	0.621	-0.029	0.049	0.002	0.954	-0.052	0.055
Age group, ref. over 65 years old																				
18–24 years old	-0.003	0.955	-0.097	0.092	0.005	0.905	-0.077	0.086	0.003	0.946	-0.095	0.101	0 ^a	.	.	.	0.077	0.140	-0.025	0.179
25–55 years old	0.025	0.539	-0.054	0.103	0.029	0.395	-0.038	0.097	0.058	0.161	-0.023	0.140	0.061	0.108	-0.013	0.136	0.068	0.114	-0.017	0.153
55–64 years old	0.118	0.007	0.033	0.204	0.056	0.134	-0.017	0.130	0.122	0.007	0.033	0.211	0.065	0.040	0.003	0.127	0.130	0.006	0.038	0.223
Resilience level	0.025	0.000	0.023	0.027	0.037	0.000	0.035	0.038	0.047	0.000	0.045	0.049	0 ^a	.	.	.	0.020	0.000	0.018	0.022
Level of education	0.027	0.001	0.011	0.042	0.007	0.287	-0.006	0.021	0.012	0.149	-0.004	0.028	0.020	0.000	0.019	0.022	0.007	0.448	-0.010	0.023
Satisfaction	-0.006	0.163	-0.014	0.002	-0.002	0.596	-0.009	0.005	-0.003	0.454	-0.012	0.005	0.004	0.542	-0.008	0.016	-0.009	0.054	-0.018	0.000
Satisfaction—cohabitants	-0.003	0.453	-0.011	0.005	-0.002	0.538	-0.009	0.005	-0.006	0.137	-0.015	0.002	-0.006	0.084	-0.013	0.001	-0.005	0.236	-0.014	0.003
Satisfaction—living conditions	0.000	0.910	-0.008	0.009	0.001	0.682	-0.006	0.009	0.001	0.759	-0.007	0.010	-0.002	0.611	-0.008	0.005	0.000	0.951	-0.009	0.009
Support—family	0.013	0.000	0.010	0.017	-0.003	0.016	-0.006	-0.001	0.005	0.002	0.002	0.009	0.003	0.328	-0.003	0.010	0.004	0.015	0.001	0.008
Support—friends	0.035	0.000	0.031	0.038	0.007	0.000	0.004	0.010	0.007	0.000	0.004	0.011	-0.002	0.143	-0.004	0.001	0.005	0.005	0.001	0.009
Support—others	0.007	0.000	0.004	0.010	0.003	0.068	0.000	0.005	0.012	0.000	0.008	0.015	-0.001	0.624	-0.003	0.002	0.010	0.000	0.006	0.013

Table 4. *Continued*

	Relating to others				New possibilities				Personal strength				Spiritual				Appreciation for life			
	B	Sig.	Confidence interval 95%		B	Sig.	Confidence interval 95%		B	Sig.	Confidence interval 95%		B	Sig.	Confidence interval 95%		B	Sig.	Confidence interval 95%	
			Lower bound	Upper bound			Lower bound	Upper bound			Lower bound	Upper bound			Lower bound	Upper bound			Lower bound	Upper bound
COPE active coping	0.006	0.684	-0.022	0.033	0.045	0.000	0.022	0.069	0.043	0.003	0.015	0.072	0.006	0.000	0.004	0.009	0.035	0.022	0.005	0.065
COPE denial	0.217	0.000	0.190	0.244	0.118	0.000	0.095	0.142	0.208	0.000	0.180	0.237	0.013	0.245	-0.009	0.035	0.248	0.000	0.219	0.278
COPE substance abuse	-0.101	0.000	-0.133	-0.069	0.003	0.842	-0.025	0.031	-0.120	0.000	-0.153	-0.087	0.144	0.000	0.122	0.165	-0.015	0.395	-0.050	0.020
COPE emotional support	0.140	0.000	0.108	0.172	0.055	0.000	0.028	0.083	0.071	0.000	0.038	0.104	-0.030	0.019	-0.056	-0.005	0.048	0.007	0.013	0.082
COPE practical support	0.186	0.000	0.153	0.218	0.022	0.120	-0.006	0.050	0.093	0.000	0.060	0.127	0.010	0.422	-0.015	0.035	0.066	0.000	0.031	0.102
COPE emotional disengagement	-0.063	0.000	-0.093	-0.034	-0.064	0.000	-0.089	-0.038	-0.102	0.000	-0.133	-0.071	0.067	0.000	0.042	0.093	-0.037	0.024	-0.069	-0.005
COPE venting	-0.043	0.002	-0.070	-0.016	0.071	0.000	0.047	0.094	0.034	0.017	0.006	0.063	-0.027	0.025	-0.050	-0.003	0.066	0.000	0.037	0.096
COPE reframing	0.208	0.000	0.182	0.233	0.142	0.000	0.120	0.164	0.247	0.000	0.221	0.274	0.030	0.007	0.008	0.051	0.177	0.000	0.149	0.204
COPE planning	-0.092	0.000	-0.122	-0.061	-0.002	0.897	-0.028	0.024	-0.017	0.282	-0.049	0.014	0.088	0.000	0.068	0.108	-0.029	0.086	-0.061	0.004
COPE humor	-0.123	0.000	-0.148	-0.098	-0.091	0.000	-0.112	-0.070	-0.150	0.000	-0.175	-0.124	0.002	0.859	-0.022	0.026	-0.170	0.000	-0.197	-0.143
COPE acceptance	-0.030	0.037	-0.057	-0.002	-0.029	0.018	-0.053	-0.005	-0.025	0.095	-0.053	0.004	-0.093	0.000	-0.113	-0.074	-0.023	0.137	-0.053	0.007
COPE religion	0.217	0.000	0.199	0.235	0.520	0.000	0.504	0.535	0.224	0.000	0.205	0.243	-0.105	0.000	-0.127	-0.083	0.137	0.000	0.117	0.157
COPE self-blame	-0.047	0.000	-0.073	-0.022	0.032	0.004	0.010	0.054	0.009	0.506	-0.017	0.035	0.632	0.000	0.618	0.646	0.019	0.164	-0.008	0.046
COPE self-distraction	0.152	0.000	0.129	0.174	0.101	0.000	0.081	0.120	0.178	0.000	0.154	0.202	0.049	0.000	0.029	0.069	0.211	0.000	0.187	0.236
Civil status, divorced	-0.146	0.060	-0.298	0.006	-0.105	0.115	-0.237	0.026	-0.228	0.005	-0.386	-0.070	0.092	0.000	0.073	0.110	-0.048	0.568	-0.212	0.116
Single	-0.060	0.417	-0.206	0.085	-0.030	0.639	-0.155	0.095	-0.153	0.047	-0.303	-0.002	-0.059	0.333	-0.179	0.061	-0.036	0.652	-0.193	0.121
With partner/ married	-0.106	0.143	-0.248	0.036	-0.070	0.264	-0.192	0.053	-0.194	0.010	-0.341	-0.047	-0.034	0.562	-0.148	0.081	-0.056	0.472	-0.209	0.097
Widow	0	.	.	.	0	.	.	.	0	.	.	.	-0.085	0.137	-0.196	0.027	0	.	.	.
	$R^2 = 0.257; R^2$ adjusted = 0.255				$R^2 = 0.348, R^2$ adjusted = 0.346				$R^2 = 0.282; R^2$ adjusted = 0.281				$R^2 = 0.367, R^2$ adjusted = 0.366				$R^2 = 0.132; R^2$ adjusted = 0.130			

Abbreviations: B = beta coefficient; Model statistics: $R^2 = R^2$ adjusted. Sig = significance.

population [94,95]. Other studies carried out in China reported levels of post-traumatic growth of up to 50% in at least one domain of PTG. These differences could be due to the divergence in social contexts among countries, in terms of social cohesion, acceptance and satisfaction with the governmental measures for containing the pandemic and the perception of collective identity [96,97]. Therefore, it is of extreme interest to understand the possible impact of these necessary and unavoidable containment measures on the mental health of the general population, in order to develop appropriate supportive and preventive interventions to mitigate the long-term negative effects of the pandemic on mental health.

Regarding the several PTG dimensions, we found that scores of “appreciation of life” were the greatest, while “spiritual change” was the lowest. These results are in line with those reported by Prati and Pietrantonio [98], confirming that our findings can be considered representative of the Italian general population.

Another interesting finding is that higher levels of post-traumatic growth during the initial phase of the pandemic were found in female participants. Previous studies carried out during other natural emergencies have found a gender difference in the levels of post-traumatic growth [99]. Although little research has examined the underlying processes for such gender differences in PTG, the role of some cognitive styles, such as rumination, has been proposed [99,100]. In particular, the tendency to ruminate on constructive issues, such as an increased awareness of personal strengths or an appreciation of the importance of social connections, has been suggested as the mechanism leading to the greater reports of PTG [101]. In different groups of traumatized people, such as bereaved parents or women at a high risk for breast cancer, the use of reflective rumination was associated with high levels of post traumatic growth [102–104].

Another potential mediator while processing traumatic events is the type of coping strategies adopted. In fact, we found that using adaptive coping strategies, such as planning, practical support and reframing, predicted higher levels of post-traumatic growth. This finding is in line with previous COVID-related data [54,105] but also with other studies carried out on factors moderating the impact of traumatic events [101,106,107]. PTG may be conceptualized as a cognitive adaptive process among those who experience traumatic stress in response to a disaster, in terms of a positive reinterpretation and positive reframing of the negative experience. However, the use of adaptive coping strategies can sustain and booster this process and it is therefore essential to promote the dissemination of psychosocial interventions aiming to teach and improve adaptive coping strategies in the general population.

Contrary to what we expected, we did not find a significant effect of the weeks of lockdown on the levels of post-traumatic growth, except for the dimension of “searching new possibilities.” This finding is particularly striking if we consider that the levels of stress and of psychiatric symptoms tended to increase over time [54]; it may be that PTG is not related to the duration of the traumatic event, but it is related to the nature of the trauma and to the personality traits and characteristics of the individual [108]. Of course, this interpretation deserves more studies. Furthermore, patients with pre-existing severe mental disorders did not show significantly lower levels of PTG, compared to the general population. This was an unexpected finding, which should be due to the ability, skills and personal resources of patients to adapt to the “new” life routine posed by the pandemic. Moreover, a possible time-lead effect should explain this finding, being the levels of PTG quite high at the initial phase of the pandemic, and it should be reduced over the following months.

The present study has some limitations, which are hereby acknowledged. First, the online snowball sampling methodology may have led to a selection bias, with only those interested in the psychological consequences of the pandemic willing to participate [109]. Second, the cross-sectional design of the survey prevents us to delineate any causal relationship between the selected variables. Finally, several variables, such as social cohesion, national identity and interpersonal trust, personality traits and cognitive styles should have had an impact on the levels of post-traumatic growth [108,110].

Conclusions

The assessment of the levels of post-traumatic growth in the general population during the initial phase of the national health emergency is of great importance for the development of ad hoc supportive and preventive psychosocial interventions [111–114]. It has been repeatedly stated that the pandemic will have longstanding, and far-reaching, consequences on global mental health and well-being to the whole population, regardless of age and gender [115–118]. From a public health perspective, the identification of protective factors is crucial for developing ad hoc tailored interventions and for preventing the development of full-blown mental disorders in large scale [119–122]. From a clinical practice perspective, the promotion of supportive interventions aiming to improve the levels of resilience, the adaptive coping strategies and the levels of post-traumatic growth should be prioritized in order to mitigate the detrimental effects of the pandemic.

Data Availability Statement. The dataset is not available for sharing.

Author Contributions. Conceptualization: G.M., G.S.; Formal analysis: G.S.; Investigation: A.T.; Methodology: A.T.; Supervision: G.C., M.P.; Writing—original draft: G.M., A.T.; Writing—review and editing: U.A., V.B., C.C., G.C., F.C., B.D.O., M.F., F.P., M.P., M.G.N., U.V., G.Sa., A.T.

Financial Support. This research received no external funding.

Conflict of Interest. The authors declare none.

References

- [1] Twenge JM, Joiner TE. Mental distress among U.S. adults during the COVID-19 pandemic. *J Clin Psychol.* 2020;76:2170–82.
- [2] Fiorillo A, Gorwood P. The consequences of the COVID-19 pandemic on mental health and implications for clinical practice. *Eur Psychiatry.* 2020; 63:e32.
- [3] Unützer J, Kimmel RJ, Snowden M. Psychiatry in the age of COVID-19. *World Psychiatry.* 2020;19:130–31.
- [4] Gorwood P, Fiorillo A. One year after the COVID-19: What have we learnt, what shall we do next?. *Eur Psychiatry.* 2021;64:e15.
- [5] Marazziti D, Stahl SM. The relevance of COVID-19 pandemic to psychiatry. *World Psychiatry.* 2020;19:261.
- [6] Horesh D, Brown AD. Traumatic stress in the age of COVID-19: a call to close critical gaps and adapt to new realities. *Psychol Trauma.* 2020;12(4): 331–5.
- [7] Bridgland VME, Moeck EK, Green DM, Swain TL, Nayda DM, Matson LA, et al. Why the COVID-19 pandemic is a traumatic stressor. *PLoS One.* 2021;16(1):e0240146.
- [8] Hodgkin D, Moscarelli M, Rupp A, Zuvekas SH. Mental health economics: bridging research, practice and policy. *World Psychiatry.* 2020;19(2): 258–9.
- [9] Knapp M, Wong G. Economics and mental health: the current scenario. *World Psychiatry.* 2020;19(1):3–14.

- [10] Ren Z, Zhou Y, Liu Y. The psychological burden experienced by Chinese citizens during the COVID-19 outbreak: prevalence and determinants. *BMC Public Health*. 2020;20(1):1617.
- [11] Calleja N, AbdAllah A, Abad N, Ahmed N, Albarracín D, Altieri E, et al. A public health research agenda for managing infodemics: methods and results of the first WHO infodemiology conference. *JMIR Infodemiology*. 2021;1(1):e30979.
- [12] Crocamo C, Viviani M, Famigliani L, Bartoli F, Pasi G, Carrà G. Surveilling COVID-19 emotional contagion on twitter by sentiment analysis. *Eur Psychiatry*. 2021;64:e17.
- [13] Kato TA, Kanba S, Teo AR. Defining pathological social withdrawal: proposed diagnostic criteria for hikikomori. *World Psychiatry*. 2020;19(1):116–17. doi:10.1002/wps.20705.
- [14] Elbogen EB, Lanier M, Blakey SM, Wagner HR, Tsai J. Suicidal ideation and thoughts of self-harm during the COVID-19 pandemic: the role of COVID-19-related stress, social isolation, and financial strain. *Depress Anxiety*. 2021;38:739–48. doi:10.1002/da.23162.
- [15] Green MF, Lee J, Wynn JK. Experimental approaches to social disconnection in the general community: can we learn from schizophrenia research? *World Psychiatry*. 2020;19:177–8.
- [16] Wasserman D, van der Gaag R, Wise J. The term “physical distancing” is recommended rather than “social distancing” during the COVID-19 pandemic for reducing feelings of rejection among people with mental health problems. *Eur Psychiatry*. 2020;63(1):e52.
- [17] Patrucco F, Gavelli F, Fagoonee S, Solidoro P, Undas A, Pellicano R. Current treatment challenges in the COVID-19 pandemic. *Pol Arch Intern Med*. 2021;131(9):854–61. doi:10.20452/pamw.16077.
- [18] Li J, Yang, Z, Qiu H, Wang Y, Jian L, Ji J, et al. Anxiety and depression among general population in China at the peak of the COVID-19 epidemic. *World Psychiatry*. 2020;19:249–50.
- [19] Kinser PA, Jallo N, Amstatter AB, Thacker LR, Jones E, Moyer S, et al. Depression anxiety, resilience, and coping: the experience of pregnant and new mothers during the first few months of the COVID-19 pandemic. *J Womens Health*. 2021;30:654–64.
- [20] Brown S. Perinatal mental health and the COVID-19 pandemic. *World Psychiatry*. 2020;19:333–4.
- [21] Glover V. Prenatal mental health and the effects of stress on the foetus and the child. Should psychiatrists look beyond mental disorders? *World Psychiatry*. 2020;19:331–2.
- [22] Alderdice F. Supporting psychological well-being around the time of birth: What can we learn from maternity care? *World Psychiatry*. 2020;19(3):332–3. doi:10.1002/wps.20778.
- [23] Chandra PS, Nanjundaswamy MH. Pregnancy specific anxiety: an under-recognized problem. *World Psychiatry*. 2020;19:336–7.
- [24] Pugliese V, Bruni A, Carbone EA, Calabrò G, Cerminara G, Sampogna G, et al. Maternal stress, prenatal medical illnesses and obstetric complications: risk factors for schizophrenia spectrum disorder, bipolar disorder and major depressive disorder. *Psychiatry Res*. 2019;271:23–30.
- [25] Briggs R, McDowell CP, De Looze C, Kenny RA, Ward M. Depressive symptoms among older adults pre- and post-COVID-19 pandemic. *J Am Med Dir Assoc*. 2021;22:2251–7.
- [26] Vannini P, Gagliardi GP, Kuppe M, Dossett ML, Donovan NJ, Gatchel JR, et al. Stress, resilience, and coping strategies in a sample of community-dwelling older adults during COVID-19. *J Psychiatr Res*. 2021;138:176–85.
- [27] Hoffmann SH, Pisinger VSC, Rosing JA, Tolstrup JS. Symptoms of distress among young Danes during the national lockdown in May 2020. *Eur Child Adolesc Psychiatry*. 2021;20:1–10.
- [28] Zainel AA, Qotba H, Al-Maadeed A, Al-Kohji S Al Mujalli H, Ali A, et al. Psychological and coping strategies related to home isolation and social distancing in children and adolescents during the COVID-19 pandemic: cross-sectional study. *JMIR Form Res*. 2021;5:e24760.
- [29] Duarte CS, Monk C, Weissman MM, Posner J. Intergenerational psychiatry: a new look at a powerful perspective. *World Psychiatry*. 2020;19(2):175–6.
- [30] Squeglia LM. Alcohol and the developing adolescent brain. *World Psychiatry*. 2020;19:393–4.
- [31] Tyrer P. COVID-19 health anxiety. *World Psychiatry*. 2020;19:307–8.
- [32] Li Z, Ge J, Yang M, Feng J, Qiao M, Jiang R, et al. Vicarious traumatization in the general public, members, and non-members of medical teams aiding in COVID-19 control. *Brain Behav Immun*. 2020;88:916–9.
- [33] Norrholm SD, Zalta A, Zoellner L, Powers A, Tull MT, Reist C, et al. Does COVID-19 count? Defining criterion a trauma for diagnosing PTSD during a global crisis. *Depress Anxiety*. 2021;38(9):882–5.
- [34] McElroy E, Shevlin M, Murphy S, Roberts B, Makhshvili N, Javakhshvili J, et al. ICD-11 PTSD and complex PTSD: structural validation using network analysis. *World Psychiatry*. 2019;18:236–7.
- [35] Morina N, Sterr TN. Lack of evidence for the efficacy of psychotherapies for PTSD and depression in child and adolescent refugees. *World Psychiatry*. 2019;18:107–8.
- [36] Rooksby M, Furuhashi T, McLeod HJ. Hikikomori: a hidden mental health need following the COVID-19 pandemic. *World Psychiatry*. 2020;19:399–400.
- [37] Pompili M, Innamorati M, Sampogna G, Albert U, Carmassi C, Carrà G, et al. The impact of Covid-19 on unemployment across Italy: consequences for those affected by psychiatric conditions. *J Affect Disord*. 2021;296:59–66.
- [38] McIntyre RS, Lee Y. Preventing suicide in the context of the COVID-19 pandemic. *World Psychiatry*. 2020;19:250–1.
- [39] Wasserman D, Iosue M, Wuestefeld A, Carli V. Adaptation of evidence-based suicide prevention strategies during and after the COVID-19 pandemic. *World Psychiatry*. 2020;19:294–306.
- [40] Krystal AD, Prather AA, Ashbrook LH. The assessment and management of insomnia: an update. *World Psychiatry*. 2019;18:337–52.
- [41] Qiu D, Li Y, Li L, He J, Ouyang F, Xiao S. Prevalence of post-traumatic stress symptoms among people influenced by coronavirus disease 2019 outbreak: a meta-analysis. *Eur Psychiatry*. 2021;64:e30.
- [42] McCracken LM, Badinlou F, Buhrman M, Brocki KC. Psychological impact of COVID-19 in the Swedish population: depression, anxiety, and insomnia and their associations to risk and vulnerability factors. *Eur Psychiatry*. 2020;63:e81.
- [43] Janiri D, Carli A, Kotzalidis GD, Bernabei R, Landi F, Sani G, et al. Posttraumatic stress disorder in patients after severe COVID-19 infection. *JAMA Psychiatry*. 2021;78:567–9.
- [44] Karatzias T, Shevlin M, Hyland P, Ben-Ezra M, Cloitre M, Owkzarek M, et al. The network structure of ICD-11 complex post-traumatic stress disorder across different traumatic life events. *World Psychiatry*. 2020;19:400–1.
- [45] Fino E, Bonfrate I, Fino V, Bocus P, Russo PM, Mazzetti M. Harnessing distress to boost growth in frontline healthcare workers during COVID-19 pandemic: the protective role of resilience, emotion regulation and social support. *Psychol Med*. 2021;1–3.
- [46] Al-Humadi S, Bronson B, Muhlrad S, Paulus M, Hong H, Cáceda R. Depression, suicidal thoughts, and burnout among physicians during the COVID-19 pandemic: a survey-based cross-sectional study. *Acad Psychiatry*. 2021;14:1–9.
- [47] Bryant RA. Post-traumatic stress disorder: a state-of-the-art review of evidence and challenges. *World Psychiatry*. 2019;18:259–69.
- [48] Wang Q, Xu R, Volkow ND. Increased risk of COVID-19 infection and mortality in people with mental disorders: analysis from electronic health records in the United States. *World Psychiatry*. 2021;20:124–30.
- [49] De Hert M, Mazereel V, Detraux J, Van Assche K. Prioritizing COVID-19 vaccination for people with severe mental illness. *World Psychiatry*. 2021;20:54–5.
- [50] Alonzi S, La Torre A, Silverstein MW. The psychological impact of preexisting mental and physical health conditions during the COVID-19 pandemic. *Psychol Trauma*. 2020;12:S236–8.
- [51] Chatterjee SS, Barikar CM, Mukherjee A. Impact of COVID-19 pandemic on pre-existing mental health problems. *Asian J Psychiatr*. 2020;51:102071.
- [52] Storch EA, Sheu JC, Guzik AG, Schneider SC, Cepeda SL, Rombado BR, et al. Impact of the COVID-19 pandemic on exposure and response prevention outcomes in adults and youth with obsessive-compulsive disorder. *Psychiatry Res*. 2021;295:113597.
- [53] Coulombe S, Pacheco T, Cox E, Khalil C, Doucerein MM, Auger E, et al. Risk and resilience factors during the COVID-19 pandemic: a snapshot of

- the experiences of canadian workers early on in the crisis. *Front Psychol.* 2020;11:580702.
- [54] Fiorillo A, Sampogna G, Giallonardo V, Del Vecchio V, Luciano M, Albert U, et al. Effects of the lockdown on the mental health of the general population during the COVID-19 pandemic in Italy: Results from the COMET collaborative network. *Eur Psychiatry.* 2020;63:e87.
- [55] Mertens G, Gerritsen L, Duijndam S, Saleminck E, Engelhard I. Fear of the coronavirus (COVID-19): predictors in an online study conducted in March 2020. *J Anxiety Disord.* 2020;10:102258.
- [56] Sampogna G, Del Vecchio V, Giallonardo V, Luciano M, Albert U, Carmassi C, et al. What Is the role of resilience and coping strategies on the mental health of the general population during the COVID-19 pandemic? Results from the Italian multicentric COMET study. *Brain Sci.* 2021;11(9):1231.
- [57] Feldman R. What is resilience: an affiliative neuroscience approach. *World Psychiatry.* 2020;19:132–50.
- [58] Park CL, Finkelstein-Fox L, Russell BS, Fendrich M, Hutchison M, Becker J. Psychological resilience early in the COVID-19 pandemic: stressors, resources, and coping strategies in a national sample of Americans. *Am Psychol.* 2021;76:715–28. doi:10.1037/amp0000813.
- [59] Lazarus RS, Folkman S. *Stress, appraisal, and coping.* New York: Springer; 1984.
- [60] Włodarczyk A, Basabe N, Páez D, Amutio A, García FE, Reyes C, et al. Positive effects of communal coping in the aftermath of a collective trauma: the case of the 2010 Chilean earthquake. *Eur J Educ Psychol.* 2016;9:9–19.
- [61] Tedeschi RG, Calhoun LG. *Trauma & transformation: growing in the aftermath of suffering.* Thousand Oaks, CA: Sage; 1995. doi:10.4135/9781483326931.
- [62] Mitchell MM, Gallaway MS, Millikan AM, Bell MR. Combat exposure, unit cohesion, and demographic characteristics of soldiers reporting posttraumatic growth. *J Loss Trauma.* 2013;18:383–95.
- [63] Taku K, Tedeschi RG, Shakespeare-Finch J, Krosch D, David G, Kehl D, et al. Posttraumatic growth (PTG) and posttraumatic depreciation (PTD) across ten countries: global validation of the PTG-PTD theoretical model. *Pers Indiv Differ.* 2021;169:110222. doi:10.1016/j.paid.2020.110222.
- [64] Seery MD, Holman EA, Silver RC. Whatever does not kill us: cumulative lifetime adversity, vulnerability, and resilience. *J Pers Soc Psychol.* 2010;99:1025–41.
- [65] Prati G, Pietrantonio L. Optimism, social support, and coping strategies as factors contributing to posttraumatic growth: a meta-analysis. *J Loss Trauma.* 2009;14(5):364–88. doi:10.1080/15325020902724271.
- [66] Muldoon OT, Haslam SA, Haslam C, Cruwys T, Kearns M, Jetten J. The social psychology of responses to trauma: social identity pathways associated with divergent traumatic responses. *Eur Rev Soc Psychol.* 2019;30(1):311–48. doi:10.1080/10463283.2020.1711628.
- [67] Carmassi C, Bertelloni CA, Gesi C, Conversano C, Stratta P, Massimetti G, et al. New DSM-5 PTSD guilt and shame symptoms among Italian earthquake survivors: impact on maladaptive behaviors. *Psychiatry Res.* 2017;251:142–7.
- [68] Lowe SR, Manove EE, Rhodes JE. Posttraumatic stress and posttraumatic growth among low-income mothers who survived Hurricane Katrina. *J Consult Clin Psychol.* 2013;81:877–89.
- [69] Khalid I, Khalid TJ, Qabajah MR, Barnard AG, Qushmaq IA. Healthcare workers emotions, perceived stressors and coping strategies during a MERS-CoV outbreak. *Clin Med Res.* 2016;14:7–14.
- [70] Luciano M, De Rosa C, Del Vecchio V, Sampogna G, Sbordone D, et al. Perceived insecurity, mental health and urbanization: results from a multicentric study. *Int J Soc Psychiatry.* 2016;62:252–61.
- [71] Venuleo C, Gelo C, Salvatore S. Fear, affective semiosis, and management of the pandemic crisis: COVID-19 as semiotic vaccine. *Clin Neuropsych.* 2020;17:117–30. doi:10.36131/CN20200218.
- [72] Ghebreyesus TA. Addressing mental health needs: an integral part of COVID-19 response. *World Psychiatry.* 2020;19:129–30.
- [73] Stewart DE, Appelbaum PS. COVID-19 and psychiatrists' responsibilities: a WPA position paper. *World Psychiatry.* 2020;19:406–7.
- [74] Ormel J, Cuijpers P, Jorm AF, Schoevers R. Prevention of depression will only succeed when it is structurally embedded and targets big determinants. *World Psychiatry.* 2019;18:111–2.
- [75] Roepke AM. Psychosocial interventions and posttraumatic growth: a metaanalysis. *J Consult Clin Psychol.* 2015;83:129–42.
- [76] Kuzman MR, Curkovic M, Wasserman D. Principles of mental health care during the COVID-19 pandemic. *Eur Psychiatry.* 2020;63(1):e45.
- [77] Giallonardo V, Sampogna G, Del Vecchio V, Luciano M, Albert U, Carmassi C, et al. The impact of quarantine and physical distancing following COVID-19 on mental health: study protocol of a multicentric Italian population trial. *Front Psychiatr.* 2020;11:533.
- [78] Cann A, Calhoun LG, Tedeschi RG, Taku K, Vishnevsky T, Triplett KN, et al. A short form of the post-traumatic growth inventory. *Anxiety Stress Coping.* 2010;23:127–37.
- [79] Ng SM. Mental health of adults in Hong Kong and mainland China. In: *Virtual forum on social distance, social responses: solutions and strategies for coping with COVID-19.* Hong Kong: The University of Hong Kong; 2020.
- [80] Lovibond SH, Lovibond PF. *Manual for the depression anxiety & stress scales.* 2nd ed. Sydney: Psychology Foundation; 1995.
- [81] Goldberg DP, Gater R, Sartorius N, Ustun TB, Piccinelli M, Gureje O, et al. The validity of two versions of the GHQ in the WHO study of mental illness in general health care. *Psychol Med.* 1997;27:191–7.
- [82] Foa EB, Huppert JD, Leiberg S, Langner R, Kichic R, Hajcak G, Salkovskis PM. The obsessive-compulsive inventory: development and validation of a short version. *Psychol Assess.* 2002;14:485–96.
- [83] Morin CM, Belleville G, Bélanger L, Ivers H. The insomnia severity index: psychometric indicators to detect insomnia cases and evaluate treatment response. *Sleep.* 2011;34:601–8.
- [84] van Spijker BA, Batterham PJ, Calear AL, Farrer L, Christensen H, Reynolds J, et al. The suicidal ideation attributes scale (SIDAS): community-based validation study of a new scale for the measurement of suicidal ideation. *Suicide Life Threat Behav.* 2014;44:408–19.
- [85] Kilpatrick DG, Resnick HS, Friedman MJ. *Severity of acute stress symptoms—adult (National Stressful Events Survey Acute Stress Disorder Short Scale [NSESSS]).* Washington: American Psychiatric Association; 2013.
- [86] Thoresen S, Tambs K, Hussain A, Heir T, Johansen VA, Bisson JI. Brief measure of posttraumatic stress reactions: impact of event scale-6. *Soc Psychiatry Psychiatr Epidemiol.* 2010;45:405–12.
- [87] Hays RD, Di Matteo MR. A short-form measure of loneliness. *J Personal Assess.* 1987;51:69–81.
- [88] Carver CS. You want to measure coping but your protocol' too long: consider the brief cope. *Int J Behav Med.* 1997;4:92–100.
- [89] Connor KM, Davidson JRT. Development of a new resilience scale: the Connor-Davidson resilience scale (CD-RISC). *Depress Anxiety.* 2003;18:71–82.
- [90] Zimet GD, Dahlem NW, Zimet SG, Farley GK. The multidimensional scale of perceived social support. *J Personal Assess.* 1988;1:30–41.
- [91] Eichenberg C, Grossfurthner M, Kietaihl S, Riboli G, Borlimi R, Holocher-Benetka S. Emotional distress in the early stages of the COVID-19 related lockdowns depending on the severity of the pandemic and emergency measures: a comparative online-survey in Germany, Austria and Italy. *BMC Psychiatry.* 2021;21(1):509.
- [92] Winefield HR, Gill TK, Taylor AW, Pilkington RM. Psychological well-being and psychological distress: is it necessary to measure both?. *Psych Well-Being.* 2012;2:3. doi:10.1186/2211-1522-2-3.
- [93] Dekel S, Mandl C, Solomon Z. Shared and unique predictors of post-traumatic growth and distress. *J Clin Psychol.* 2011;67:241–52. doi:10.1002/jclp.20747.
- [94] Lau BHP, Chan CLW, Ng SM. Resilience of Hong Kong people in the COVID-19 pandemic: lessons learned from a survey at the peak of the pandemic in Spring 2020. *Asia Pac J Soc Work Dev.* 2020;31:105–14.
- [95] Kwok KO, Li KK, Chan HHH, Yi YY, Tang A, Wei WI, et al. Community responses during early phase of COVID-19 epidemic in Hong Kong: risk perception, information exposure and preventive measures. *Emerg Infect Dis.* 2020;26:1575–79. doi:10.3201/eid2607.200500.

- [96] Zmerli S, Newton K. Social trust and attitudes toward democracy. *Public Opin Q.* 2008;72:706–24. doi:10.1093/poq/nfn054.
- [97] Voci A. The link between identification and in-group favouritism: effects of threat to social identity and trust-related emotions. *Br J Soc Psychol.* 2006;45:265–84. doi:10.1348/014466605x52245.
- [98] Prati G, Pietrantonio L. Italian adaptation and confirmatory factor analysis of the full and the short form of the posttraumatic growth inventory. *J Loss Trauma.* 2012;19:12–22.
- [99] Zwahlen D, Hagenbuch N, Carley MI, Jenewein J, Buchi S. Posttraumatic growth in cancer patients and partners – effects of role, gender and the dyad on couples' posttraumatic growth experience. *Psychooncology.* 2010;19(1):12–20.
- [100] Petzold MB, Bendau A, Plag J, Pyrkosch L, Mascarell Maricic L., Betzler F, et al. Risk, resilience, psychological distress, and anxiety at the beginning of the COVID-19 pandemic in Germany. *Brain Behav.* 2020;10:e01745.
- [101] Kim E, Bae S. Gratitude moderates the mediating effect of deliberate rumination on the relationship between intrusive rumination and post-traumatic growth. *Front Psychol.* 2019;10:2665.
- [102] Vishnevsky T, Cann A, Calhoun LG, Tedeschi RG, Demakis GJ. Gender differences in self-reported posttraumatic growth: a meta-analysis. *Psychol Women Q.* 2010;34:110–20.
- [103] Kashdan TB, Kane JQ. Post-traumatic distress and the presence of post-traumatic growth and meaning in life: experiential avoidance as a moderator. *Pers Individ Dif.* 2011;50:84–9. doi:10.1016/j.paid.2010.08.028.
- [104] Antoni MH, Lehman JM, Klibourn KM, Boyers AE, Culver JL, Alferi SM, et al. Cognitive-behavioral stress management intervention decreases the prevalence of depression and enhances benefit finding among women under treatment for early-stage breast cancer. *Health Psychology.* 2001; 20:2032.
- [105] Kar N, Kar B, Kar S. Stress and coping during COVID-19 pandemic: result of an online survey. *Psychiatry Res.* 2021;295:113598.
- [106] Sattler DN, Bloyd B, Kirsch J. Trauma-exposed firefighters: relationships among posttraumatic growth, posttraumatic stress, resource availability, coping and critical incident stress debriefing experience. *Stress Health.* 2014;30:356–65.
- [107] Teasdale E, Yardley L, Schlotz W, Michie S. The importance of coping appraisal in behavioural responses to pandemic flu. *Br J Health Psychol.* 2012;17:44–59.
- [108] Ellena AM, Aresi G, Marta E, Pozzi M. Post-traumatic growth dimensions differently mediate the relationship between national identity and interpersonal trust among young adults: a study on COVID-19 crisis in Italy. *Front Psychol.* 2021;11:576610.
- [109] Baltar F, Brunet I. Social research 2.0: virtual snowball sampling method using facebook. *Internet Res.* 2012;22:57–74.
- [110] Wong CCY, Yeung NCY. Self-compassion and posttraumatic growth: cognitive processes as mediators. *Mindfulness.* 2017;8:1078–87.
- [111] Kaufman K, Petkova E, Bhui K, Schulze T. A global needs assessment in times of a global crisis: world psychiatry response to the COVID-19 pandemic. *BJPsych Open.* 2020;6:e48.
- [112] McDavid D. Viewpoint: investing in strategies to support mental health recovery from the COVID-19 pandemic. *Eur Psychiatry.* 2021;64(1):e32.
- [113] Whitley R, Shepherd G, Slade M. Recovery colleges as a mental health innovation. *World Psychiatry.* 2019;18:141–2.
- [114] Reynolds CF. Optimizing personalized management of depression: the importance of real-world contexts and the need for a new convergence paradigm in mental health. *World Psychiatry.* 2020;19:266–8.
- [115] Sinha M, Collins P, Herrman H. Collective action for young people's mental health: the citiesRISE experience. *World Psychiatry.* 2019;18: 114–5.
- [116] Collins PY. What is global mental health? *World Psychiatry.* 2020;19(3): 265–6. doi:10.1002/wps.20728.
- [117] Phillips MR. World mental health day 2020: promoting global mental health during COVID-19. *China CDC Wkly.* 2020;2(43):844–7. doi: 10.46234/ccdcw2020.220.
- [118] Jorm AF, Kitchener BA, Reavley NJ. Mental health first aid training: lessons learned from the global spread of a community education program. *World Psychiatry.* 2019;18:142–3.
- [119] Kahn JP, Cohen RF, Tubiana A, Legrand K, Wasserman C, Carli V, et al. Influence of coping strategies on the efficacy of YAM (Youth Aware of Mental Health): a universal school-based suicide preventive program. *Eur Child Adolesc Psychiatry.* 2020;29(12):1671–81. doi:10.1007/s00787-020-01476-w.
- [120] Papola D, Purgato M, Gastaldon C, Bovo C, van Ommeren M, Barbui C, et al. Psychological and social interventions for the prevention of mental disorders in people living in low- and middle-income countries affected by humanitarian crises. *Cochrane Database Syst Rev.* 2020;9(9): CD012417.
- [121] D'Arcy C, Meng X. Prevention of common mental disorders: conceptual framework and effective interventions. *Curr Opin Psychiatry.* 2014;27(4): 294–301.
- [122] Barry MM, Clarke AM, Petersen I. Promotion of mental health and prevention of mental disorders: priorities for implementation. *East Mediterr Health J.* 2015;21(7):503–11.