

James Mackenzie's well-known views, the future of medicine rests. The regular study of the "Medical Annual" will certainly help the general practitioner towards the development of the commanding status which Sir James Mackenzie postulates for him. J. D.-G.

Handbook of Diseases of the Nose, Throat, and Ear: For Students and Practitioners. By W. S. SYME, M.D., F.R.F.P. & S.G., F.R.S.E.

In this little handbook the whole field of the diseases of the nose, throat and ear is reviewed in just over 300 pages. The page is small, and the type relatively large. It will therefore be readily understood that hardly more than a hurried outline of the triple subject is presented, and, indeed, could be presented within the limits of a scope so narrow.

Dr. Syme rigidly confines himself to facts and conclusions derived from his own wide experience, but few authorities are quoted, and no space is devoted to theory or to themes of a controversial nature. The result is a clear and safe, but cursory view—sometimes, it may be objected, too general and remote—of the whole ground, but valuable to those who are about to begin their training in these subjects.

The relative importance of some parts of the speciality is, perhaps, not sufficiently brought out, for we find the whole subject of intrathoracic endoscopy enclosed within ten or eleven pages, and illustrated by two plates.

In the section devoted to diseases of the nose the author shows a preference for the intranasal treatment of the suppurating frontal sinus, the external operation being denounced as "a very severe and prolonged procedure."

It is interesting to observe that the author has applied treatment by means of bronchoscopy in dealing with many cases of spasmodic asthma, and "with very beneficial results."

The little book is supplied with a good index. Archer Ryland.

NOTES AND QUERIES.

ROYAL SOCIETY OF MEDICINE: OTOLOGICAL SECTION.

The next meeting of this Section will be held on Friday, November 19 next. Notices and papers should be sent in not later than Tuesday, November 2. Secretaries: Mr. Lionel Colledge and Mr. Norman Patterson.

ROYAL SOCIETY OF MEDICINE: LARYNGOLOGICAL SECTION.

The next meeting of this Section will be held on Friday, December 3 next. Notices and papers should be sent in not later than Tuesday, November 23.

BOOKS RECEIVED.

Anæsthetics: Their Uses and Administration. By *Dudley Wilmot Buxton, M.D., B.S.* Sixth edition. London: H. K. Lewis & Co. Ltd., 1920.

Handbuch der Speziellen Chirurgie des Ohres und der Oberen Luftwege. Herausgegeben von *Dr. L. Katz* and *Prof. Dr. F. Blumenfeld.* Leipzig and Wurzburg, 1919.

Ohrenheilkunde für den praktischen Arzt. By *Prof. Dr. Rudolf Leidler.* Berlin and Vienna, 1920.

Jahrbuch für Kinderheilkunde und Physische Erziehung. 92 and 93, der dritten Folge. Berlin, 1920.

CENTRAL LONDON THROAT AND EAR HOSPITAL

GRAY'S INN ROAD (Near King's Cross Stations.)

Large Out-Patient Clinics. Over 12,000 new patients last year.
In-Patient Department, 43 beds.

The work carried on at this Hospital comprises :

1. **The Daily Out-Patient Clinic.**

Monday, Wednesday, Thursday, Friday, Saturday, 2 p.m. Tuesday, 5 p.m.
 Conducted by

DR. ABERCROMBIE	DR. ATKINSON	DR. NICOL RANKIN
MR. STUART LOW	DR. DAN MCKENZIE	MR. ARCHER RYLAND
DR. ANDREW WYLIE	MR. HAROLD KISCH	

2. **The Minor Operations.**

These are performed at 9 a.m. on Monday, Tuesday, Wednesday, Thursday, Friday.

3. **The In-Patient Department.** **Major Operations.**

These take place at 2 o'clock on Monday, Tuesday, Wednesday, Thursday, Friday.
 The list of operations is to be seen on the notice board in the Out-patient Consulting Room.

4. **Lectures and Demonstrations.**

Courses of Practical Instruction are given throughout the year by Members of the Staff, on Tuesdays and Fridays, at 3 p.m. punctually.

The Courses consist of two classes twice a week devoted to Anatomy, Pathology, Diagnosis and Treatment of the special diseases dealt with at the Hospital. They may be joined at any time.

A **Surgical Anatomy and Operative Surgery Class** is held when desired. The teaching is practical and demonstrative, and is illustrated by diagrams, models, specimens and instruments.

5. **The Pathological Laboratory**

Is at all times available to students. Dr. Wyatt Wingrave, Pathologist to the Hospital, is in attendance Monday, Wednesday, Friday, 3 p.m.

Clinical Assistants

Are appointed from among those gentlemen who have enrolled themselves for attendance on the practice of the Hospital.

Further particulars may be had on application to the Dean.

Fees.

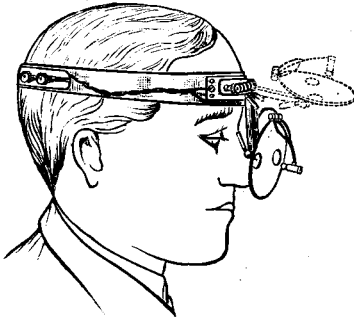
For attendance on the practice of the Hospital (Clinical Assistants)—

Three months	...	5 guineas.
Six	„	8 „
Perpetual ticket	...	10 „
Operative Surgery Class	...	5 „

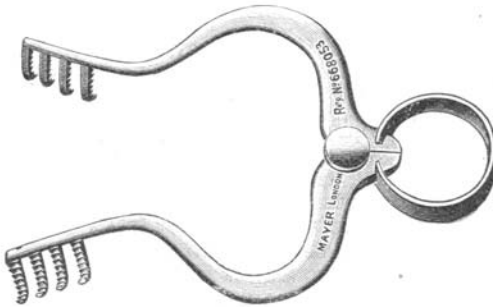
Clinical Assistants are admitted to the Lectures and Demonstrations free.

HAROLD KISCH, F.R.C.S.,
 Dean.

RICHARD KERSHAW,
 Secretary Superintendent.

A NEW HEAD LAMP.Devised by **GILBERT CHUBB, M.B., D.Sc.Lond., F.R.C.S.Eng.**

An improved lamp on the Klar principle; fitted with unbreakable mirror of speculum metal; easily adjusted and economical in use. (Vide *Lancet*, March 13th, 1920.)

**A MASTOID RETRACTOR**

Designed by **B. SEYMOUR JONES, F.R.C.S.,**
Surgeon, Birmingham Ear and Throat Hospital.

A simple self-retaining spring retractor; easily placed in position and removed and not liable to slip when in use.

A TONGUE HOLDER & DEPRESSOR for Tonsillectomy.

Suggested by **JAMES DONELAN, Ch.M., M.B.**

When removing the tonsils by dissection this tongue forceps has been found useful. The points are inserted transversely and well back in the dorsum of the tongue, which is depressed so as to give a good view and free the respiratory passages.



Particulars on application to

Mayer & Phelps

**CHIRON HOUSE,
59 & 61, New Cavendish St.,
LONDON, W. 1.**




Telephone:
MAYFAIR 6320 (2 lines).

Telegrams:
"TREPINE, WESDO, LONDON."

Mayer & Phelps

CHIRON HOUSE,
59-61, New Cavendish St.,
London, W. 1.

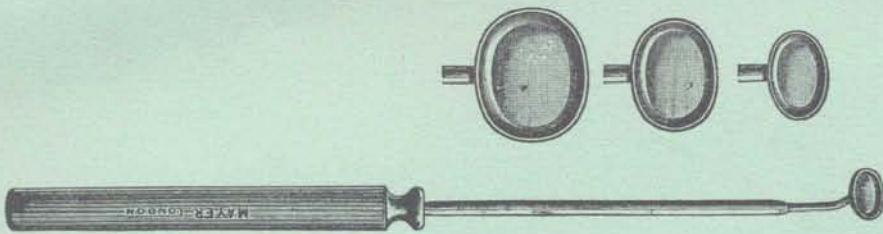


Chiron Examination Lamp (Regd.)

The Chiron Lamp has been approved by many leading Specialists, and we have no hesitation in recommending it as superior to any lamp yet produced. The Burner of the $\frac{1}{2}$ -Watt type, of special design, gives a brilliant illumination of about 200 candle-power.

TONSIL PASTE APPLICATOR.

Devised by IRWIN MOORE, M.B., C.M.Edin., Surgeon to the Throat Hospital, Golden Square.



Vide "The Treatment of Enlarged or Diseased Tonsils in Cases where Surgical Procedures are Contra-indicated" (*Journal of Laryngology*, October, 1919).

Trade
Mark

Atomol⁹

SPRAY SOLUTIONS

A comprehensive
series for the
treatment of
*Acute & Chronic
Rhinitis,
Bronchial Catarrh,
Chronic Laryngitis,
Influenzal Catarrh,
etc.*

Brochure giving the formulæ
of the series sent free on
request.

*Contain accurate amounts
of active drugs.*

ALLEN & HANBURY'S, LTD.
7, VERE STREET, W.1.

