

The Journal of Laryngology and Otology

EDITED BY
WALTER HOWARTH

WITH THE ASSISTANCE OF
W. M. MOLLISON


Contents

THE PROBLEM OF EARLY LARYNGEAL TUBERCULOSIS	DR. N. RH. BLEGVAD
THE RENAISSANCE OF OTOTOLOGY: JOSEPH TOYNBEE AND HIS CONTEMPORARIES	DOUGLAS GUTHRIE
CLINICAL RECORDS—	
A CASE OF ABSENCE OF SALIVARY SECRETION	H. S. SHARP
OVERLOOKED FOREIGN BODY IN ŒSOPHAGUS; RETRO-ŒSOPHAGEAL ABSCESS, LARYNGEAL ŒDEMA; TRACHEOTOMY: SEPTICŒMIA, DEATH	E. WATSON-WILLIAMS
SOCIETIES' PROCEEDINGS—	
ROYAL SOCIETY OF MEDICINE—SECTION OF LARYNGOLOGY	
AMERICAN LARYNGOLOGICAL ASSOCIATION	
PARIS HOSPITALS—SOCIETY OF LARYNGOLOGY	
ABSTRACTS—	
THE EAR	THE TONSIL AND PHARYNX
THE NOSE AND ACCESSORY SINUSES	MISCELLANEOUS
GENERAL NOTES	

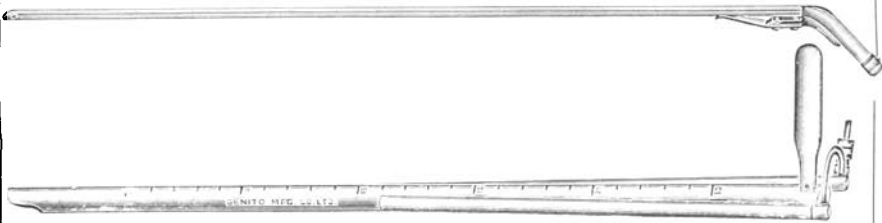
London
Headley Brothers
109 Kingsway, W.C.2

Monthly, 4/- net post free

Annual Subscription, 40/- net



**NEGUS' ENDOSCOPIC TABLE
WITH SUCTION PUMP**



Esophagoscope with detachable Suction Tube and Proximal
Lighting as designed for V. E. NEGUS, M.S., F.R.C.S.

Obtainable in 4 sizes

MADE BY

THE G_{ENITO}. U_{RINARY} MFG. CO. LTD.

28a DEVONSHIRE STREET, LONDON, W.1

Telephone:
WELBECK 3520, 3529

Telegrams:
CYSTOSCOPE, WESDO, LONDON

Please mention *The Journal of Laryngology* when replying to advertisements

GUY'S SILENT SUCTION APPARATUS

as made for

WM. MAYHEW MOLLISON, C.B.E., F.R.C.S.

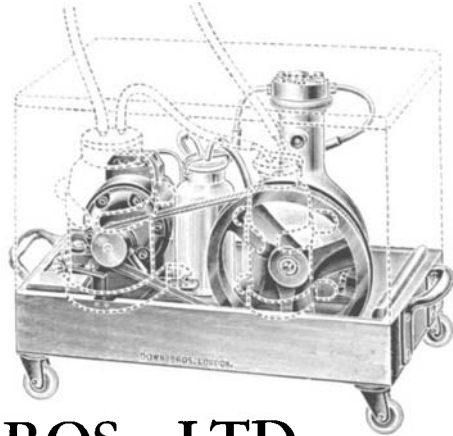


“ An efficient *silent* suction apparatus is essential in many throat investigations and operations and indeed is used for many operations on other parts of the body.

“ The above illustration shows an Electric Suction Apparatus which can rightly claim to be more efficient than the apparatus generally in use. The suction is continuous and so powerful that clots of blood and the most tenacious mucus are quickly removed. The apparatus is quiet and can easily be moved about the operation theatre and from one theatre to another. It is possible to use it for intra-tracheal

insufflation at the same time as suction since the pump delivers sixty litres of air per minute. The valves in the cylinder head are strong and specially designed for silence in operation and the sump of the machine carries enough oil for six months' continuous use; this ensures efficiency with the minimum of attention. The entire unit is mounted in a robust mahogany case which is fitted with four rubber-tyred castors. On the side of the case two large screw necked bottles are mounted. These bottles are the commercial “Kilner” type and can therefore be replaced with the minimum of expense. Blood and other fluids are removed from the operating field by the suction plant and find their way into the big bottle. The second bottle is a safety trap in the unlikely event of the first bottle becoming full at a moment when it is inconvenient to change it.

“ There are no resistances to regulate the speed and in order to use the apparatus it is only necessary to connect it to the main electrical supply.” The makers are Down Bros., Ltd., London.



DOWN BROS., LTD.

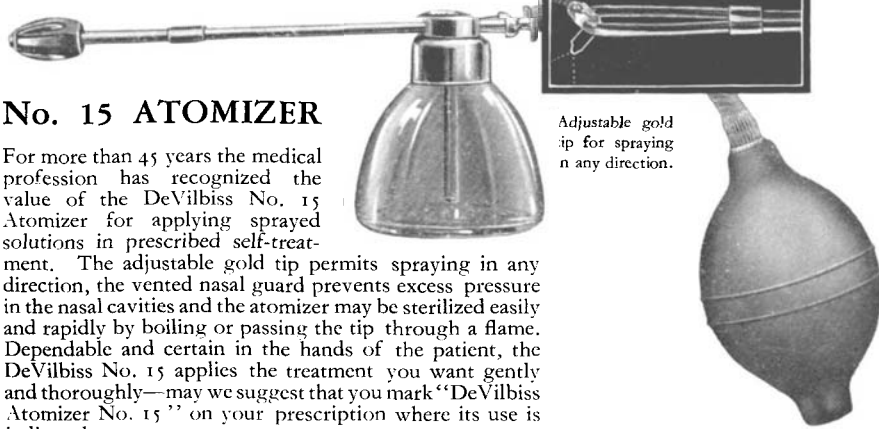
21 & 23 ST. THOMAS'S STREET, LONDON, S.E.1
(Opposite Guy's Hospital)

and at 22a CAVENDISH SQUARE, LONDON, W.

Telephone: MAYFAIR 0406

Please mention *The Journal of Laryngology* when replying to advertisements

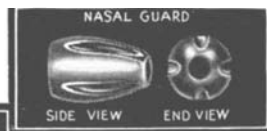
PRESCRIBE DeVilbiss



No. 15 ATOMIZER

For more than 45 years the medical profession has recognized the value of the DeVilbiss No. 15 Atomizer for applying sprayed solutions in prescribed self-treatment. The adjustable gold tip permits spraying in any direction, the vented nasal guard prevents excess pressure in the nasal cavities and the atomizer may be sterilized easily and rapidly by boiling or passing the tip through a flame. Dependable and certain in the hands of the patient, the DeVilbiss No. 15 applies the treatment you want gently and thoroughly—may we suggest that you mark “DeVilbiss Atomizer No. 15” on your prescription where its use is indicated.

Ventilating Grooves prevent excess pressure in Nasal Cavities.

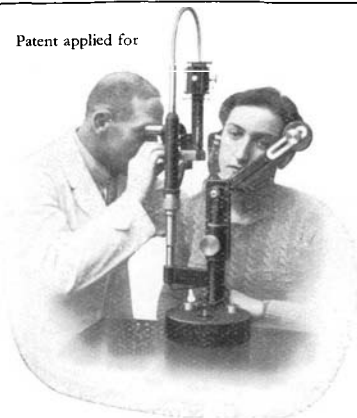


Adjustable gold tip for spraying in any direction.

AEROGRAPH Co. Ltd., 43 Holborn Viaduct, London, E.C.1. Sole distributors of DEVILBISS products in the United Kingdom. Telephone: Holborn 1257 and 1258

CVS-86

Patent applied for



THE NEW OTO-MICROSCOPE

A Big Step Forward!

Specially suited for both Practising Surgeons and Research Workers

Printed description free

**HAAG-STREIT, Bern,
Seilerstrasse 9, Switzerland**

For Advertisement space in this Journal apply to :
HEADLEY BROTHERS, 109 Kingsway, London, W.C.2

Please mention *The Journal of Laryngology* when replying to advertisements

CENTRAL LONDON THROAT, NOSE AND EAR HOSPITAL GRAY'S INN ROAD

(Near King's Cross Stations)

DAILY CLINICS. LECTURES ON FRIDAYS, 4 p.m.

OVER 11,000 NEW PATIENTS YEARLY. 50,000 ATTENDANCES.

IN-PATIENT DEPARTMENT (Hospital and Recovery Home), 104 BEDS.

COURSES IN ANATOMY AND PHYSIOLOGY by the Teacher in Anatomy for Part I of the D.L.O. Examination, and CLINICAL COURSES by the Honorary Medical Staff for Part II of the Examination are given twice yearly.

COURSES IN METHODS OF EXAMINATION AND DIAGNOSIS at frequent intervals.

SURGEONS

Mr. HAROLD KISCH

Mr. C. GILL-CAREY

Mr. ARCHER RYLAND

Mr. J. D. McLAGGAN

Mr. F. W. WATKYN-THOMAS

Mr. W. A. MILL

ASSISTANT SURGEONS

Mr. A. LOWNDES YATES, Mr. N. ASHERSON, Mr. W. G. SCOTT-BROWN

CLINICAL ASSISTANTS

available for periods of three, six or twelve months.

The teaching provided covers all the requirements of students taking the D.L.O. (R.C.P. & S.Eng.)

Further particulars on application to

C. GILL-CAREY, F.R.C.S. Ed., *Dean.*

JOHN H. YOUNG, *Secretary-Superintendent.*

GOLDEN SQUARE THROAT, NOSE AND EAR HOSPITAL

Near Piccadilly Circus LONDON, W.1 *Gerrard 4058*

HONORARY MEDICAL STAFF

SURGEONS: Mr. Lionel Colledge; Mr. F. Cunliffe Ormerod; Mr. A. R. Dingley; Mr. Gilbert H. Howells; Mr. J. F. Simpson; Mr. S. A. Beards; Mr. J. C. Hogg.

ASSISTANT SURGEONS: Mr. J. Roydon Peacock; Mr. J. P. Monkhouse; Mr. Maxwell Ellis; Mr. G. Livingstone.

PHYSICIANS: Dr. C. F. Lakin; Dr. N. L. Rusby.

NEUROLOGIST: Dr. L. R. Yealland.

PATHOLOGIST: Dr. R. B. Hervey-Wyatt.

OPHTHALMOLOGIST: Mr. F. A. Williamson-Noble.

GENERAL SURGEON: Mr. J. B. Hunter.

DENTAL SURGEON: Mr. B. Mendleson.

RADIOLOGIST: Dr. Hope.

ANÆSTHETISTS: Dr. G. I. Moriarty; Dr. A. W.

Matthew; Dr. S. Coffin; Dr. F. Longhurst;

Dr. D. Lewis; Dr. C. Hochschild; Dr. G. Edwards;

Dr. Blair Gould; Dr. Broad.

The Hospital has 100 beds for In-patients and an annual Out-patient attendance of over 60,000.

CLINICAL INSTRUCTION

Clinical instruction in the Diagnosis and Treatment of Diseases of the Ear, Nose, and Throat is given in the Out-patient Department from 2 to 5 p.m. daily, and on Tuesdays and Thursdays from 6 to 9 p.m. also. Major operations are performed every morning and afternoon, except Saturdays, in the In-patient Operating Theatres. Minor Operations are performed in the Out-patient Operating Theatre on three mornings a week.

Practitioners and Medical Students are admitted to the practice of the Hospital as Post-Graduates.

Clinical Assistants, whose duty it is to assist the staff, are appointed as vacancies occur.

For further information apply to the Dean: GILBERT H. HOWELLS.

In addition to the General Wards, there are Semi-private Wards and 11 Private Rooms. The charge for a Private Room is 7 guineas a week, plus a fee for the surgeon.

Further particulars may be obtained from F. P. CARROLL, *Secretary-Superintendent.*

Please mention *The Journal of Laryngology* when replying to advertisements

BINDING

Journal of Laryngology & Otology

Subscribers wishing to have their Journals bound can do so by sending them to the Publishers.

Volumes are strongly bound in whole dark blue buckram cases, with gilt tops and gold lettering on spine. The cost of binding is 8s. 6d. per volume including postage.

Missing parts can be supplied at 4s. each, or the whole volume, complete in the above binding, for 45s. 6d.

Publishers' cases can be supplied for 3s. 6d.

HEADLEY BROTHERS, 109 KINGSWAY, LONDON, W.C.2

BACK NUMBERS OF THE

Journal of Laryngology & Otology

Back numbers of most issues of this Journal can be obtained from the Publishers, HEADLEY BROTHERS, 109 Kingsway, London, W.C.2. The following, however, are out of print, and no stock is at present available:

1887	January, April-June, and August-December.	1896	February and March.
1888	January-March, and August.	1897	January, June and August-October.
1889	November.	1902	February.
1890	August, October and November.	1914	August.
1891	January, March, June and September.	1916	April.
1892	January, and March-December.	1920	January and August.
1893	January and February.	1921	January-June, and September.
1894	November.	1924	January-March and July-December.
1895	January, February and August.	1931	October and November.
		1935	November.

If any subscribers have any of these copies which they do not need, it would be greatly appreciated if they would return them to the Publishers who will refund the full published price.

HEADLEY BROTHERS, 109 KINGSWAY, LONDON, W.C.2

Please mention *The Journal of Laryngology* when replying to advertisements

Mail Your Order Now!

PROBLEMS OF THE DEAF

By **MAX A. GOLDSTEIN, M.D., F.A.C.S.**

610 Pages—273 Illustrations—Leather Bound

\$6.00 Postage prepaid

An unusual, authoritative and comprehensive volume of XIX chapters, covering every phase of work with the Deaf, Deafened and Speech Defective, by an otologist and teacher of 40 years' experience, including :

Chronological History of Deafness—Anatomy and Physiology—Mechanics of Speech—Speech Defects—Cerebral Localization—Hearing Tests—Methods of Instruction—The Acoustic Method—Training of Teachers—The Deaf Child—Hard-of-Hearing Child—Physician and Deaf Child—Parent of Deaf Child—Deafened Adult—Hearing Aids—Schools for the Deaf—Quacks and Quackeries—Research.

Published by **THE LARYNGOSCOPE PRESS**

4574 West Papin Street

ST. LOUIS, MO.

FOURTH EDITION.

FULLY REVISED.

Demy 8vo, 473 pp. 243 Text Illustrations and 21 plates (of which 8 are in colour). 20s. net, postage 6d.

DISEASES OF THE NOSE, THROAT AND EAR

For Practitioners and Students

Edited by **A. LOGAN TURNER, M.D., LL.D., F.R.C.S.E.**

Consulting Surgeon, Ear and Throat Department, Royal Infirmary, Edinburgh

With the collaboration of

J. S. FRASER, M.B., F.R.C.S.E., J. D. LITHGOW, M.B., F.R.C.S.E., G. EWART MARTIN, M.B., F.R.C.S.E., DOUGLAS GUTHRIE, M.D., F.R.C.S.E., CHARLES E. SCOTT, M.B., F.R.C.S.E., and JOHN P. STEWART, M.D., F.R.C.S.E.

"There is no other book which includes laryngology and otology with such success. . . . The present edition should surpass the previous issues in popularity."—*British Medical Journal.*

Bristol: John Wright & Sons Ltd.

London: Simpkin Marshall Ltd.

ROGERS' STANDARD SPRAYS

HAVE A

WORLD-WIDE REPUTATION

For Efficiency & Reliability

They are made in many forms, scientifically designed for

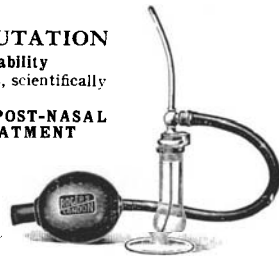
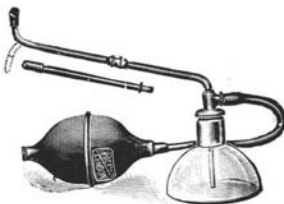
NASAL, PHARYNGEAL, POST-NASAL and LARYNGEAL TREATMENT

Particulars gladly supplied on request

Sole Manufacturer—

FRANK A. ROGERS (LATE OF OXFORD ST.)

1 Beaumont Street, London, W.1



Please mention *The Journal of Laryngology* when replying to advertisements

The Journal of Laryngology and Otology

(Founded in 1887 by MORELL MACKENZIE and NORRIS WOLFENDEN)

EDITED BY

WALTER HOWARTH

ASSISTED BY

W. M. MOLLISON

1. Original Articles are accepted on the condition that they have not been published elsewhere.
2. Manuscripts should be typewritten, on one side only of the paper, and well spaced.
3. Galley proofs and engraver's proofs of illustrations are sent to the author. Corrections, which should be kept to a minimum, must be clearly marked and no additional matter added.
4. Orders for reprints should be sent when returning galley proofs, and for this purpose special forms are supplied, on which the price of the reprints is stated.
5. Authors of Original Communications on Oto-Laryngology in other Journals are invited to send a copy, or two reprints, to the *Journal of Laryngology*. If they are willing, at the same time, to submit their own abstract (in English, French, Italian, or German) it will be welcomed.
6. Editorial Communications may be addressed to THE EDITOR, *Journal of Laryngology*, c/o HEADLEY BROTHERS, 109 Kingsway, London, W.C.2.
7. The Annual Subscription commencing with the January issue is Two Pounds sterling, post free, and is payable in advance.
8. Single copies, both of the present and the previous series, are on sale at Four Shillings each.
9. All Subscriptions, advertising and business communications should be sent to the Publishers, HEADLEY BROTHERS, 109 Kingsway, London, W.C.2.

United States of America

Orders for this Journal may be sent either through a local bookseller, or to Messrs. G. E. STECHERT & CO., 31-33 East 10th Street, New York, or may be sent direct to the Publishers, HEADLEY BROTHERS, 109 Kingsway, London, W.C.2, England.

Please mention *The Journal of Laryngology* when replying to advertisements

CONTENTS

	PAGE
THE PROBLEM OF EARLY LARYNGEAL TUBERCULOSIS. Dr. N. Rh. Blegvad (Copenhagen)	153
THE RENAISSANCE OF OTOLOGY: JOSEPH TOYNBEE AND HIS CONTEMPORARIES. Douglas Guthrie (Edinburgh)	163
CLINICAL RECORDS—	
A Case of Absence of Salivary Secretion. H. S. Sharp (London)	177
Overlooked Foreign Body in Œsophagus; Retro-Œsophageal Abscess, Laryngeal Œdema; Tracheotomy; Septicæmia, Death. E. Watson-Williams (Bristol)	179
SOCIETIES' PROCEEDINGS—	
Royal Society of Medicine—Section of Laryngology	180
American Laryngological Association	188
Paris Hospitals—Society of Laryngology	194
ABSTRACTS—	
The Ear	207
<p style="margin-left: 2em;">Ventricular communication and Internal Hydrocephalus as complications of Brain Abscess. F. McGuckin; Simple Mastoid Operation and some functional results. Fred. W. Graef; Suppuration in the Petrosal Pyramid. (<i>Symposium before the American Otological Society</i>); Acute Suppurative Otitis Media in Measles: A report of 427 patients. Horace J. Williams; Development of a Theory of Hearing and a Method of Galvano-therapy based upon the Phenomena of "After Images" and Neuro-electricity. E. Kupfer; On the Question of Polyotia. O. Kahler; The Hard of Hearing Child. Aphrodite J. Hofdommer; Vestibular (Barány) Tests in the Diagnosis and Localization of Intracranial Lesions. George M. Coates, Benjamin H. Shuster and Herman B. Slotkin; Certain Auricular Manifestations of Tuberculosis. Professor Pietro Brisotto; Tuberculosis of the Middle Ear. N. Rh. Blegvad; Tuberculosis and the Organ of Hearing. E. Urbantschitsch; The Resistance of the Petrous Bone to the Development of Experimental Tuberculosis. Professor Espedito di Laura; The Ear in Tuberculosis. Dr. G. G. Bettin; Hæmorrhage following Paracentesis of the Tympanic Membrane. Professor Federico Federici; A Pathological and Clinical Study of Acute Mastoiditis. F. Altman; Nerve Deafness due to Disturbance of Internal Secretion. E. Alföldy; On Phlegmonous Erysipelas and Septicæmia following Mastoid Operations. E. Roenau.</p>	
The Nose and Accessory Sinuses	219
<p style="margin-left: 2em;">The association of Filtrable Virus and Bacteria in the production of Experimental Sinusitis. C. S. Linton; Is Sinus Trouble being overstressed? A critical survey of the Sinus Problem. Emanuel Krinsky; Infections of the Nose from Vaccine Pustules. H. Weinhold; Osteomyelitis of the Frontal Bone. H. P. Mosher.</p>	
The Tonsil and Pharynx	222
<p style="margin-left: 2em;">Case of Naso-Pharyngeal Fibroma. Richard Flynn; The Sore Throat in Early Syphilis. John W. Brittingham; Case of Phlegmon of the Floor of the Mouth after Follicular Tonsillitis. H. Brunner.</p>	
Miscellaneous	223
<p style="margin-left: 2em;">Ocular manifestations of Rhinogenic and Otogenic Intracranial Complications. Edmund B. Spaeth; Roentgenotherapy of Epitheliomas of the Upper Air Passages. Dr. Henri Coutard. Disturbance of Vision following the injection of Adrenalin in Angio-fibroma of the Nasal Cavity. Dr. Jiro Kato; Cavernous Sinus Thrombosis of Tonsillar Origin with Recovery. A. Jauerneck; Acute Laryngo-tracheo-bronchitis. Chevalier Jackson and Chevalier L. Jackson; Oral Complications of Chronic Alcoholism. M. A. Blankenhorn and Tom D. Spies; A Case of Diphtheritic Hemiplegia. J. M. Todesco; The Nose and Throat in Relation to the Rheumatic Diseases. H. Barwell; Introduction to the study of Tumours called Cylindromas. F. Lemâitre, G. Ardoin and Y. Lemâitre; On the Relationship between the Histological Malignancy and the Clinical Malignancy of Epithelioma of the Upper Respiratory and Food Passages. Georges Portmann, Barraud and Mougneau; Researches on the Active Substance of Grass Pollen. C. E. Benjamins (in collaboration with H. A. E. van Dishoeck and Mlle J. L. M. German); Thrombo-phlebitis of the Cavernous Sinus of Tonsillar origin. Dott. E. Tavanì.</p>	
GENERAL NOTES	232