

The Journal of *Hom* Laryngology and Otology

EDITED BY
G. H. BATEMAN

ASSISTANT EDITOR
LIONEL TAYLOR

Contents

✓ Combined approach tympanoplasty	M. A. O'BRIEN	883 ✓
✓ Tympanic membrane homograft: Further evaluation	G. D. L. SMYTH, A. G. KERR and R. J. GOODEY	891 ✓
✓ The use of the Foley balloon catheter in the tripod fracture	A. G. D. MARAN and G. W. GLOVER	897 ✓
✓ Choanal atresia	J. N. G. EVANS and R. F. MACLACHLAN	903 ✓
✓ Mast cells in nasal polyps	R. DONOVAN	931 ✓
✓ Laryngeal intubation granuloma	Y. E. ELSAMMA, I. MOSSALLAM, A. F. EL KHODARY and A. Y. HABEEB	939 ✓
✓ Laryngeal papillomatosis	T. B. DUFF	947 ✓
✓ Clinical records—		
✓ Sensorineural deafness following myringoplasty operations	P. G. BICKNELL	957 ✓
✓ Double nose	P. GHOSH, K. DADA, S. GUPTA, N. JAMWAL and R. DALJIT	963 ✓
✓ Sarcoma of the petrous temporal bone presenting as the jugular foramen syndrome	R. P. AGARWALA and D. H. ORRELL	971 ✓
✓ Pleomorphic adenoma of nasal septum	M. A. MAJED	975 ✓
✓ Sebaceous glands of the buccal mucosa	K. N. BROWN, D. E. JOBBINS and R. E. REWELL	977 ✓
✓ A case of infectious mononucleosis presenting with a bilateral facial palsy	DENNIS MENDONCA	981 ✓
✓ Facial paralysis by direct transtympanic trauma	M. M. L. ARORA, TAPAN BHATTACHARYA and YOGINDER N. MEHRA	983 ✓
Societies' proceedings		985
Correspondence		987
General notes		993

Headley Brothers Ltd

Ashford, Kent

Annual Subscription £8 net, U.S.A. \$23

Monthly, £1 net, post free

The Journal of Laryngology and Otology

(FOUNDED in 1887 by MORELL MACKENZIE and NORRIS WOLFENDEN)

EDITED BY

G. H. BATEMAN

ASSISTANT EDITOR

LIONEL TAYLOR

1. Original articles which have not been published elsewhere are invited and should be sent to the Editor. They are considered for publication on the understanding that they are contributed to this *Journal* solely. Reproduction elsewhere, in whole or in part, is not permitted without the previous written consent of the Author and Editor and the customary acknowledgement must be made.

2. Manuscripts should be typewritten, on one side only of the paper, and well spaced. Captions to illustrations should be typed on a separate sheet and sent at the same time as original photographs, etc.

The Harvard system of recording references should be used, e.g. GREEN, C., and BROWN, D. (1951), *Journal of Laryngology and Otology*, 65, 33. The titles of all Journals should be given without abbreviation.

It is most important that authors should verify personally the accuracy of every reference before submitting a paper for publication.

3. Galley proofs and engraver's proofs of illustrations are sent to the author. Corrections, which should be kept to a minimum, must be clearly marked, and no extra matter added. Proofs should be returned within 5 days.

4. Illustration blocks will normally be held by the Printers for three years, after which they will be destroyed. Any author is entitled to have these returned to him, but a request for this must be sent within three years of the appearance of the article, to HEADLEY BROTHERS LTD., The Invicta Press, Ashford, Kent. Coloured illustrations will be charged to authors, unless a special grant is authorized by the Editor.

5. Orders for reprints must be sent when returning galley proofs, and for this purpose special forms are supplied.

6. Editorial communications may be addressed to THE EDITOR, *Journal of Laryngology*, c/o HEADLEY BROTHERS LTD., The Invicta Press, Ashford, Kent.

7. The annual subscription is £8 (eight pounds sterling) post free; U.S.A. \$23 post free, and payable in advance.

8. Single copies of current or back numbers (when available) will be on sale at £1 (including postage) each.

9. All subscriptions, advertising and business communications should be sent to the publishers, or subscription agents.

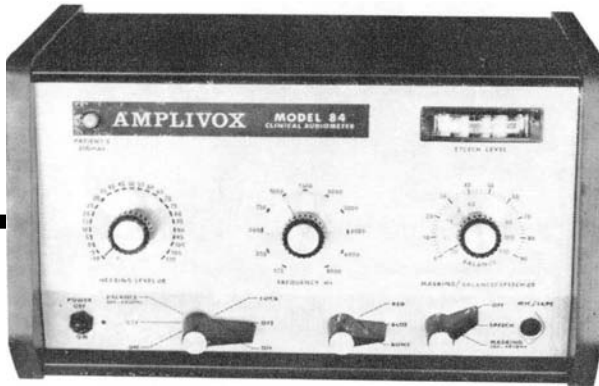
HEADLEY BROTHERS LTD.

The Invicta Press, ASHFORD, Kent.

© *Journal of Laryngology and Otology Ltd.*, 1971

AMPLIVOX 84

The successor to the world's most widely used clinical Audiometer.



**Take a look at all the advantages you get
with this superb audiometer.**

- *Pure tone at eleven frequencies—now including 750 Hz*
- *Bone conduction at eight frequencies*
- *Narrow band masking via insert and headphones
Automatic presentation*
- *ISO specification*
- *Trimpot calibration*
- *Continuously variable second channel for ABLB
(Fowler) recruitment test*
- *Tone decay test*
- *Illuminated patient's signal*

PLUS *Calibrated speech audiometry via microphone or tape.*

Write now for illustrated brochure to :

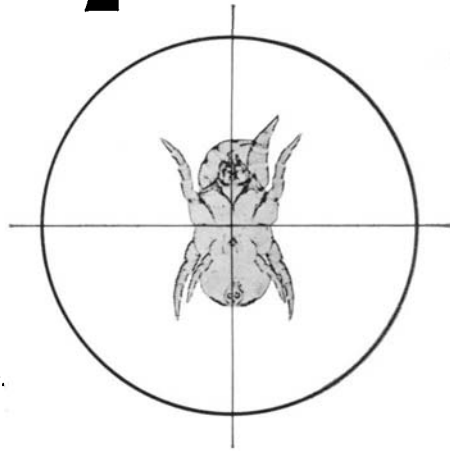
AMPLIVOX HEARING CONSERVATION LTD

Beresford Avenue, Wembley, Middx. HAO 1RU. Phone : 01-902 8991

"A safe and effective method of treating house dust mite sensitivity"¹

This was the conclusion reached by a group of British clinicians, in a preliminary report on ALLPYRAL-MITE FORTIFIED HOUSE DUST.

For those patients with house dust mite sensitivity, ALLPYRAL-MITE FORTIFIED HOUSE DUST offers specific hypo-sensitisation therapy; the preliminary report, on an uncontrolled trial, suggests that good results might be achieved in as many as 83% of patients.



1. Munro-Ashman, D. et al (1970) – IN PRESS.

Allpyral mite fortified house dust

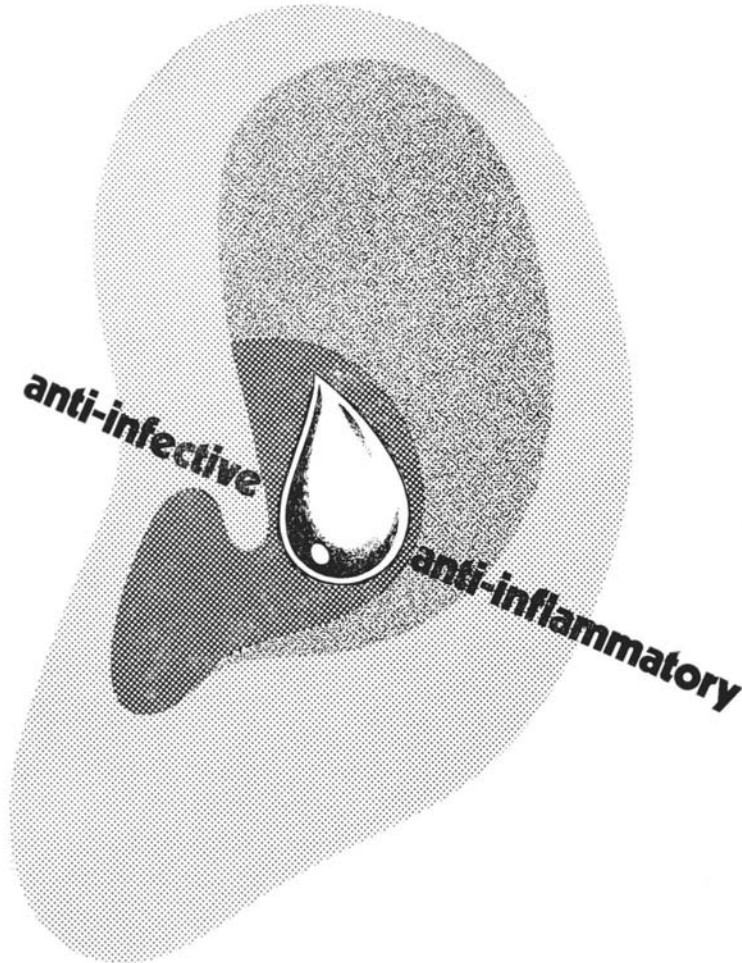
Like all Allpyral allergen extracts, mite fortified house dust is prepared by pyridine extraction and alum precipitation. This type of extract has been shown to give fewer reactions than the traditional aqueous extracts.

Full information is available on request



DOME LABORATORIES, DIVISION OF MILES LABORATORIES LTD
STOKE COURT, STOKE POGES, SLOUGH, BUCKS. TEL: FARNHAM COMMON 2151 2723

ALLPYRAL is a trade mark DM 444



the drop that soothes and clears infected ears

soothes by reducing inflammation with hydrocortisone
clears by rapidly destroying virtually all bacteria commonly
found in ear infections

* OTOSPORIN drops contain polymyxin B sulphate, neomycin sulphate
and hydrocortisone in a bland suspension designed to facilitate penetration.
Supplied in dropper bottles of 5 ml. Full information is available on request.

*Trade Mark

OTOSPORIN



Burroughs Wellcome & Co.
(The Wellcome Foundation Ltd.) Dartford, Kent

Please mention *The Journal of Laryngology and Otology* when replying to advertisements

THE LARYNGOSCOPE

A Monthly Journal
devoted to the disease of
EAR, NOSE AND THROAT

*Official organ for the American Laryngological
Rhinological and Otological Society*

Price \$24.00 per year Canada \$25.00 per year
Foreign \$25.00 per year

ESTABLISHED 1896

THEODORE E. WALSH, M.D.
EDITOR

222 PINE LAKE ROAD, COLLINSVILLE,
ILLIOIS 62234

For advertisement space in this Journal

apply to

HEADLEY BROTHERS LTD.

Ashford, Kent

Please mention *The Journal of Laryngology and Otology* when replying to advertisements



THE NEW ACOUSTIC IMPEDANCE METER

PETERS

Audiometers and Sound Proof
Rooms for clinics, hospitals, schools and
factories all over the world

Literature and further information from:

PETERS

Head Office: 55 Clarkehouse Road,
Sheffield S10 2LE Telephone 0742 64434

Regional Sales and Service Centres

London: 45 New Cavendish Street,
London W1 Telephone 01-935 2604

South West England: 7 St. Augustine's Parade,
Bristol BS1 4 HX Telephone 0272 20737

Please mention *The Journal of Laryngology and Otology* when replying to advertisements



the complete de-bugging device

clears both fungi and bacteria in ear infections

Candida albicans and *Aspergillus niger* are isolated in over 20 per cent of cases of otitis externa, and if high success rates are to be achieved treatment must take account of this. Otoseptil[®] ear drops employs a very broad-spectrum attack with efficient anti-inflammatory action.

The new antibiotic ester—neomycin undecylenate—provides potent dual bactericidal and antifungal activity.

Tryrothricin (containing gramicidin and tyrocin) effectively eliminates resistant Gram-positive cocci, while Hydrocortisone alcohol exerts its characteristic anti-inflammatory action. Rapid tissue contact is ensured by the penetrant Ethylene oxide polyoxypropylene glycol condensate, which is incorporated in the clear liquid ear drop.

For pain relief, AUDAX[®] ear drops may be used concomitantly with Otoseptil[®] ear drops because they are completely miscible and compatible.

Full information is available on request.

® Registered trade marks

Otoseptil


ear drops



Napp Laboratories Limited,
Watford WD27RA England

Please mention *The Journal of Laryngology and Otology* when replying to advertisements

MIDDLE EAR PROSTHESES



1 SHEA'S TEFLON PISTONS

2 ARMSTRONG'S DRAIN TUBES

3 MCGEE STAINLESS STEEL PISTONS

4 SHEPARD'S TEFLON GROMMET DRAIN TUBE

5 TEFLON DRAIN TUBE

6 SCHUKNECHT TEFLON WIRE PISTONS

Details of complete range on application

DOWN BROS AND MAYER & PHELPS LIMITED
CHURCH PATH MITCHAM SURREY ENGLAND



**“Your otitis externa patient
needs something that
attacks infection and fungi
and inflammation
and pain and irritation...”**

Audicort helps you attack all five at once!

Otitis externa usually means bacterial infection and fungal infection. So prescribe Audicort, the only ear drops with the five-way action.

Neomycin against bacteria plus undecylenic acid against fungi...plus triamcinolone acetone against inflammation and irritation, benzocaine against pain.



Lederte *Research for*
LABORATORIES *British Medicine*



Cyanamid of Gt. Britain Ltd, Bush House, London WC2 B4PU

Audicort*
EAR SOLUTION
5 ml dropper bottles

*Trademark. Full information on request