

CAMBRIDGE

JOURNALS


International Journal of Technology Assessment in Health Care

Official journal of Health Technology Assessment
International (HTAi)

Editor-in-Chief

Marjukka Mäkelä, *Finnish Office for Health Technology Assessment, Finland*

International Journal of Technology Assessment in Health Care serves as a forum for researchers, health policy makers, professionals and industry representatives interested in the medical, social, ethical and economic implications of the diffusion and use of both established and new health practices and technology. Health technology assessment covers essentially all issues of relevance to health policy and practice including systematic reviews; economic, social, ethical and legal analysis; methodological developments in evaluative research; and the impact of health technology on organisation and management of health care systems, as well as issues in public health. In addition to general essays and research reports, thematic sections are published.



International Journal of Technology Assessment in Health Care

is available online at:

<http://journals.cambridge.org/thc>

To subscribe contact Customer Services

in Cambridge:

Phone +44 (0)1223 326070

Fax +44 (0)1223 325150

Email journals@cambridge.org

in New York:

Phone +1 (845) 353 7500

Fax +1 (845) 353 4141

Email

subscriptions_newyork@cambridge.org

Free email alerts

Keep up-to-date with new
material – sign up at

journals.cambridge.org/register

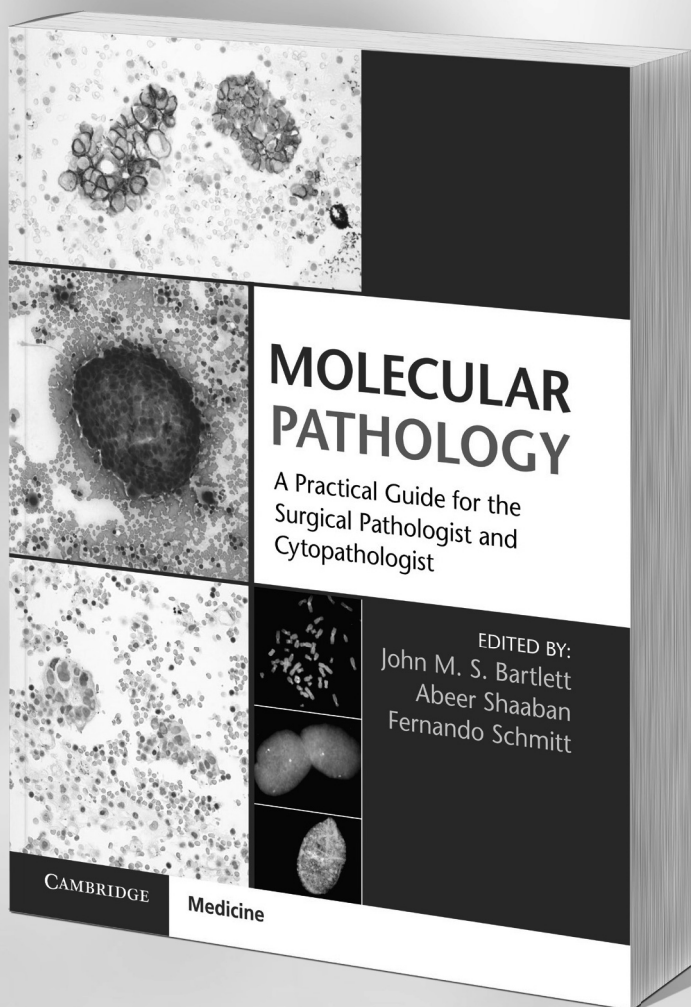
For free online content visit:
<http://journals.cambridge.org/thc>



CAMBRIDGE
UNIVERSITY PRESS

OUT NOW!

MOLECULAR PATHOLOGY

Edited by **John M. S. Bartlett**,*Ontario Institute for Cancer Research, Toronto***Abeer Shaaban**,*University Hospitals Birmingham NHS Foundation Trust***Fernando Schmitt**,*Laboratoire National de Santé, Luxembourg*


This practical manual provides a comprehensive yet concise guide to state-of-the-art molecular techniques and their applications. It starts with an overview of the essential principles of molecular techniques, followed by separate chapters detailing the use of these techniques in particular tissues and organs, and describing recommended treatment plans. Each chapter covers the tests available, their advantages, limitations, and use as diagnostic and prognostic tools, with key learning points at the end of each topic. Using both histologic and cytologic samples, it discusses how to interpret test results in a pathologic context and enables trainees and practicing pathologists to gain an in-depth understanding of molecular diagnostic techniques and how to incorporate them into routine diagnostic practice. Aiding the daily practice of refining diagnosis, as well as offering a didactic approach, this book is an essential reference for practicing pathologists and cytopathologists as well as trainees in pathology.

- Offers a system-specific molecular approach in tissues and cytological preparations and covers current and future trends in molecular pathology to familiarize pathologists and cytopathologists with molecular diagnostic and prognostic criteria
- Describes the application of molecular techniques in diagnostic histopathology, cytopathology and clinical management
- Each chapter ends with a set of key learning points, offering a summary as well as a learning tool to surgical pathologists and cytopathologists

Print/Online Bundle**414 pages / 86 color illus. 38 tables****9781107443464 / \$135.00 / £84.99**

For more information, please go to
www.cambridge.org/molecularp pathology

**CAMBRIDGE**
UNIVERSITY PRESS



Save the date!

October 26-30 • New Orleans, LA • www.idweek.org



IDWeek ²⁰¹⁶™

Advancing Science, Improving Care

Now Accepting Late Breaker Abstracts Deadline July 28



Register by July 29 for the best hotel selections and savings.

A JOINT MEETING OF



Cambridge Journals Digital Archive

- ▶ 1770 – 2011
- ▶ Over 220 titles
- ▶ From Volume 1



journals.cambridge.org/archives



CAMBRIDGE
UNIVERSITY PRESS