

The Journal of Laryngology and Otology

EDITED BY
WALTER HOWARTH

WITH THE ASSISTANCE OF
W. M. MOLLISON

Contents

THE USE OF HEARING AIDS IN THE TREATMENT OF DEFECTS OF HEARING IN CHILDREN	I. R. EWING and A. W. G. EWING
CLINICAL RECORDS—	
A RECORD OF SIX CASES OF ORBITAL INFECTION OF NASAL ORIGIN, OCCURRING IN CHILDREN	R. B. LUMSDEN
A CASE OF LEFT FRONTAL LOBE ABSCESS COMPLICATING CHRONIC SINUS INFECTION	J. B. CAVENAGH
A CASE OF MENINGITIS COMPLICATING MASTOIDITIS DUE TO THE PNEUMOCOCCUS TYPE III	W. H. BRADBEER
THE SPECIALIST OF THE PRESENT AND OF THE FUTURE	J. S. FRASER
SOCIETIES' PROCEEDINGS—	
ROYAL SOCIETY OF MEDICINE—SECTION OF OTOTOLOGY	
ABSTRACTS—	
THE EAR	THE TONSIL AND PHARYNX
THE NOSE AND ACCESSORY SINUSES	THE OESOPHAGUS AND ENDOSCOPY
THE LARYNX	MISCELLANEOUS
LETTER TO THE EDITOR	REVIEWS OF BOOKS
DR. ALBERT ALEXANDER GRAY—AN APPRECIATION	GENERAL NOTES
OBITUARY—DR. ADOLPH BRONNER	

London
Headley Brothers
109 Kingsway, W.C.2

Monthly, 4/- net post free

Annual Subscription, 40/- net

At this season of the year

when Bronchitis, Pneumonia, Influenza and other acute infectious fevers are rife, the use of Antiphlogistine Brand Dressing is a helpful ally in combatting these conditions.

Promoting the action of the skin and lessening the tension in the chest, Antiphlogistine Dressing serves to relieve the pain, loosen the cough and shorten the duration of the acute symptoms.

Its timely application may help to prevent or to overcome pulmonary congestion and lessen the danger of complicating secondary lobar pneumonia and bronco-pneumonia.

Sample on request

ANTIPHLOGISTINE

BRAND DRESSING

MADE IN ENGLAND


THE DENVER CHEMICAL MFG. COMPANY
Carlisle Road, London, N.W.9

Please mention *The Journal of Laryngology* when replying to advertisements

GUY'S SILENT SUCTION APPARATUS

as made for

WM. MAYHEW MOLLISON, C.B.E., F.R.C.S.

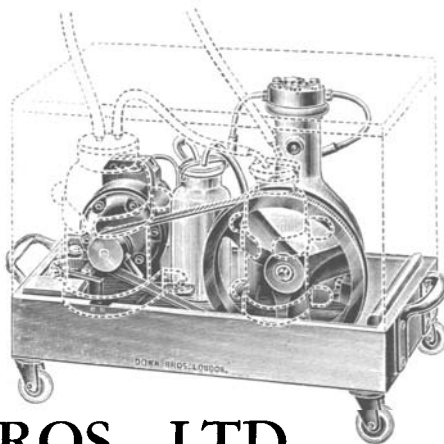


“ An efficient *silent* suction apparatus is essential in many throat investigations and operations and indeed is used for many operations on other parts of the body.

“ The above illustration shows an Electric Suction Apparatus which can rightly claim to be more efficient than the apparatus generally in use. The suction is continuous and so powerful that clots of blood and the most tenacious mucus are quickly removed. The apparatus is quiet and can easily be moved about the operation theatre and from one theatre to another. It is possible to use it for intra-tracheal

insufflation at the same time as suction since the pump delivers sixty litres of air per minute. The valves in the cylinder head are strong and specially designed for silence in operation and the sump of the machine carries enough oil for six months' continuous use; this ensures efficiency with the minimum of attention. The entire unit is mounted in a robust mahogany case which is fitted with four rubber-tyred castors. On the side of the case two large screw necked bottles are mounted. These bottles are the commercial “Kilner” type and can therefore be replaced with the minimum of expense. Blood and other fluids are removed from the operating field by the suction plant and find their way into the big bottle. The second bottle is a safety trap in the unlikely event of the first bottle becoming full at a moment when it is inconvenient to change it.

“ There are no resistances to regulate the speed and in order to use the apparatus it is only necessary to connect it to the main electrical supply.” The makers are Down Bros., Ltd., London.



DOWN BROS., LTD.

21 & 23 ST. THOMAS'S STREET, LONDON, S.E.1

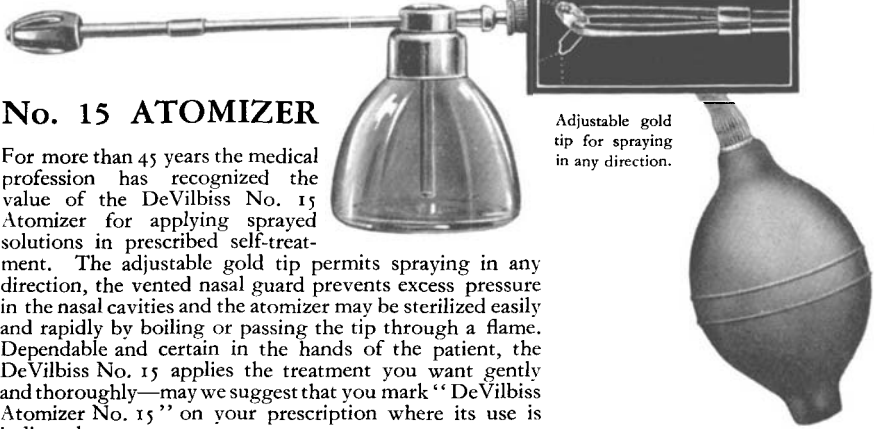
(Opposite Guy's Hospital)

and at 22a CAVENDISH SQUARE, LONDON, W.

Telephone : MAYFAIR 0406

Please mention *The Journal of Laryngology* when replying to advertisements

PRESCRIBE DeVilbiss



No. 15 ATOMIZER

For more than 45 years the medical profession has recognized the value of the DeVilbiss No. 15 Atomizer for applying sprayed solutions in prescribed self-treatment. The adjustable gold tip permits spraying in any direction, the vented nasal guard prevents excess pressure in the nasal cavities and the atomizer may be sterilized easily and rapidly by boiling or passing the tip through a flame. Dependable and certain in the hands of the patient, the DeVilbiss No. 15 applies the treatment you want gently and thoroughly—may we suggest that you mark “DeVilbiss Atomizer No. 15” on your prescription where its use is indicated.

AEROGRAPH Co. Ltd., 43 Holborn Viaduct, London, E.C.1. Sole distributors of **DEVILBISS** products in the **United Kingdom.**
Telephone : Holborn 1257 and 1258

CVS-86

FOURTH EDITION. FULLY REVISED.

Demy 8vo, 473 pp. 243 Text Illustrations and 21 plates (of which 8 are in colour). 20s. net, postage 6d.

DISEASES OF THE NOSE, THROAT AND EAR

For Practitioners and Students

Edited by **A. LOGAN TURNER, M.D., LL.D., F.R.C.S.E.**
Consulting Surgeon, Ear and Throat Department, Royal Infirmary, Edinburgh

With the collaboration of
**J. S. FRASER, M.B., F.R.C.S.F., J. D. LITHGOW, M.B., F.R.C.S.E., G. EWART MARTIN, M.B., F.R.C.S.E.,
DOUGLAS GUTHRIE, M.D., F.R.C.S.E., CHARLES E. SCOTT, M.B., F.R.C.S.E., and
JOHN P. STEWART, M.D., F.R.C.S.E.**

“There is no other book which includes laryngology and otology with such success. . . . The present edition should surpass the previous issues in popularity.”—*British Medical Journal.*

Bristol: John Wright & Sons Ltd. New Illustrated Catalogue free. London: Simpkin Marshall Ltd.

For Advertisement space in this Journal and all matters with regard to subscriptions, write to:
HEADLEY BROTHERS, 109 Kingsway, London, W.C.2

Please mention *The Journal of Laryngology* when replying to advertisements

THE GOLDEN SQUARE THROAT, NOSE AND EAR HOSPITAL

Near Piccadilly Circus
LONDON, W.1

(Gerrard 4058)

HONORARY MEDICAL STAFF

SURGEONS: Mr. Lionel Colledge; Mr. Gilbert Chubb; Mr. F. Cunliffe Ormerod; Mr. A. R. Dingley
Mr. Gilbert H. Howells; Mr. J. F. Simpson.

ASSISTANT SURGEONS: Mr. J. C. Hogg; Mr. J. Roydon Peacock; Mr. J. P. Monkhouse.

Physician: Dr. C. E. Lakin.

Neurologist: Dr. L. R. Yealland.

OPHTHALMOLOGIST: Mr. F. A. Williamson-Noble.

GENERAL SURGEON: Mr. J. B. Hunter.

DENTAL SURGEON: Mr. B. Mendleson.

RADIOLOGIST: Dr. Edith Hope.

ANÆSTHETISTS: Dr. G. I. Moriarty; Dr. A. W. Matthew; Dr. S. Coffin; Dr. J. H. T. Challis;
Dr. F. Longhurst; Dr. D. Lewis; Dr. G. Hochschild; Dr. G. Edwards; Dr. Blair Gould.

The Hospital has 101 Beds for In-patients and an annual Out-patient attendance of over 50,000.

CLINICAL INSTRUCTION

Clinical instruction in the Diagnosis and Treatment of Diseases of the Ear, Nose and Throat is given in the Out-patient Department from 2 to 5 p.m. daily, and on Tuesdays and Thursdays from 6 to 9 p.m. also. Major operations are performed every morning and afternoon, except Saturdays, in the In-patient Operating Theatres. Minor operations are performed in the Out-patient Operating Theatre on three mornings a week.

Practitioners and Medical Students are admitted to the practice of the Hospital as Post-Graduates. Clinical Assistants, whose duty it is to assist the staff, are appointed as vacancies occur.

For further information apply to the Dean: GILBERT H. HOWELLS.

In addition to the General Wards, there are Semi-private Wards and 11 Private Rooms. The charge for a Private Room is 7 guineas a week, plus a fee for the surgeon.

Further particulars may be obtained from F. P. CARROLL, *Secretary-Superintendent*.

POLLEN GRAINS

Their structure, identification and significance in science and medicine.

By R. P. WODEHOUSE, Ph.D.

Scientific Director of the Hayfever Laboratory,
The Arlington Chemical Company.

574 pages, 9 × 6, 123 illustrations

36/- net

A general treatment of pollen grains, giving special attention to the kinds which are wind pollinated and cause hayfever or are likely to be found fossilized in sedimentary deposits. The book sets forth and evaluates the characters whereby the pollen grains of different species may be distinguished, and those also which indicate phylogenetic differences and relationships.

The illustrations, original and almost all the work of the author, are a noteworthy feature of the book.

CONTENTS

Introduction—Pollination and Fertilization—Pollen Grains and Worlds of Different Sizes.

PART I.—General

Historical Review—Methods of Collecting Pollen in Large Amounts—Preparation of Pollen for Microscopic Examination—Pollen Statistics: A Botanical and Geological Research Method by Prof. G. Erdtman—Atmospheric Pollen—Hayfever: Early Spring, Early Summer, Late Summer.

POLLEN GRAIN CHARACTERS—I. General—II. The Trischistoclastic System.

PART II.—Classification

Master Key—Fossil Gymnosperms: Key to the Genera—Angiospermæ—Glossary—Bibliography—Index.

McGraw-Hill Publishing Company, Ltd.
Aldwych House London, W.C.2

Please mention *The Journal of Laryngology* when replying to advertisements

Mail Your Order Now!

PROBLEMS OF THE DEAF

By **MAX A. GOLDSTEIN, M.D., F.A.C.S.**

610 Pages—273 Illustrations—Leather Bound

\$6.00 Postage prepaid

An unusual, authoritative and comprehensive volume of XIX chapters, covering every phase of work with the Deaf, Deafened and Speech Defective, by an otologist and teacher of 40 years' experience, including :

Chronological History of Deafness—Anatomy and Physiology—Mechanics of Speech—Speech Defects—Cerebral Localization—Hearing Tests—Methods of Instruction—The Acoustic Method—Training of Teachers—The Deaf Child—Hard-of-Hearing Child—Physician and Deaf Child—Parent of Deaf Child—Deafened Adult—Hearing Aids—Schools for the Deaf—Quacks and Quackeries—Research.

Published by THE LARYNGOSCOPE PRESS

4574 West Papin Street

ST. LOUIS, MO.

SCULPTURE IN THE LIVING

Rebuilding the Face and Form by Plastic Surgery

BY

JACQUES W. MALINIAK, M.D.

Former Major, Reconstructive Hospitals, Allied Armies, Attending Plastic Surgeon, Sydenham Hospital, New York, N.Y., St. Peter's Hospital, New Brunswick, N.J., U.S.A. etc.

Foreword by WENDELL C. PHILLIPS, M.D., former President of the American Medical Association

AMONG OTHER CHAPTERS :

Repairing the Skin, Reconstruction of the Nose, Rebuilding the Mouth and Chin, Deformities about the Eyes, The Malformed Ear, Facial Asymmetries, Legal and Illegal Aspects of Plastic Surgery.

"This book is destined to meet a real need in the medical world."—WENDELL C. PHILLIPS, M.D.

"Charmingly written, instructive and authoritative."—N.Y. STATE JOURNAL OF MEDICINE.

"'Sculpture in the Living' is the most reliable guide to proper advice and management of the deformed and disfigured."—SOUTHERN MEDICINE AND SURGERY.

203 pages.

134 illustrations.

\$3.15 per copy, post paid.

USE THIS ORDER FORM TO-DAY!

ROMAINE PIERSON PUBLISHERS, INC., 93 NASSAU STREET, NEW YORK, N.Y., U.S.A.

I enclose \$3.15. Send the book by return mail.

Name

Address

Please mention *The Journal of Laryngology* when replying to advertisements

BACK NUMBERS OF THE Journal of Laryngology & Otology

Back numbers of most issues of this Journal can be obtained from the Publishers, HEADLEY BROTHERS, 109 Kingsway, London, W.C.2. The following, however, are out of print, and no stock is at present available:

1887	January, April-June, and August-December.	1896	February and March.
1888	January-March, and August.	1897	January, June and August-October.
1889	November.	1902	February.
1890	August, October and November.	1914	August.
1891	January, March, June and September.	1916	April.
1892	January, and March-December.	1920	January and August.
1893	January and February.	1921	January-June, and September.
1894	November.	1924	January-March and July-December.
1895	January, February and August.	1931	October and November.
		1935	November.

If any subscribers have any of these copies which they do not need, it would be greatly appreciated if they would return them to the Publishers who will refund the full published price.

HEADLEY BROTHERS, 109 KINGSWAY, LONDON, W.C.2

BINDING

The Journal of Laryngology & Otology

Subscribers wishing to have their Journals bound can do so by sending them to the Publishers.

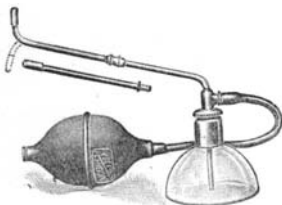
Volumes are strongly bound in whole dark blue buckram cases, with gilt tops and gold lettering on spine. The cost of binding is 8s. 6d. per volume including postage.

Any missing parts can be supplied at 4s. each, or the whole volume, complete in the above binding, for 45s. 6d.

Publishers' cases can be supplied for 3s. 6d.

HEADLEY BROTHERS, 109 KINGSWAY, LONDON, W.C.2

ROGERS' STANDARD SPRAYS



HAVE A
WORLD-WIDE REPUTATION

For Efficiency & Reliability

They are made in many forms, scientifically designed for

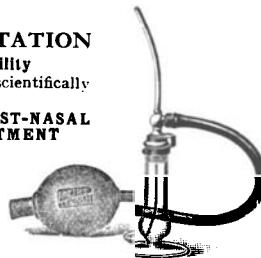
NASAL, PHARYNGEAL, POST-NASAL
and LARYNGEAL TREATMENT

Particulars gladly supplied
on request

Sole Manufacturer—

FRANK A. ROGERS (LATE OF OXFORD ST.)

1 Beaumont Street, London, W.1



Please mention *The Journal of Laryngology* when replying to advertisements

The Journal of Laryngology and Otology

(Founded in 1887 by MORELL MACKENZIE and NORRIS WOLFENDEN)

EDITED BY
WALTER HOWARTH

ASSISTED BY
W. M. MOLLISON

1. Original Articles are accepted on the condition that they have not been published elsewhere.

2. Manuscripts should be typewritten, on one side only of the paper, and well spaced.

3. Galley proofs and engraver's proofs of illustrations are sent to the author. Corrections, which should be kept to a minimum, must be clearly marked and no additional matter added.

4. Orders for reprints should be sent when returning galley proofs, and for this purpose special forms are supplied, on which the price of the reprints is stated.

5. Authors of Original Communications on Oto-Laryngology in other Journals are invited to send a copy, or two reprints, to the *Journal of Laryngology*. If they are willing, at the same time, to submit their own abstract (in English, French, Italian, or German) it will be welcomed.

6. Editorial Communications may be addressed to THE EDITOR, *Journal of Laryngology*, c/o HEADLEY BROTHERS, 109 Kingsway, London, W.C.2.

7. The Annual Subscription commencing with the January issue is Two Pounds sterling, post free, and is payable in advance.

8. Single copies, both of the present and the previous series, are on sale at Four Shillings each.

9. All Subscriptions, advertising and business communications should be sent to the Publishers, HEADLEY BROTHERS, 109 Kingsway, London, W.C.2.

United States of America

Orders for this Journal may be sent either through a local bookseller, or to Messrs. G. E. STECHERT & Co., 31-33 East 10th Street, New York, or direct to the Publishers, HEADLEY BROTHERS, 109 Kingsway, London, W.C.2, England.

Please mention *The Journal of Laryngology* when replying to advertisements

CONTENTS

	PAGE
THE USE OF HEARING AIDS IN THE TREATMENT OF DEFECTS OF HEARING IN CHILDREN. I. R. Ewing and A. W. G. Ewing, Manchester	213
CLINICAL RECORDS—	
A Record of Six Cases of Orbital Infection of Nasal Origin, occurring in Children. R. B. Lumsden, Edinburgh	230
A Case of Left Frontal Lobe Abscess complicating Chronic Sinus Infection. J. B. Cavenagh, Worcester	239
A Case of Meningitis complicating Mastoiditis due to the Pneumococcus Type III. W. H. Bradbeer, London	241
THE SPECIALIST OF THE PRESENT AND OF THE FUTURE. J. S. Fraser, Edinburgh	243
SOCIETIES' PROCEEDINGS—	
Royal Society of Medicine—Section of Otology	247
ABSTRACTS—	
The Ear	262
An improved apparatus for detecting simulation of unilateral deafness. F. Oesterle; A contribution to the treatment of Tinnitus. H. Koester; Exceptionally long latent period of an Otogenic Temporal Lobe Abscess, with a histological study of the Brain Abscess and of the Temporal Bone. B. Kecht; The Otological manifestations of Neurological Disease. D. G. Carruthers.	
The Nose and Accessory Sinuses	264
Sinusitis, allergy and the common cold. E. C. Sewall; Late changes in the Mucosa of the Frontal Sinuses and Nose in Dogs following Ionization. B. J. McMahon; Epitheliomata of the Ethmo-maxillary region, their treatment by X-ray Therapy associated with Surgery. Maurice Jacoud.	
The Larynx	266
Tuberculosis of the Larynx requiring Tracheotomy. M. C. Myerson; Tracheotomy for the relief of Laryngeal Obstruction in Children. H. E. Kully.	
The Tonsil and Pharynx	268
X-ray treatment of the Tonsils. H. Loebell; Meningitis complicating Angina. F. Jennemann; The question of Tonsillotomy: a Clinical and Pathological Study. J. Jeschek; Retothelial Sarcoma. G. Eigler and J. Koch.	
The Œsophagus and Endoscopy	270
Respiratory types of Cancer of the Œsophagus. Dr. Jousseume.	
Miscellaneous	270
Fracture of the Skull with prolapse of Brain Substance into the External Auditory Meatus. Recovery. N. A. Nikolaew; Some cases of Neurinoma. K. A. Drennowa; Œdema of the Larynx occurring in Epidemic Parotitis. Professor Reverchon; Disease of the Hip complicating Otogenic Sepsis. N. Leshin.	
LETTER TO THE EDITOR	274
REVIEWS OF BOOKS	275
DR. ALBERT ALEXANDER GRAY—An Appreciation	277
OBITUARY—Dr. Adolph Bronner	279
GENERAL NOTES	280