

Subscription Requests

Free Subscriptions

Individuals requesting subscriptions, or wishing to change their address, should contact MTsubscriptions at: AssociationManagement@microscopy.org

Subscription Policies

- Microscopists in the United States are eligible for gratis mail subscriptions.
- Microscopists in Canada and Mexico may subscribe to the print edition for \$25US.
- Microscopists in the rest of the world may subscribe to the print edition for \$35US.
- Microscopists in outside the United States may request gratis email alerts to the digital edition.
- Microscopists anywhere in the world may view the digital edition at the *Microscopy Today* website shown at the bottom of this page.

Digital Edition

- The digital edition is an exact replica of the print edition, advertisements and all.
- Features include dynamic pages with live webpage and email links, a word-level search function, and variable page magnification to enlarge both text and figures.

Microscopy Today has articles about:

- Innovative instruments and methods
- Applications in various fields
- Hints and tips for novices and experts
- Protocols in microscopy and microanalysis
- Microscopy facilities descriptions
- Meetings and courses
- Success stories in microscopy education
- Historical microscopy and pioneers
- Industry news and product news
- Humorous situations
- Opinions of our readers

Subscription Customer Service

To change your address or your subscription profile, call 703-234-4115 or send an email request to associationmanagement@microscopy.org.


Index to Advertisers

Bruker Nano GmbH (www.bruker.com)	23
Ciasem 2019 15th Interamerican Microscopy Congress (www.ciasem2019.samic-argentina.org)	34
Diatome (www.emsdiasum.com).....	17
Duniway Stockroom (www.duniway.com).....	15
EDAX (www.edax.com)	11
Electron Microscopy Sciences (www.emsdiasum.com)	9
Geller MicroAnalytical (www.gellermicro.com)	10
Hitachi High Technologies, Nanotechnology (www.hitachi-hhta.com).....	Inside front cover
JEOL USA (www.jeolusa.com)	Outside back cover
Kammrath Weiss (www.kammrath-weiss.com).....	33
Lumencor, Inc. (www.lumencor.com).....	31
Minitool, Inc. (www.minitoolinc.com).....	35
minus k TECHNOLOGY (www.minusk.com).....	35
Oregon Physics (www.oregon-physics.com)	21
Park Systems (www.parksystems.com)	29
Physik Instrumente (www.pi-usa.us)	47
MAS QMA 2019 Quantitative Microanalysis Topical Conf. (www.the-mas.org)	35
Ted Pella, Inc. (www.tedpella.com) 35	Inside back cover
TESCAN (www.tescan-usa.com).....	6
tousimis (www.tousimis.com).....	15
TSS Microscopy (www.tssmicroscopy.com).....	10
XEI Scientific (www.evactron.com).....	33
ZEISS (www.zeiss.com/microscopy/en_us/home.html)	4




Providing microscopy supplies and specimen preparation equipment to our valued customers for over half a century.

Visit us April 22–26 in Phoenix, AZ
MRS SPRING 2019



Adhesives
 Conductive Tape, Carbon Tabs
 Carbon, Silver & Gold




Calibration Standards,
 Pelcotec™ CDMS-XY, Magnification,
 Resolution, LM/SEM/FESEM




NEW Products for Specimen Thinning in Preparation for Electron Microscopy



Tools for Microscopy
 Tweezers, Scribes, Vacuum Pick-Up



NEW Quantifoil™
 TEM Substrates



FIB Supplies
 Lift Out Grids, Storage,
 Probes, FIB Mounts



PELCO® Modular SEM Holders & Mounts



Cressington Coating Systems
 Carbon Evaporation & Metal Sputtering



NEW PELCO® Video Alignment Microscope

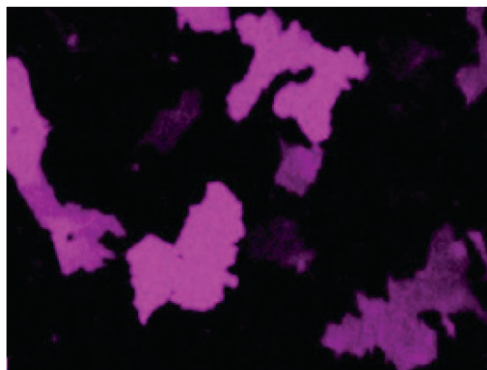


PELCO® AFM Tools & Supplies
 AFM Discs, Disc Carriers, AFM Probes,
 Disk dispenser, Disc Grippers & Pickup Tools




www.tedpella.com sales@tedpella.com 800-237-3526

Lightning fast automated
EDS analysis at 1kV (32nA, 830 sec)



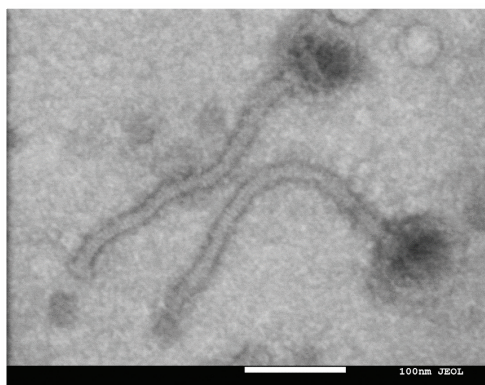
Graphene layers on Ni substrate

Ultrahigh resolution at ultralow kV



Membrane filter at 10V

Low voltage STEM



Virus (Hope College, Stukey Group)



STRONGEST FE SEM IN THE WORLD

Learn more at jeolusa.com/FESEM

WWW.JEOLUSA.COM

salesinfo@jeol.com • 978-535-5900