

Subscription Requests

Free Subscriptions

Individuals requesting subscriptions, or wishing to change their address, should contact MTsubscriptions at: AssociationManagement@microscopy.org

Subscription Policies

- Microscopists in the United States and Canada are eligible for gratis mail subscriptions.
- Microscopists in the rest of the world can subscribe to the print edition for \$60US.
- Microscopists in the rest of the world are eligible for gratis email alerts to the digital edition.
- Microscopists anywhere in the world may view the digital edition at the *Microscopy Today* website shown at the bottom of this page.

Digital Edition

- The digital edition is an exact replica of the print edition, advertisements and all.
- Features include dynamic pages with live webpage and email links, a word-level search function, and variable page magnification to enlarge both text and figures.

Microscopy Today has articles about:

- Innovative instruments and methods
- Applications in various fields
- Hints and tips for novices and experts
- Protocols in microscopy and microanalysis
- Microscopy facilities descriptions
- Meetings and courses
- Success stories in microscopy education
- Historical microscopy and pioneers
- Industry news and product news
- Humorous situations
- Opinions of our readers

Index to Advertisers

AMT (www.amtimaging.com).....	9
Bruker Nano GmbH (www.bruker.com).....	19
CoolLED (www.cooled.com).....	10
Denton Vacuum (www.dentonvacuum.com).....	25
Diatome (www.emsdiasum.com)	27
Electron Microscopy Sciences (www.emsdiasum.com)	29
FEI Company (www.fei.com).....	4
Gatan Inc. (www.gatan.com).....	6
Geller MicroAnalytical Lab (www.gellermicro.com).....	35
Hitachi High Technologies America (www.hitachi-hhta.com).....	Inside front cover
JEOL USA (www.jeolusa.com).....	Outside back cover
Lehigh University (www.lehigh.edu/microscopy).....	43
Lumencor, Inc. (www.lumencor.com).....	11
minus k TECHNOLOGY (www.minusk.com).....	55
Oxford Instruments NanoAnalysis (www.oxinst.com/feature).....	17
Physik Instrumente (www.pi-usa.us).....	47
Protochips (www.protochips.com).....	16
Ted Pella, Inc. (www.tedpella.com).....	55, inside back cover
TESCAN (www.tescan-usa.com).....	49
Texas A&M University (http://engineering.tamu.edu/materials).....	64
tousimis (www.tousimis.com).....	10
XEI Scientific (www.evactron.com).....	15
ZEISS (http://www.zeiss.com/microscopy/en_us/home.html) ...	37

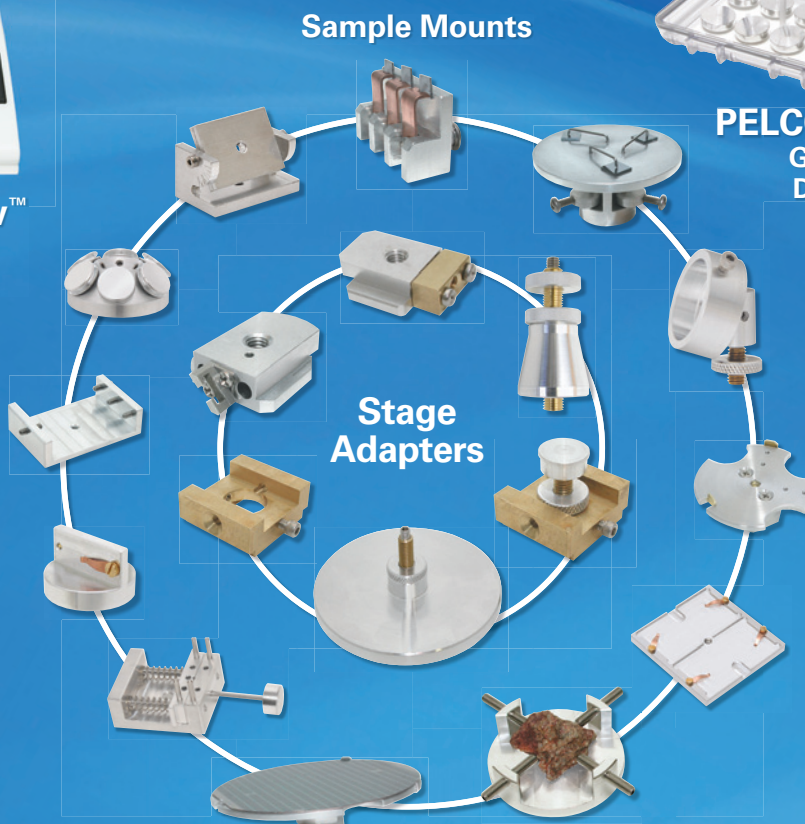
The single source for all your **microscopy supplies** and **specimen preparation equipment.**



PELCO easiGlow™
Glow Discharge
Cleaning System



PELCO® Storage Solutions
Grids - Mounts - Wafers
Dessicators - Gel-Paks®



Sample Mounts


**Stage
Adapters**



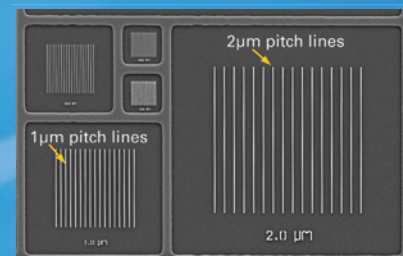
FIB Supplies
Lift Out Grids
Storage - Probes
FIB Mounts



PELCO easiShaper™
Carbon Rod Shaper



**PELCO® Modular SEM
Holders & Mounts**



Microscope Calibration
Magnification - Resolution
EDX - AFM - Astigmatism

PELCO® TEM Support Films
Silicon Nitride - Silicon Dioxide
Graphene - Carbon - Formvar




NO COMPROMISE

ATOMIC RESOLUTION + FAST ANALYSIS

The New "Go-To" TEM from JEOL

F2

- Cold FEG boosts probe current
- Fast 3D EDS with dual SDD
- Wide-field STEM-EELS spectrum imaging
- Push-button beam conditions
- Ultra-stable, ultra-fast



JEOL
Solutions for Innovation

www.jeolusa.com
salesinfo@jeol.com • 978-535-5900

Learn more at www.jeolusa.com/F2

*STEM-HAADF image of Quasicrystal • Courtesy of Professor Emeritus K. Hiraga - Tohoku University