

CAMBRIDGE

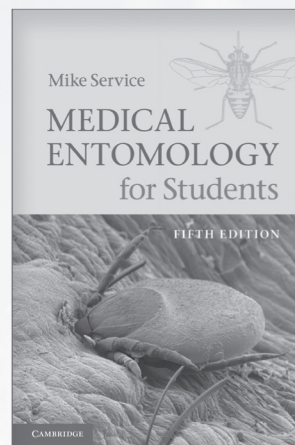
New in Entomology from Cambridge University Press

Fifth Edition


Medical Entomology for Students

Mike Service

Despite numerous scientific investigations on vector-borne human infections such as malaria, Lyme disease and typhus these diseases continue to threaten human health. Understanding the role of vectors in disease transmission, and the most appropriate control strategies, is therefore essential. This book provides information on the recognition, biology, ecology and medical importance of the arthropods that affect human health. The fifth edition of this popular textbook is completely updated and incorporates the latest strategies for controlling insects, ticks and mites. Numerous illustrations, with new color photographs of some of the most important vectors, aid recognition. A glossary of entomological and epidemiological terms is included, along with a list of commonly used insecticides and their trade names. Clearly presented in a concise style, this text is aimed at students of medical entomology, tropical medicine, parasitology and pest control. It is also essential reading for physicians, health officials and community health workers.



\$55.00: Paperback: 978-1-107-66818-8: 324 pp.



Evolution of Plant-Pollinator Relationships

Edited by Sébastien Patiny

Wide-ranging in coverage, this book outlines current knowledge and complex emerging topics in the evolution of plants and their pollinators.


Systematics Association Special Volume Series

\$125.00: Hardback: 978-0-521-19892-9: 504 pp.

Prices subject to change.

www.cambridge.org/us/lifescience

800.872.7423

twitter  @cambUP_lifesci



CAMBRIDGE
UNIVERSITY PRESS

CAMBRIDGE

JOURNALS

Journal of Helminthology

Editor

John Lewis, Royal Holloway, University of London, UK

Journal of Helminthology publishes original papers and review articles on all aspects of pure and applied helminthology, particularly those helminth parasites of environmental health, medical or veterinary importance. Research papers on helminths in wildlife hosts, including plant and insect parasites, are also published along with taxonomic papers contributing to the systematics of a group. The journal will be of interest to academics and researchers involved in the fields of human and veterinary parasitology, public health, microbiology, ecology, epidemiology and biochemistry.

Price information

is available at: <http://journals.cambridge.org/jhl>

Free email alerts

Keep up-to-date with new material – sign up at
<http://journals.cambridge.org/jhl-alerts>



Journal of Helminthology

is available online at:

<http://journals.cambridge.org/jhl>

To subscribe contact Customer Services

in Cambridge:

Phone +44 (0)1223 326070

Fax +44 (0)1223 325150

Email journals@cambridge.org

in New York:

Phone +1 (845) 353 7500

Fax +1 (845) 353 4141

Email

subscriptions_newyork@cambridge.org

For free online content visit:
<http://journals.cambridge.org/jhl>



CAMBRIDGE
UNIVERSITY PRESS

NOTES FOR AUTHORS

Please see the complete version ("Instructions for Contributors") at journals.cambridge.org/ber

Styles of Paper

Bulletin of Entomological Research publishes two types of paper:

- Full research papers
- Reviews

If the referees and editors judge a paper to be particularly significant then it will be fast-tracked for publication.

We also welcome 'Letters to the Editor' with comments on recently published papers.

Manuscript Preparation

Language

Manuscripts should be in English.

Manuscript content

Manuscripts should be prepared in Microsoft Word or similar according to the following structure:

- The text, divided under appropriate headings. Clearly differentiate between primary (bold, large font size), secondary (bold, text font size) and tertiary (italics) headings
- Acknowledgements (if any)
- References (for further information about presenting references please see below)
- Tables, either at the end of the manuscript or as separate files. Tables should be numbered consecutively with Arabic numerals and every table should be mentioned at least once in the text.
- Illustrations should be submitted as separate files in TIF or EPS format but captions should be listed at the end of the manuscript text.

Abstract

Each paper must commence with an accurate, informative abstract. It should not exceed 250 words. A short title should also be provided for use as a running head.

References

References must be based on the name and year system, give full journal titles and conform to the following styles:

- Follett, P.A. & Roderick, G.K.** (1996) Genetic estimates of dispersal ability in the leucaena psyllid predator *Curinus coeruleus* (Coleoptera: Coccinellidae): implications for biological control. *Bulletin of Entomological Research* **86**, 355–361.
- Nevill, E.M., Kappmeier, K. & Venter, G.J.** (1993) Tsetse fly research in Zululand. p. 81 in *Proceedings of the ninth Entomological Congress organized by the Entomological Society of Southern Africa, Johannesburg, 28 June–1 July 1993* Pretoria, Entomological Society of South Africa.
- Wilson, M.D. & Post, R.J.** (1994) Integration of morphometric, cytogenetic and molecular techniques: a case study of *Simulium damnosum* pp. 215–224 in Hawksworth, D.L. (Ed.) *The identification and characterization of pest organisms*. Wallingford, CAB International.

Please list papers by more than two authors, but with the same first author, by year sequence and alphabetically within each year. Citation of authors in the text should appear in the form: Polaszek (1996) or (Polaszek, 1996). Authors should be cited in chronological order as: (Blackman *et al.*, 1994; Roberts & Kumar, 1995).

Tables

Tables should be in a simple form and should not be used if text or illustrations give the same information. They can either be submitted as separate files (Microsoft Word or Excel) or embedded within the main manuscript file. Each table must have a clear and concise caption.

Illustrations

Illustrations should be submitted in TIF or EPS format at approximate final publication size. Resolution of artwork should be at the following minimum resolutions: Line artwork (black & white), 1200dpi; Combination, i.e. line/tone (greyscale), 800dpi;

Black & White halftone (greyscale), 300dpi; and Colour halftone, 300dpi. Comprehensive guidance on creating suitable electronic figures is available at http://dx.sheridan.com/guidelines/digital_art.html where you will find extensive guidelines on preparing electronic figures. An online preflighting tool (<http://dx.sheridan.com/index.html>) is also available where you can check if your figures are suitable for reproduction. Captions should be listed at the end of the manuscript text.

Supplementary Material

Additional information which due to its nature does not lend itself to print media (examples- full data sets, movie or sounds files etc...) may be submitted for online-only publication. Please see full details ("Instructions for Contributors") at journals.cambridge.org/ber.

Technical and Nomenclature Standards

All work should use SI units as standard. Anatomical terms can be a mixture of the English vernacular and Latin, depending on current usage.

Manuscript Preparation

We kindly ask that you follow the instructions below when preparing your manuscript for submission. This will minimize the risk of errors being introduced during the publishing process.

- Use double-line spacing and ample margins (at least 2.5cm) on each side.
- Do not underline anything
- Number each line consecutively across the pages of the manuscript, rather than within pages
- Number every page (preferably the top right corner)
- Do not indent the start of each paragraph
- Use italics for taxonomic nomenclature and bold for headings
- Use standard abbreviations (e.g. Fig. and Figs) and SI units
- Use British rather than American Spellings and 'z' rather than 's' spellings in words with 'ize'.

Voucher specimens

The deposition of voucher specimens should be considered where appropriate.

Manuscript Submission

All manuscripts should be submitted via our on-line system, Editorial Manager, at <http://www.editorialmanager.com/ber>. New users will need to register first.

Peer review

Communications for peer review will be by email as far as possible. Authors are invited to suggest the names and contact details of at least two potential referees and are asked to provide keywords indicating the content of the manuscript. Please also give a brief description (no more than 50 words) of why the manuscript is an important contribution to entomology research.

Publication

Copyright

Authors will be supplied with an agreement to publish form, which must be completed and returned to the Publisher. Papers are accepted on the understanding that the work has been submitted exclusively to the *Bulletin* and has not been previously published elsewhere.

Proofs

Authors will receive a PDF file of page proofs by email, and will be asked to return corrected proofs within 72 hours.

Offprints

The author (or main author) of an accepted paper will receive a free PDF of their paper. Paper offprints are available for a fee and should be ordered at proof stage.

Research papers

- L.M. Dossdall, M.P. Zalucki, J.A. Tansey and M.J. Furlong**
Developmental responses of the diamondback moth parasitoid *Diadegma semiclausum* (Hellen) (Hymenoptera: Ichneumonidae) to temperature and host plant species 373
- Z. Mendel, A. Protasov, P. Jasrotia, E.B. Silva, A. Zada and J.C. Franco**
Sexual maturation and aging of adult male mealybug (Hemiptera: Pseudococcidae) 385
- P. Wang, D.W. Crowder and S.-S. Liu**
Roles of mating behavioural interactions and life history traits in the competition between alien and indigenous whiteflies 395
- B.M. Diaz, L. Barrios and A. Fereres**
Interplant movement and spatial distribution of alate and apterous morphs of *Nasonovia ribisnigri* (Homoptera: Aphididae) on lettuce 406
- R. Moreno-Ripoll, R. Gabarra, W.O.C. Symondson, R.A. King and N. Agustí**
Trophic relationships between predators, whiteflies and their parasitoids in tomato greenhouses: a molecular approach 415
- M.H. Reiskind, A.A. Zarrabi and L.P. Lounibos**
Effects of combination of leaf resources on competition in container mosquito larvae 424
- J. Rull, S. Abraham, A. Kovaleski, D.F. Segura, A. Islam, V. Wornoyaporn, T. Dammalage, U. Santo Tomas and M.T. Vera**
Random mating and reproductive compatibility among Argentinean and southern Brazilian populations of *Anastrepha fraterculus* (Diptera: Tephritidae) 435
- M.S. Leonardi, E.A. Crespo, D.G. Vales, M. Feijoo, J.A. Raga and F.J. Aznar**
Life begins when the sea lion is ashore: microhabitat use by a louse living on a diving mammal host 444
- M. Gołębowski, M. Paszkiewicz, A. Grubba, D. Gąsiewska, M.I. Boguś, E. Włóka, W. Wieloch and P. Stepnowski**
Cuticular and internal n-alkane composition of *Lucilia sericata* larvae, pupae, male and female imagines: application of HPLC-LLSD and GC/MS-SIM 453
- T. Válková and M. Vácha**
How do honeybees use their magnetic compass? Can they see the North? 461
- M.P. Zalucki, J.P. Cunningham, S. Downes, P. Ward, C. Lange, M. Meissle, N.A. Schellhorn and J.M. Zalucki**
No evidence for change in oviposition behaviour of *Helicoverpa armigera* (Hübner) (Lepidoptera: Noctuidae) after widespread adoption of transgenic insecticidal cotton 468
- J. Luo, X.-Y. Cheng, X. Yan, W.-Q. Tao, J.D. Holland and R.-M. Xu**
Characterization and polymorphism analysis of phosphoglucose isomerase gene in the fall webworm (*Hyphantria cunea*) 477
- C.A. Marchioro and L.A. Foerster**
Modelling reproduction of *Plutella xylostella* L. (Lepidoptera: Plutellidae): climate change may modify pest incidence levels 489