

The Journal of Laryngology and Otology

EDITED BY

A. LOGAN TURNER AND J. S. FRASER

Contents

THYROGLOSSAL CYSTS AND ALLIED CONDITIONS	NORMAN PATTERSON
THE INCIDENCE OF TUBERCULOUS INFECTION IN THE FAUCIAL AND PHARYNGEAL TONSILS OF CHILDREN	(GORDON R. SCARFF L. E. H. WHITBY
TUBERCULOSIS OF THE TONSIL	(W. H. MURRAY J. A. MAXWELL
TUBERCULOSIS OF THE TONSIL	J. B. HORGAN
CLINICAL RECORDS:—	
CASE OF SURGICAL EMPHYSEMA OF THE LEFT ORBIT AND CHEEK	G. EWART MARTIN
EMPHYSEMA IN LEFT ORBIT OF NASAL ORIGIN	E. A. DALZIEL DICKSON
FRACTURE OF THE BASE OF THE SKULL AND OTHER INJURIES, FOLLOWED BY ACUTE MASTOID DISEASE. OPERATION: RECOVERY	W. J. HARRISON
SOCIETIES' PROCEEDINGS:—	
ROYAL SOCIETY OF MEDICINE—SECTION OF LARYNGOLOGY.	
SOCIÉTÉ DE LARYNGOLOGIE DES HÔPITAUX DE PARIS.	
ABSTRACTS:—	
THE EAR. THE NOSE AND ACCESSORY SINUSES. PERORAL ENDOSCOPY. THE ŒSOPHAGUS.	
REVIEWS OF BOOKS. LETTER TO THE EDITORS. GENERAL NOTES.	

Edinburgh: Oliver and Boyd
London: 33 Paternoster Row

Monthly, 4/- net

Annual Subscription, 40/- net

"They render fluids like smoke"

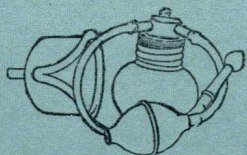
is the description applied by the *LANCET* to the

Universal Vaporiser


And the "AERISER" (a smaller model)

THESSE remarkable instruments have the power to subdivide solutions (whether volatile or non-volatile) so finely that the vapour can be forced even into the most remote positions of the respiratory tract and middle ear, not excepting the air cells and nasal sinuses. *And this is accomplished successfully without the use of steam or heat.*

These instruments are largely used in the exhibition of "Neboline" Compounds, of which the formulæ are included in the Brochure entitled "The Treatment of Pulmonary and Bronchial Affections," which will be posted to any member of the Profession on request.



VAPORISER



AERISER

OPPENHEIMER SON & Co. LTD.

179 Queen Victoria Street, London, E.C.4

Manufacturers of "Roboleine," the Reconstructive Food which has been consistently prescribed for 20 years and used with the happiest results by Hospitals, Sanatoria, and Welfare Centres.

***A Memorandum
to the Medical Profession
Upon the Sale of
Electrical Hearing Aids for the Deaf***

*An Explanation of a method of sale which protects the Deaf
against the loss and disappointment entailed by the
purchase of unsuitable Hearing Aids. This
method of sale is popularly described as*

**The FORTIPHONE
30-days Home Trial Plan**

The FORTIPHONE Home Trial Plan enables the deaf person, on payment of a small rental fee, to take the selected FORTIPHONE home for 30-days trial. Thus the deaf person is enabled to test the FORTIPHONE thoroughly, under every-day conditions in the home, in the street, in Church, theatre, and concert hall, before deciding to purchase. If the FORTIPHONE should fail to give the help anticipated, we exchange it or take it back at the customer's discretion. The payment of the rental fee

frees the customer, in the event of dissatisfaction, from any uncomfortable sense of obligation; and he is, at the same time, safeguarded against the disbursement of the full purchase price until he has satisfied himself (uninfluenced by a professional "demonstrator") that the FORTIPHONE will be of real benefit to him.

After the purchase has been completed, care is taken to ascertain, from time to time, that the FORTIPHONE is being properly used and is giving satisfactory service.

Approved and recommended by leading Aurists

Full particulars will gladly be sent and arrangements made for a trial of the Fortiphone, upon request.

Please write to

FORTIPHONE LIMITED

*Sole Distributors of the FORTIPHONE for the Deaf and
the SONOMAX Sound Amplifier*

LANGHAM HOUSE (Dept. 91)

308 REGENT STREET, LONDON, W. 1

The Journal of Laryngology and Otology

(Founded in 1887 by MORELL MACKENZIE and NORRIS WOLFENDEN)

EDITED BY

A. LOGAN TURNER AND J. S. FRASER

ASSISTED BY

DOUGLAS GUTHRIE AND WALTER HOWARTH

1. Original Articles are accepted on the condition that they have not been published elsewhere.

2. Manuscripts should be typewritten, on one side only of the paper, and well spaced.

3. Galley proofs and engraver's proofs of illustrations are sent to the author. Corrections, which should be kept to a minimum, must be clearly marked and no additional matter should be added.

4. The order for reprints should be sent when returning galley proofs, and for this purpose special forms are supplied, on which the price of the reprints is stated.

5. Authors of Original Communications on Oto-Laryngology in other Journals are invited to send a copy, or two reprints, to the *Journal of Laryngology*. If they are willing, at the same time, to submit their own abstract (in English, French, Italian, or German) it will be welcomed.

6. Editorial Communications should be addressed to "EDITORS, *Journal of Laryngology*, c/o Messrs OLIVER AND BOYD, Tweeddale Court, Edinburgh."

7. The Annual Subscription is Forty Shillings, post free, and is payable in advance.

8. Single copies of back numbers, both of the present and the previous series, are on sale at Four Shillings each.

9. An Annual Subscription can be commenced with any number of the Journal, and the preceding numbers of the current year can be purchased at Four Shillings each.

UNITED STATES OF AMERICA

Orders for this Journal, for single parts or yearly subscriptions, can be sent either through a local bookseller, or to Messrs G. E. STECHERT & Co., 31-33 East 10th Street, New York.



Cassell & Company Ltd.

Third Edition, Enlarged

DISEASES OF THE NOSE AND THROAT

Comprising Affections of the Trachea and Œsophagus

By SIR ST CLAIR THOMSON,
M.D., F.R.C.P. Lond., F.R.C.S. Eng.

“It was stated dogmatically in the review of the first edition that this is the best book of its kind in the English language, and there is every reason to ratify that opinion now, fifteen years later.”—*British Medical Journal*.

“The very high standard set by Sir St Clair Thomson in the earlier editions has been fully maintained.”—*Lancet*.

“Sir St Clair Thomson’s *magnum opus* has been well described as ‘the laryngologist’s Bible.’ . . . The work as a whole reflects credit on British Laryngology and on its eminent author.”—*The Practitioner*.

“Un livre dont le succès a été mondial. . . . Ce livre est, actuellement, le meilleur traité didactique paru sur la Rhino-Laryngologie.”—*Annales des Maladies de l’Oreille*.

“The work . . . should be in the library of every pædiatrist.”—*British Journal of Children’s Diseases*.


“The book has a position quite beyond challenge.”—*Medical Press and Circular*.

“The illustrations, increased in number, are admirably chosen, many being entirely new. . . . [The author’s] book is but one of the many services he has rendered to laryngology, and reflects the utmost credit on British medicine.”—*Journal of Laryngology and Otology*.

“No master of science could have a more worthy monument.”—Dr BRYSON DELAVAN, the doyen of New York laryngology.

Medium 8vo, 960 pages, with 12 Colour and 12 Black and White Plates and 379 Figures in the Text. Cloth gilt, 45s. net.

CASSELL & Co., Ltd., La Belle Sauvage, London, E.C. 4



CHEVALIER JACKSON'S INSTRUMENTS FOR ŒSOPHAGOSCOPY, LARYNGOSCOPY, AND BRONCHOSCOPY

New Models as made for Walter G. Howarth, F.R.C.S.

Each Instrument is made in accordance with the details of Chevalier Jackson's most recent models, and each is supplied with *a spare light carrier*, i.e., 2 light carriers and 2 lamps. All the models have been redesigned with a view to rendering them more easily cleansed; all the crevices and corners for the dirt have been taken away.

To ensure better visibility the tips of the forceps are *black*.

The Howarth-Jackson's Instruments are **less expensive than other American or English models**, and a further economy has been effected by rendering the instrument tips interchangeable, thus reducing the number of forceps handles and tips required.

The lamps are 2.5 volt and more durable than the usual models.



Telegrams—"DOWN, LONDON."

Telephone—HOP 4400 (4 lines).

Manufactured only by

DOWN BROS., LTD.

SURGICAL INSTRUMENT MAKERS

21 and 23 ST THOMAS'S STREET

LONDON, S. E. 1

(Opposite Guy's Hospital)

HENRY KIMPTON'S NEW PUBLICATIONS

NEW (FIFTH) EDITION

NOW READY

Pathology and Treatment of
the Inflammatory Diseases of
The Nasal Accessory Sinuses

By Professor Dr M. HAJEK

Translated and Edited by J. D. HEITGER, M.D., and F. K. HANSEL, M.D.

Large Octavo. Two Volumes. 702 pp., with 186 Illustrations.
Cloth. Price 75s. net (postage 1s. 3d., abroad 2s. 6d.)

HAJEK'S work on the nasal accessory sinuses has proved to be a lasting contribution to the literature of nose and throat diseases. When the first edition was published nearly thirty years ago it was given the stamp of approval by the most eminent specialists in this branch of medicine. This translation from the latest—the fifth German edition that appeared about a year ago—gives to the English-speaking rhinologist for the first time an opportunity to acquaint himself with the work of this acknowledged Vienna master.

"The publication of this work in English forms a landmark in the history of British rhinology."—*Journal of Laryngology*.

NEW WORK

NOW READY

Nasal Neurology, Headaches and Eye Disorders

By GREENFIELD SLUDER, M.D., F.A.C.S.

Clinical Professor and Director of the Department of Laryngology and Rhinology,
Washington University Medical School

Large 8vo. 428 pp., with 165 Illustrations, mostly original, including
2 Coloured Plates. Cloth. Price 50s. net (postage 9d., abroad 1s. 6d.)

OPHTHALMOLOGISTS and neurologists have sought in vain many times for some clue that would help them to clear up a persistent headache that rendered life miserable to their patients. This monograph throws light on this subject, and is sure to help clear up many of these cases.

"The book contains much to interest, not only the rhinologist, but the ophthalmologist, neurologist, and general physician."—*Lancet*.

"Every internist, neurologist, oculist and rhinologist should be conversant with Sluder's stimulating work, the practical application of which would assuredly result in the elimination of much undetected suffering."—*Journal of Laryngology*.

"The arrangement of the book is excellent, and, with the liberal illustrations, the descriptions of treatment technique are easy to follow."—*Edinburgh Medical Journal*.

New Catalogue of Medical Publications Free on Request

HENRY KIMPTON, 263 High Holborn, LONDON, W.C. 1



A valuable adjunct in the treatment of middle-ear inflammation

EVERY general practitioner knows the tendency of middle-ear infection, suppurative and non-suppurative, to eventuate in abscess, and to extend to and involve the mastoid cells. The following use of Antiphlogistine has been found effective in ameliorating this condition.

Heat the Antiphlogistine; and spread it at least $\frac{1}{4}$ inch thick over and beyond the affected ear. Physicians report that this treatment is highly

satisfactory in relieving the pain and where the abscess has not already formed will tend to diffuse the inflammation and congestion, preventing, in many instances, the more serious condition of mastoid abscess.

A scientific, practical method of treating mastoid inflammations is fully described in our special Ear, Nose and Throat Booklet, of which we would be glad to send you a copy, if we may.

The Denver Chemical Mfg. Company
LONDON, E. 3

Laboratories : London, Sydney, Berlin, Paris,
Buenos Aires, Barcelona, Montreal, Mexico City

Antiphlogistine
TRADE MARK

"Promotes Osmosis"



Just Published. Second Edition. Fully Revised and Enlarged.
Demy 8vo, 464 pp. 234 Text Illustrations and 12 Plates (of which 8 are in colour). 20s. net, Postage 9d.

DISEASES OF THE **NOSE, THROAT, AND EAR**

For Practitioners and Students

Edited by **A. LOGAN TURNER, M.D., LL.D., F.R.C.S.E.**
Consulting Surgeon, Ear and Throat Department, Royal Infirmary, Edinburgh

With the collaboration of

J. S. FRASER, M.B., F.R.C.S.E. **J. D. LITHGOW, M.B., F.R.C.S.E.**
W. T. GARDINER, M.C., M.B., F.R.C.S.E. **G. EWART MARTIN, M.B., F.R.C.S.E.**
 and **DOUGLAS GUTHRIE, M.D., F.R.C.S.E.**

"May confidently be recommended for the use of students and practitioners."—*Lancet.*
 "Will prove of the greatest value."—*Journal of Laryngology and Otology.*

BRISTOL: JOHN WRIGHT & SONS LTD. LONDON: SIMPKIN & CO. LTD.

INSTRUMENTS AND EQUIPMENT FOR

Examination of Ear, Nose and Throat, Operation on Tonsils, Adenoids, Mastoid, Nasal Septum

As supplied to and used in

EAR, NOSE AND THROAT DEPARTMENT, ROYAL INFIRMARY, EDINBURGH
 THE EDINBURGH EYE, EAR AND THROAT INFIRMARY, ETC., ETC.

ALSO THE CHEVALIER JACKSON INSTRUMENTS

ARCHD. YOUNG & SON, 57-61 FORREST ROAD, EDINBURGH

Surgical Instrument Makers to Royal Infirmary, Edinburgh

'Phone: 20669.

Telegrams: "Bandage, Edinburgh," A.B.C. Code, 5th Ed.

CENTRAL LONDON THROAT, NOSE, AND EAR HOSPITAL GRAY'S INN ROAD

(Near King's Cross Stations)

DAILY CLINICS. LECTURES ON FRIDAYS, 4 p.m.
 OVER 11,000 NEW PATIENTS LAST YEAR. 50,000 ATTENDANCES.
 IN-PATIENT DEPARTMENT, 43 BEDS. In-Patient Operations Daily.
 SPECIAL INTENSIVE COURSE OF LECTURES AND DEMONSTRATIONS
 (including Operative Surgery Course; Peroral Endoscopy Class and
 Pathology Class, especially suitable for D.L.O. Students), in co-operation
 with the Fellowship of Medicine, twice yearly—May and October.
 COURSE IN METHODS OF EXAMINATION & DIAGNOSIS at frequent intervals.

SURGEONS

Dr ANDREW WYLIE Mr NICOL RANKIN
 Dr DAN MCKENZIE Mr ARCHER RYLAND
 Mr HAROLD KISCH Mr F. W. WATKYN-THOMAS

ASSISTANT SURGEONS

Mr C. GILL-CAREY Mr ARMOUR BROWN
 Mr J. D. McLAGGAN

CLINICAL ASSISTANTS

Are appointed from among those duly qualified gentlemen who have been enrolled as Post-Graduate Students of the Hospital.

FEES

For attendance on the practice of the Hospital—

Three months 5 guineas | Six months 8 guineas

Special Intensive Course.—

Clinical Course, £5, 5s., Operative Surgery, £7, 7s., Endoscopy, £6, 6s.,
 Pathology, £4, 4s.

Further particulars on application to

ARCHER RYLAND, F.R.C.S.Ed.,
Dean.

JOHN H. YOUNG,
Secretary.

*In the Press**Ready Shortly*

THE TONSILS AND ADENOIDS AND THEIR DISEASES

Including the Part they Play in Systemic Diseases

By IRWIN MOORE, M.B. C.M.

Late Honorary Surgeon to the London Throat Hospital for Diseases of the Throat, Nose and Ear, Great Portland Street; and also to the Hospital for Diseases of the Throat, Golden Square, London, W.

Demy 8vo.

Fully Illustrated.

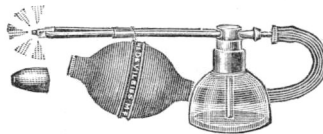
Price 21s. net

This book is the outcome of much practical private and hospital experience, and embodies a number of papers which the author has contributed to various medical journals during recent years, dealing with the important subject of enlarged or diseased tonsils and adenoids—their menace to health, the operative technique for their removal, and the control of hæmorrhage, during and after removal.

WM. HEINEMANN (MEDICAL BOOKS) LTD.
99 Great Russell Street, London, W.C.1.

DeVILBISS SPRAY No. 15

FULLY
GUARANTEED



FOR ALL
PURPOSES

For Spraying the Nose and Throat with Oils and Aqueous Solutions

Important

The adjustable tip permits spraying in any direction, and is especially important when the bronchial tubes or the post-nasal cavities are to be treated.

When prescribing, please specify

“DeVilbiss Spray No. 15”

(of all Chemists and Surgical Instrument makers)

Complete illustrated Catalogue from

DeVILBISS, CO., LTD., WEST DRAYTON, MIDDLESEX

For Inflammatory Conditions

of the Nose, Ear and Throat

NEO-PROTOSIL is finding increasing favour in the treatment of the above conditions. It is a combination of silver iodide with a soluble protein base. Although an excellent antiseptic, it is non-irritating to mucous membrane and does not cause dark stains.


Further particulars and a sample will be sent on request.

Neo-Protosil

PARKE, DAVIS & CO.



BEAK ST., LONDON, W.1



Eustachian Sounds. Made of stainless steel as suggested by F. PEARCE STURM, M.Ch., and described in *Lancet*, 16th April 1927.

A. CHARLES KING, LTD.

SURGICAL INSTRUMENT MAKERS

34 DEVONSHIRE STREET, LONDON, W.1

Telephone—Langham 2264

EAR-MICROSCOPE

according to E. Lüscher

magnifying 10-50 fold

Described in the "Zeitschrift für Hals- Nasen und Ohrenheilkunde," Vol. 17, 1927, page 403.

LAMP FOR LARYNGOSCOPY AND GENERAL CLINICAL EXAMINATION

according to Siegrist-Siebenmann

HAAG-STREIT BERNE

Manufacturer of Optical—Medical—Instruments

*Please ask
for detailed
Prospectus*

CONTENTS

	PAGE
THYROGLOSSAL CYSTS AND ALLIED CONDITIONS. Norman Patterson, M.B., Ch.B. Edin., F.R.C.S. Eng.	313
THE INCIDENCE OF TUBERCULOUS INFECTION IN THE FAUCIAL AND PHARYNGEAL TONSILS OF CHILDREN. Gordon R. Scarff, M.B., Ch.B., F.R.C.S.E., and L. E. H. Whitby, M.D. (Camb.), M.R.C.P. (Lond.), D.P.H.	328
TUBERCULOSIS OF THE TONSIL. Surgeon-Commander W. H. Murray (R.N.), and Surgeon-Commander J. A. Maxwell, F.R.C.S.E., R.N.	335
TUBERCULOSIS OF THE TONSIL. J. B. Horgan, M.B., Ch.B., D.L.O.	338
CLINICAL RECORDS—	
Case of Surgical Emphysema of the Left Orbit and Cheek. G. Ewart Martin, M.B., F.R.C.S.E.	340
Emphysema in Left Orbit of Nasal Origin. Flight-Lieutenant E. A. Dalziel Dickson, R.A.F.	341
Fracture of the Base of the Skull and other Injuries, followed by Acute Mastoid Disease. Operation: Recovery. W. J. Harrison	342
SOCIETIES' PROCEEDINGS—	
Royal Society of Medicine—Section of Laryngology	345
Société de Laryngologie des Hôpitaux de Paris	357
ABSTRACTS—	
The Ear	361
The Nose and Accessory Sinuses	366
Peroral Endoscopy	370
The Œsophagus	376
REVIEWS OF BOOKS	377
LETTER TO THE EDITORS	381
GENERAL NOTES	381