

September
1989

The Journal of Laryngology and Otology



Founded in 1887 by Morell Mackenzie & Norris Wolfenden

Edited by JOHN B. BOOTH

Assistant Editors NEIL WEIR, PATRICK BEASLEY, CAROL WENGRAF, RICHARD RAMSDEN,
IOLO GRIFFITH & PETER RHÏS EVANS

Advisor in Pathology IMRICH FRIEDMANN

Advisor in Audiology LINDA LUXON

Advisors in Radiology GLYN LLOYD & PETER PHELPS

Advisor in Statistics STEPHEN EVANS

Vol 103
No 9

The Journal of Laryngology and Otology

(Founded in 1887 by MORELL MACKENZIE and NORRIS WOLFENDEN)

Edited by JOHN B. BOOTH

Assistant Editors NEIL WEIR, PATRICK BEASLEY, CAROL WENGRAF, RICHARD RAMSDEN,
IOLO GRIFFITH & PETER RHŶS EVANS

Editorial Assistant CAROLINE BARRETT

INSTRUCTIONS FOR AUTHORS

1. Original articles which have not been published elsewhere are invited and should be sent to the Editor. They are considered for publication on the understanding that they are contributed to this *Journal* solely. Reproduction elsewhere, in whole or in part, is not permitted without the previous written consent of the Author and Editor and the customary acknowledgement must be made. Normally an original main article should not exceed 7500 words.

Longer articles or theses will be considered for publication as *Supplements*, at the expense of the authors or their employing authorities.

2. Manuscripts should be typewritten in duplicate on one side only of the paper (A4 297×210 mm) and double spaced, with wide margins.

Begin each component on a new page in the following sequence: title page, abstract, text, acknowledgements, references, tables and legends.

(a) **Abstract**—This should contain not more than 150 words and include a statement of the problem, the method of study, results and conclusions; a 'summary' section should *not* be included in the main manuscript.

(b) **Text**—Suggested outline—(1) introduction, (2) materials and methods, (3) results, (4) discussion, (5) conclusion.

(c) **Tables** are adjuncts to the text and should not repeat material already presented.

(d) **Illustrations**—Two set of illustrations, one with each copy of the manuscript, must be submitted and all authors should remember that the single column width is 80mm. One set of illustrations should, therefore, not exceed this width and they should ensure that the essential features are illustrated within this dimension.

Coloured illustrations will be charged to authors, unless a special grant is authorized by the Editor.

Written permission from the publisher must be provided to the *Journal* in order to republish material with copyright elsewhere and also from the senior author where necessary.

(e) **Measurements** must be in metric units, with *Système Internationale* (SI) equivalents given in parentheses.

(f) **References**—For *Journal* articles, The Harvard system of recording references should be used, e.g. Green, C. and Brown, D. (1951). The tonsil problem. *Journal of Laryngology and Otology* 65: 33–38. A paper written by more than two authors should be abbreviated in the text, e.g. Green *et al.* 1951, but *all* the authors should be given in the list of references. The titles of all Journals should be given without abbreviation. **References should be listed in alphabetical order**; use of the Vancouver system will *not* be accepted.

For single-author books, the following style should be used: Green, C. (1951). *The tonsil problem*, 2nd edn., vol. 1, Headley Brothers Ltd., Ashford, Kent, 98 pp.

For papers in multi-author books with one or more editors, the reference should be recorded as follows: Brown, D. (1951). In *Diseases of the Ear, Nose and Throat* (White, A. and Black, B., eds.), pp. 33–38, Headley Brothers Ltd., Ashford, Kent.

It is most important that authors should verify personally the accuracy of every reference before submitting a paper for publication. The names of authors cited in the References should be given in alphabetical order.

(g) **Meetings**—If the manuscript was presented at a meeting, the place where it was held, and the date on which it was read must be included and should appear at the foot of the title page.

(h) **Financial disclosures**—In the submission letter to the Editor, the authors must list all affiliations with or financial involvement in, organizations or entities with a direct financial interest in the subject matter or material of the research discussed in the manuscript.

(i) **Rejections**—As from January, 1989, all manuscripts which are rejected will no longer be returned to the authors. Those submitting papers should, therefore, ensure that they retain at least one copy and the reference numbers, if any, of the illustrations. The only exception to this will be those manuscripts with colour illustrations which will be returned *automatically* by Surface Mail.

3. Page proofs are sent to authors for corrections, which should be kept to a minimum; they must be clearly marked, and no extra matter added. Proofs should be returned within 5 days.

4. Orders for reprints must be sent when returning page proofs, and for this purpose special forms are supplied.

5. Editorial communications may be addressed to **The Editor, Journal of Laryngology and Otology, c/o Headley Brothers Ltd., The Invicta Press, Ashford, Kent TN24 8HH.**

6. **The annual subscription is £60 (sixty pounds sterling) post free; U.S.A. \$150 post free, and payable in advance.** Reduced rates for those in-training (Residents/Registrars) £35 \$90. (Those in training should submit a certificate from the Head of the Department giving details of their appointment; those who qualify must supply their *home* address for mailing direct).

7. Single copies of current or back numbers (when available) will be on sale at £10 each (including postage).

8. All subscriptions, advertising and business communications should be sent to the publishers, or subscription agents.

HEADLEY BROTHERS LTD,
THE INVICTA PRESS, ASHFORD, KENT.


© *Journal of Laryngology and Otology Ltd.*, 1989

ISSN 0022-2151

Second class postage paid Rahway, N.J.

Postmaster: Send address corrections to The Journal of Laryngology and Otology, c/o Mercury
Airfreight International Ltd. Inc., 10B Englehard Avenue, Avenel, N.J. 07001.

NEW FILE BINDERS
are now available
for The Journal



Bound in blue and white rexine to
hold one volume. Available, boxed,
from the Publisher price £12
including VAT and postage
HEADLEY BROTHERS LTD, Queens Road
Ashford Kent.

THE LARYNGOSCOPE

A Monthly Journal
devoted to the disease of
EAR, NOSE AND THROAT

*Official organ for the American Laryngological
Rhinological and Otological Society*

Price \$90.00 per year

Canada \$110.00 per year

Foreign \$110.00 per year

ESTABLISHED 1896

GERSHON J. SPECTOR
EDITOR

9216 CLAYTON ROAD, SUITE 18, ST. LOUIS,
MISSOURI 63124-1561

For Advertisement Rates and Space in this Journal

apply to

The Advertisement Manager

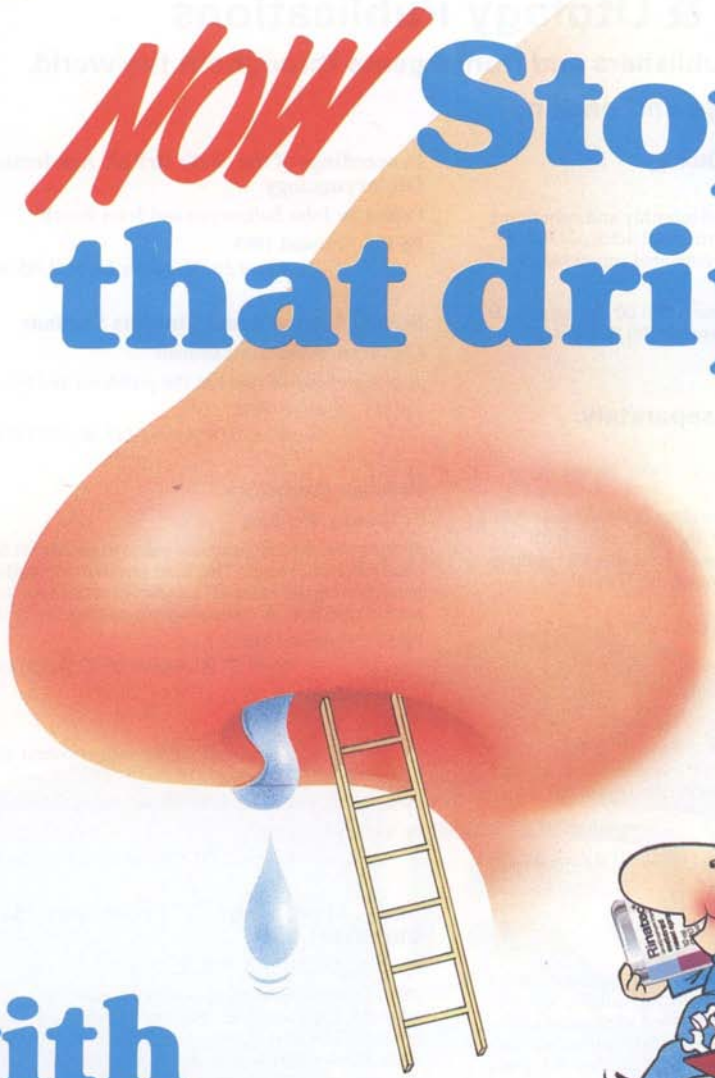
**THE JOURNAL OF LARYNGOLOGY
AND OTOLOGY**

Headley Brothers Limited

The Invicta Press · Ashford · Kent TN24 8HH

Tel: (0233) 623131

NOW Stop that drip!



with



Rinatec[®]

ipratropium bromide

Up to 8 hours relief – after only 5 minutes

Prescribing Information

Presentation: Metered dose inhaler containing 200 doses, each delivering ipratropium bromide 20 micrograms. **Action:** Anticholinergic drug. **Indications:** The treatment and management of watery rhinorrhoea associated with perennial rhinitis. **Contra-indications, Precautions and Warnings:** Contra-indications: Hypersensitivity to atropine or ipratropium bromide. Caution in glaucoma, prostatic hypertrophy and pregnancy, especially the first trimester. Do not spray into the eyes. Review the patient's condition if the need for use increases or is excessive. Treatment may result in dryness of the nasal mucosa. Burning, bleeding, itching, stuffiness, crusting, sneezing and irritation have also been reported. **Dosage:** Adults only: 1 or 2 puffs to the affected nostril(s) up to a maximum of 4 times a day while symptoms persist. **Pack size:** 10ml vial complete with nasal adaptor. **Basic NHS Price:** £4.21. Price correct at time of printing. PL 1416/0022. For full prescribing information please see data sheet.



**Boehringer
Ingelheim**

Boehringer Ingelheim Ltd.,
Bracknell, Berkshire RG12 4YS.

 For further information ring the Rinatec Hotline free of charge on 0800 521015 

Laryngology & Otology Publications

Available from the Publishers and from Agents throughout the world.

Prices include postage and packing.

The Journal of Laryngology and Otology

Edited by John B. Booth

A leading international journal, published monthly and containing original scientific articles and clinical records in all fields of Otology, Rhinology and Laryngology. Including occasional supplements.

Founded in 1886.

Annual subscription for 1989 (calendar year): £60.00 Agents £51.00 (US\$150.00 Agents \$127.50); Students rate £35.00 (US\$90.00)

ISSN 0022 2151

Supplements still available separately.

Traité de L'Organe de L'Ouïe

by Nehemiah Asherson

This Bibliography of one of the earliest accurate descriptions of the organ of hearing, which first appeared in 1683, represents the culmination of a lifetime of historical research. It includes a biographical section on Du Verney, the author of the 'Traité'.

Pp 110 ISBN 0 7186 0447 4

Retail £7.00 Agents £6.12 (US\$14.00 Agents \$12.25)

The ENT Surgeon looks at the Orbit

by D. F. N. Harrison

This supplement records in some detail Professor Harrison's 'personal experience over a period of 20 years dealing with a wide variety of clinical conditions in which entry into the orbit was a desirable or essential part of treatment'.

Pp 42 Printed 1980

Retail £4.00 Agents £3.50 (US\$8.00 Agents \$7.00)

Tinnitus

Chairman: Abraham Shulman

The Proceedings of The First International Tinnitus Seminar, which was held in New York in June 1979. Practically all the original papers are reproduced in full, and there are edited versions of all the Panel Discussions. The contributions, from an international group of experts, give comprehensive coverage to a subject of great current interest and importance.

Pp 216 Printed 1981

Retail £10.00 Agents £8.75 (US\$20.00 Agents \$17.50)

20 Years Experience with Homografts in Ear Surgery

by Christian Betow

The author, a professor of Otolaryngology in West Berlin, gives a full account of his pioneering development of homograft materials in reconstructive surgery of the middle ear.

Pp 28 Printed 1982

Retail £4.00 Agents £3.50 (US\$8.00 Agents \$7.00)

Laryngology Applied to Singers and Actors

by Norman A. Punt

This fascinating monograph fills an obvious void in laryngological literature. The author, eminent in the field of vocal problems in theatre and opera house, writes with understanding, knowledge and concern. When mixed with valuable advice and useful prescriptions, this monograph will serve to guide all who find themselves called upon to help these most sensitive individuals.

Pp 24 Printed 1983

Retail £4.00 Agents £3.50 (US\$8.00 Agents \$7.00)

Experimental and Clinical Studies in Otitis Media with Effusion

by Jamsheed A. Khan

An experimental and clinical study on the effects of Carbocisteine on fluid in the middle ear.

Pp 28 Printed 1983

Retail £4.00 Agents £3.50 (US\$8.00 Agents \$7.00)

Proceedings of the Sixth British Academic Conference in Otolaryngology

Edited by John Ballantyne and John Booth

Pp 134 Printed 1983

Retail £5.00 Agents £4.50 (US\$10.00 Agents \$7.50)

Second International Tinnitus Seminar

Chairman: Abraham Shulman

A comprehensive study of the problems and treatment of tinnitus.

Pp 323 Printed 1984

Retail £20.00 Agents £17.50 (US\$40.00 Agents \$35.00)

Forensic Audiology

by Chuang Wei Ping

A clear concise and practical guide to industrial hearing damage by a barrister/physician. This is an unusual and highly specialised aide memoire for the personal injuries practitioner, well illustrated with recent case law. A commendable enterprise by the author.

Pp 57 Printed 1986

Retail £7.00 Agents £6.12 (US\$14.00 Agents \$12.25)

The Acute Orbit

Preseptal (Periorbital) cellulitis subperiosteal abscess and orbital cellulitis due to sinusitis.

by J. R. Moloney, N. J. Badham and A. McRae

Pp 18 Printed 1987

Retail £7.00 Agents £6.12 (US\$14.00 Agents \$12.25)

Nasal Mast Cells: A Preliminary Report on their Ultrastructure

by A. B. Drake-Lee, F.R.C.S.

The ultrastructural morphology of mast cells in the nose and the adenoids are compared. Normal cells have a very varied morphology with electron dense granules which have scrolls occasionally. Cells from patients with perennial allergic rhinitis show variable degranulation in all areas examined. Few cells were seen in the surface epithelium. Cells from the adenoids had different degrees of degranulation which suggests that mast cell reactions are not a constant feature.

Pp 17 Printed 1987

Retail £10.00 Agents £8.75 (US\$20.00 Agents \$17.50)

Surgical Anatomy of Structures Adjacent to the Thyroid Apex and Post-operative Voice Change (A Review Including Dissection)

by K. L. Yerzingatsian, F.R.C.S.

Pp 13 Printed 1987

Retail £10.00 Agents £8.75 (US\$20.00 Agents \$17.50)

Inferior Meatal Anstrostomy Fundamental Considerations of Design and Function

by Valerie Joan Lund, M.S., F.R.C.S.

Pp 18 (Contains 12 x 4 colour illustrations) Printed 1988

Retail £15.00 Agents £13.12 (US\$30.00 Agents \$26.25)

Surgical Management of the Discharging Mastoid Cavity

by R. P. Mills, M.Phil., F.R.C.S.

Pp 6 Printed 1988

Retail £10.00 Agents £8.75 (US\$20.00 Agents \$17.50)

Acquired Subglottic Stenosis

by John M. Graham, F.R.C.S.

Pp 48 Printed 1988

Retail £12.00 Agents £10.50 (US\$24.00 Agents \$21.00)

WE'VE KEPT IT
UNDER HERE
LONG ENOUGH



RICHARDS

A member of the
Smith and Nephew group



IN MEMPHIS TENNESSEE THEY'RE PROUD TO BE BRITISH

Look at the highly competitive American market and you will find that Richards is one of the leaders. However, it may surprise some people to know that Richards is a highly successful British company. Like Richards in the UK and in fifty countries worldwide, we are all part of Smith & Nephew. And you can't get more British than that.

Our growth over the past decade has been truly phenomenal. So much so that we're in the top four internationally. The engine of our success is product innovation. Plus the ability to translate concept into reality.

We are also committed to an ongoing programme of research and education. This includes Research & Travel Awards for surgeons in training; and international seminars on advances in technology and surgical techniques. Richards is yet another striking example of Britain at its best. And if our origins have not been readily apparent, put it down to our typically British reserve.



Richards Medical Company (UK) Ltd.,

6 The Technopark, Newmarket Road, Cambridge CB5 8PB. Tel: 0223 853321 Telex: 817017 Fax: 02205 3603

A member of the Smith & Nephew Group.



RICHARDS
RICHARDS ORTHOPAEDIC
AND MICROSURGERY
PRODUCTS

RECONSTRUCTIVE

TRICON
Total Knee Systems for use with or
without cement
MOD III
Modular Uni Knee System
AUTOPHOR
Ceramic Modular Cementless T.H.R.
BIOFIT
Pressfit Modular Cementless T.H.R.
BUTEL
Isoelastic Modular Cementless T.H.R.
CST
Cementless Acetabular Cup
ITH
Modular Cemented T.H.R.
COFIELD
Cementless Shoulder Replacement

TRAUMA

CLASSIC/AMBI
Compression Hip Screw
KEY-LOK
Compression Hip Screw
RUSSELL-TAYLOR
Interlocking Intramedullary Nails
OSTEO
Auto Compression Plates and Bone
Screws
Letournel Acetabular Fixation
System
Foucher Hand Fixation System
Harms Modified Harrington Spinal
System
C.H.P.
Cannulated Hip Pins
U.C.S.
Universal Cannulated Screws
STAPLES
Osteotomy and Ligament Fixation
DYNABRACE
External Fixation System
ILIZAROV
External Skeletal Apparatus

GENERAL

DONJOY
4 Point Cruciate Bracing
R.O.M. Splints
R.O.M. Walker
Ankle Ligament Protector
KINETEC
Continuous Passive Motion for
Knee/Hip/Elbow/Shoulder/Hand
PYROST
Hydroxylapatite Bone Substitute
INSTRUMENTS
Reamers, Osteotomes, etc

ARTHROSCOPY

DYONICS
Arthroscopy Equipment
Dyocam 650 Chip Camera
Power Shavers/Abraders
Pacesetter D3500
Dyovac Suction Punches
Hand Instruments/Arthroscopes

MICROSURGERY/OTOLOGY

RICHARDS
Ventilation Tubes (Grommets)
Porps/Torps
Microscope, Equipment and
Patient Drapes
Precision Otolary Instruments
GROTE/WEHR
Hydroxylapatite Ossicular and
Canal Wall Prostheses
INERAID
Multi-Channel Cochlear Implant
SHEA
Otodrill
Microdrill
OSTEO
Maxillofacial Plating System
Microsurgical Instruments
DISPOSABLE INSTRUMENTS &
ACCESSORIES
Myringotomy Knives, Suction Tubes
Ear Speculae, Instrument Wipes, Etc.



The Difference is
Commitment

DOWNNS
SURGICAL
in association with
**THE INSTITUTE OF
LARYNGOLOGY
AND OTOTOLOGY**
are pleased to announce

*THE 8TH
TEMPORAL
BONE
DISSECTION
PRIZE*

The First Prize enables the winner to attend the **Portmann Course in Microsurgery in Otolaryngology and Otoneurology** at Bordeaux in July 1990.

The Second Candidate will receive Medical Books to the value of £150 and the Third Candidate to the value of £100.

Commemorative Ties are awarded for all bones included in the display.

Candidates eligible for this prize will be full-time SHO's, Registrars and Senior Registrars in clinical posts in Otolaryngology within the United Kingdom, and Consultants appointed after 1st January 1990.

Submissions should consist of two dried temporal bones:

- 1) Dissected to demonstrate the intra-temporal course of the facial nerve.
- 2) Dissected according to the candidates' own choice.

The Winner will be announced at the meeting of the Otolaryngology section at the **Royal Society of Medicine** in May 1990.


The Judges are: Mr Bernard Colman, Mr Stephen Richards and Mr Martin Bailey.

Further Information is available from Mr C.M. Bailey at the address below.

Entries must be sent to Mr C.M. Bailey (c/o the Department of Pathology), at the address below.

All temporal bones must be transported according to the existing regulations, and must be received before 28th February 1990. No entries can be accepted after this date.

Contact:
The Institute of Laryngology and Otology
330/332 Gray's Inn Road,
LONDON WC1X 8EE
Tel. 01-437 8855 Ext. 4010



when
vertigo
puts them
in a spin

"The first attack
of Ménière's
disease may be
monosymptomatic,
with sudden,
prolonged vertigo
without deafness
or tinnitus."¹



Sercurity[®]
betahistine

tackles the symptoms by treating the cause

Presentation

White tablets containing 8mg betahistine dihydrochloride. Available in packs of 120 tablets. Basic NHS price £12.88.

Indications

Vertigo, tinnitus and hearing loss associated with Ménière's syndrome.

Dosage and Administration

Adults: Initially two tablets three times daily, taken preferably with meals.
Maintenance dose: 3-6 tablets daily.

Contra-indications, Warnings, etc.

Contra-indications: Phaeochromocytoma.

Precautions: Clinical intolerance to Serc in bronchial asthma patients has not been shown, but caution should be exercised when administering this histamine analogue to bronchial asthma patients. Interaction between Serc and antihistamines is theoretically possible, but no reports have been received. The usual precautions should be observed.

Side effects: There has been a small number of reports of gastric upset. Product Licence Number 0512/0076.

Reference:

1 Venna N. *Geriatric Med.* 1986, September, 17-22.

duphar

Further information is available from: Duphar Laboratories Limited, Gaters