

The Journal of Laryngology and Otology

EDITED BY
G. H. BATEMAN

ASSISTANT EDITOR
LIONEL TAYLOR

Contents

KERATOSIS OF THE LARYNX	CHARLES M. NORRIS and AUGUSTIN R. PEALE
KERATOSIS LARYNX	HELEN RUSSELL
KERATOSIS OF THE LARYNX	M. LEDERMAN
GRAFTLESS STAPEDECTOMY	G. GARAYCOCHEA ✓
SURGICAL TREATMENT OF THE HEARING LOSS ASSO- CIATED WITH OSTEOGENESIS IMPERFECTA TARDA	JOHN J. SHEA, G. D. L. SMYTH and FRANZ ALTMANN
RHINOPHYCOMYCOSIS	F. D. MARTINSON
CLINICAL RECORDS—	
PEDUNCULATED HAMARTOMA OF THE ŒSOPHAGUS	A. P. FULLER
SARCOIDOSIS OF THE LARYNX	YOG R. ARORA
EGG SHELL IN THE LARYNX	R. IRANI
STAPEDIAL ADHESIONS TREATED BY PLATINEC- TOMY	T. M. BANHAM
FENESTRATION OF THE PROMONTORY (GRAFTLESS STAPEDECTOMY TECHNIQUE) IN A CASE OF CONGENITAL ABNORMALITY OF THE FACIAL CANAL	B. GARAYCOCHEA
SOCIETIES' PROCEEDINGS—	
ROYAL SOCIETY OF MEDICINE—SECTION OF LARYNGOLOGY	

GENERAL NOTES

London

Headley Brothers

109 Kingsway WC2

Annual Subscription £4/4/0 net, U.S.A. \$13

Monthly, 10/- net post free

The Journal of Laryngology and Otology

(FOUNDED in 1887 by MORELL MACKENZIE and NORRIS WOLFENDEN)

EDITED BY

G. H. BATEMAN

ASSISTANT EDITOR

LIONEL TAYLOR

1. Original articles which have not been published elsewhere are invited and should be sent to the Editor. They are considered for publication on the understanding that they are contributed to this *Journal* solely. Reproduction elsewhere, in whole or in part, is not permitted without the previous written consent of the Author and Editor and the customary acknowledgement must be made.

2. Manuscripts should be typewritten, on one side only of the paper, and well spaced. Captions to illustrations should be typed on a separate sheet and sent at the same time as original photographs, etc.

The Harvard system of recording references should be used, e.g. GREEN, C., and BROWN, D. (1951) *J. Laryng.*, 65, 33. Abbreviations of Journals should follow the style recommended in *World Medical Periodicals*, published by World Health Organization, 1952.

It is most important that authors should verify personally the accuracy of every reference before submitting a paper for publication.

3. Galley proofs and engraver's proofs of illustrations are sent to the author. Corrections, which should be kept to a minimum, must be clearly marked, and no extra matter added. Proofs should be returned within 5 days.

4. Illustration blocks are provided free up to the limit of £10 per article; beyond this authors are expected to pay half the cost. Coloured illustrations will be charged in full to authors.

Blocks will normally be held by the Printers for three years after which they will be destroyed. Any author who has borne a part of the cost of his blocks is entitled to have these returned to him, but a request for this must be sent within three years of the appearance of the article, to HEADLEY BROTHERS, 109 Kingsway, London, WC2.

5. Orders for reprints must be sent when returning galley proofs, and for this purpose special forms are supplied.

6. Authors of original communications on Oto-Laryngology in other journals are invited to send a copy, or two reprints, to the *Journal of Laryngology*. If they are willing, at the same time, to submit their own abstract (in English, French, Italian, or German) it will be welcomed.

7. Editorial communications may be addressed to THE EDITOR, *Journal of Laryngology*, c/o HEADLEY BROTHERS, 109 Kingsway, London, WC2.

8. The annual subscription is four guineas sterling (U.S.A. \$13) post free, and is payable in advance.

9. Single copies will be on sale at 10s. od. each; copies of parts up to Vol. LXIII which are available may be purchased at 7s. 6d. each.

10. All subscriptions, advertising and business communications should be sent to the publishers, HEADLEY BROTHERS, 109 KINGSWAY, LONDON, WC2.

United States of America

Orders for this *Journal* may be sent through local bookseller, or to STECHERT-HAFNER, INC., 31-33 East 10th Street, New York, or direct to the publishers, HEADLEY BROTHERS, 109 KINGSWAY, LONDON, WC2, England.

© *Journal of Laryngology and Otology*, 1963

Please mention *The Journal of Laryngology and Otology* when replying to advertisements

CONTENTS

	PAGE
KERATOSIS OF THE LARYNX. Charles M. Norris and Augustin R. Peale	635
KERATOSIS LARYNX. Helen Russell	648
KERATOSIS OF THE LARYNX. M. Lederman (London)	651
GRAFTLESS STAPEDECTOMY. B. Garaycochea (Lima-Perú)	660
SURGICAL TREATMENT OF THE HEARING LOSS ASSOCIATED WITH OSTEOGENESIS IMPERFECTA TARDA. John J. Shea, G. D. L. Smyth and Franz Altmann (Memphis, Tennessee)	679
RHINOPHYCOMYCOSIS. F. D. Martinson (Ibadan, Nigeria)	691
CLINICAL RECORDS—	
PEDUNCULATED HAMARTOMA OF THE ŒSOPHAGUS. A. P. Fuller (London)	706
SARCOIDOSIS OF THE LARYNX. Yog R. Arora (London)	714
EGG SHELL IN THE LARYNX. R. Irani (Birkenhead)	720
STAPEDIAL ADHESIONS TREATED BY PLATINECTOMY. T. M. Banham (Truro)	722
FENESTRATION OF THE PROMONTORY (GRAFTLESS STAPEDECTOMY TECHNIQUE) IN A CASE OF CONGENITAL ABNORMALITY OF THE FACIAL CANAL. B. Garaycochea (Lima-Perú)	725
SOCIETIES' PROCEEDINGS—	
ROYAL SOCIETY OF MEDICINE—SECTION OF LARYNGOLOGY	731
GENERAL NOTES	735

THE LARYNGOSCOPE

A Monthly Journal
devoted to the disease of
EAR, NOSE AND THROAT

*Official organ for the American Laryngological
Rhinological and Otological Society*

Price \$15.00 per year Canada \$15.50 per year
Foreign \$16.00 per year

MAX A. GOLDSTEIN, M.D.
FOUNDER

THEODORE E. WALSH, M.D.
EDITOR

640 SOUTH KINGSHIGHWAY
SAINT LOUIS 10, MO.

10 NEW ANSWERS TO YOUR PROBLEMS

✓ In Laryngology

□ APPLIED AUDIOLOGY FOR CHILDREN

by **D. M. C. Dale**, *School for Deaf and Partially Deaf Children, Kelston, Auckland, N.Z.* "... an important factual reference work for all otologists, audiologists and pediatricians working in diagnostic and rehabilitative centers for deaf children."—*Clinical Pediatrics*. Sept. '62, 164 pp., 79 il., \$7.50

□ RADIATION THERAPY IN THE MANAGEMENT OF CANCERS OF THE ORAL CAVITY AND OROPHARYNX

by **Gilbert H. Fletcher and William S. MacComb**, Physics Section by **Robert J. Shalek and Marilyn Stovall**. *All of Univ. of Texas, Houston, Texas.* "... one of the definitive books in this field."—*Transactions of the American Academy of Ophthalmology and Otolaryngology*. Jan. '62, 408 pp., 346 il. (*Amer. Lec. Radiation Therapy* edited by Milton Friedman, New York Univ.), \$16.50

□ CANCER OF THE NASOPHARYNX: Its Natural History and Treatment

by **M. Lederman**, *Royal Marsden Hospital, London, England.* "... there must be few specialists in ear, nose and throat diseases who will not learn from this book."—*The British Journal of Radiology*. May '61, 128 pp., 109 il. (*Amer. Lec. Radiation Therapy* edited by Milton Friedman), \$6.75

□ VOICE AND SPEECH DISORDERS: Medical Aspects

edited by **Nathaniel M. Levin**, *Univ. of Miami, Coral Gables, Fla.* (With 36 Outstanding Contributors.) The section on otology and audiology is outstanding by reason of the up-to-date diagnostic and therapeutic data presented. The newest microsurgical techniques are described. April '62, 1008 pp., 450 il., \$27.50

□ COMMUNICATIVE AIDS FOR THE ADULT APHASIC

by **Blanche R. Martin**, *Santa Rosa Speech and Hearing Center, Santa Rosa, Calif.* "... will be especially valuable in those cases where trained speech therapists are not immediately available and another member of the rehabilitation team may have to undertake this work."—*Annals of Physical Medicine*. April '62, 88 pp., 18 il., \$4.75

✓ In Otology

□ THE NOSE, PARANASAL SINUSES, AND EARS IN CHILDHOOD

by **Donald F. Proctor**, *The Johns Hopkins Univ., Baltimore, Md.* Shows how the desired result may be obtained if diagnosis and treatment are planned logically on a basis of firm fundamental knowledge as outlined here. Jan. '63, 200 pp. (8½×11), 183 il. (*Pediatric Surgical Monograph* edited by Mark M. Ravitch, The Johns Hopkins Univ.), \$12.50

□ NEURAL MECHANISMS OF THE AUDITORY AND VESTIBULAR SYSTEMS

edited by **Grant L. Rasmussen and William F. Windle**, *both of National Institutes of Health, Bethesda, Md.* "This outstanding contribution to our knowledge of the complex workings of the eighth nerve system is quite the best thing that has appeared, and will be read and enjoyed by all who are interested in neuro-otology."—*Brain*. March '61, 436 pp., 433 il., \$15.75

□ SPEECH REHABILITATION OF THE LARYNGECTOMIZED

by **John C. Snidecor**, *Univ. of California, Santa Barbara, Calif.* Rehabilitation of the laryngectomee can and will be markedly improved by application of the diagnostic, surgical, and rehabilitative procedures described here. March '62, 204 pp., 34 il. (*Amer. Lec. Speech and Hearing* edited by Robert West, Brooklyn College), \$8.00

□ HEARING ENHANCEMENT

by **John A. Victoreen**, *Colorado Victoreen Laboratory, Colorado Springs, Colo.* "... will help doctors and professional audiologists to appreciate and understand the limitations and difficulties under which the instrument and hearing instrument dispenser must labour."—*Journal of the Indian Medical Profession*. '60, 200 pp., 56 il., \$7.50

□ ELECTRON MICROSCOPY OF SKIN AND MUCOUS MEMBRANE

by **Alvin S. Zelickson**, *Univ. of Minnesota, Minneapolis, Minn.* A thorough and instructive review of this radically new field in dermatology. Photographs are numerous and well chosen to illustrate the text. Jan. '63, 188 pp., 84 il. (*Amer. Lec. Dermatology* edited by Arthur C. Curtis, Univ. of Michigan), \$8.50

CHARLES C THOMAS • PUBLISHER •

301-327 East
Lawrence Avenue

• SPRINGFIELD • ILLINOIS • U.S.A

Please mention *The Journal of Laryngology and Otology* when replying to advertisements

ONLY AMPLIVOX
 provides a
complete audiometric service!



Transistor Audiometers


for the school screening service, ward use, etc.

Speech Audiometry Equipment

via records and tape, including new attachment for use with tape recorders.



**Industrial Audiometry
 Speech Training Equipment
 Loop Amplifiers, etc., etc.**




Clinical Audiometers

with narrow band masking for the highest accuracy and extended resolution.

Audiometer Booths

for ideal testing conditions in Hospitals, Clinics, Factories. Standard and special sizes available.



PLUS An efficient and speedy **calibration service**

AMPLIVOX LTD Medical Acoustic Division

Please write for technical literature covering your needs 80 New Bond Street London, W1 Tel: HYDe Park 9888

Please mention *The Journal of Laryngology and Otology* when replying to advertisements

'PETERS' NEW CLINIC AUDIOMETER

FOR PURE-TONE AND SPEECH



CONSIDER THESE FEATURES :

- A continuous frequency range with continuous automatic threshold compensation.
- Twin continuously variable attenuators accurate to 1 db.
- Narrow band masking of pure tones plus insert receiver.
- Manual or automatic completely silent interruption.
- Loudness Balance and Difference Limen Recruitment Tests.
- High Fidelity Speech Circuit with Accessories for Free Field Speech Audiometry.
- Full Spectrum of White Noise for Masking Speech.
- Completely Transistorised for reliability.

The Westrex Company Limited, who are leading suppliers of Deaf Education Equipment, have a nationwide servicing organisation. In the immediate future their engineers in the field will be co-operating in the speedy servicing of all "Peters" audiometers in Great Britain.

Write for a descriptive brochure giving full details of this magnificent instrument and ask for a demonstration from either :

WESTREX COMPANY Ltd.
152 COLES GREEN ROAD, LONDON, N.W.2

ALFRED PETERS & SONS Ltd.
VICTORIA WORKS, GELL STREET, SHEFFIELD 3

Please mention *The Journal of Laryngology and Otology* when replying to advertisements

ORBENIN

Regd.
SODIUM CLOXACILLIN

ORAL PENICILLIN FOR RESISTANT STAPHYLOCOCCI

Oral dosage 500mg. (2 capsules) 6 hourly
Orbenin may be given by
intra-muscular injection 250mg. 6 hourly
Also available in syrup form
Full information from the Medical Department

Orbenin is a product of British research at
BEECHAM RESEARCH LABORATORIES



Please mention *The Journal of Laryngology and Otology* when replying to advertisements



'She gave me ears'

William Wordsworth (1807)

Another satisfied customer, perhaps. Dorothy, 'the Blessing of my later years,' made the world come alive again for Wordsworth, and a new invisible hearing aid has often done just this for the clients of Ingrams.

You can help your patients to take the first step by telling them about Ingrams, the firm of independent—and thus completely impartial—hearing aid consultants.

Ingrams will help your patient to choose from twenty-six different makes. This is the largest selection in the country—and some of the most advanced aids are exclusive to Ingrams.

Wordsworth was so grateful to Dorothy that he made her immortal. We cannot guarantee that your patients will do the same but we know they will be pleased that you—like so many other E.N.T. Specialists—recommended the Ingrams service.

INGRAMS

THE INDEPENDENT HEARING AID CONSULTANTS
2 SHEPHERD ST., SHEPHERD MARKET, LONDON, W.1

Please mention *The Journal of Laryngology and Otology* when replying to advertisements

Elliott—UniBristol

ULTRASONIC SURGICAL THERAPY EQUIPMENT



PROBE—2mm. diameter beam produced by micro-cone concentrator gives precisely controlled energy pattern ■ Incorporates saline irrigation tube ■ Built-in thermistor thermometer monitors saline temperature ■ Finished in stainless steel and sealed for autoclave sterilisation

GENERATOR—Output variable—(meter indicates in Acoustic Watts/cm²)
 ■ Nominal frequency 3Mc/s (tuning facility provided)
 ■ Incorporates 60-minute manual re-set timing clock

ACOUSTIC BALANCE—an acoustic radiation balance is provided for calibration of energy output

The Elliott-UniBristol Ultrasonic equipment is based on a design due to the Physics Department of the United Bristol Hospitals and developed in conjunction with the surgeons of the ENT Department

E L I O T T

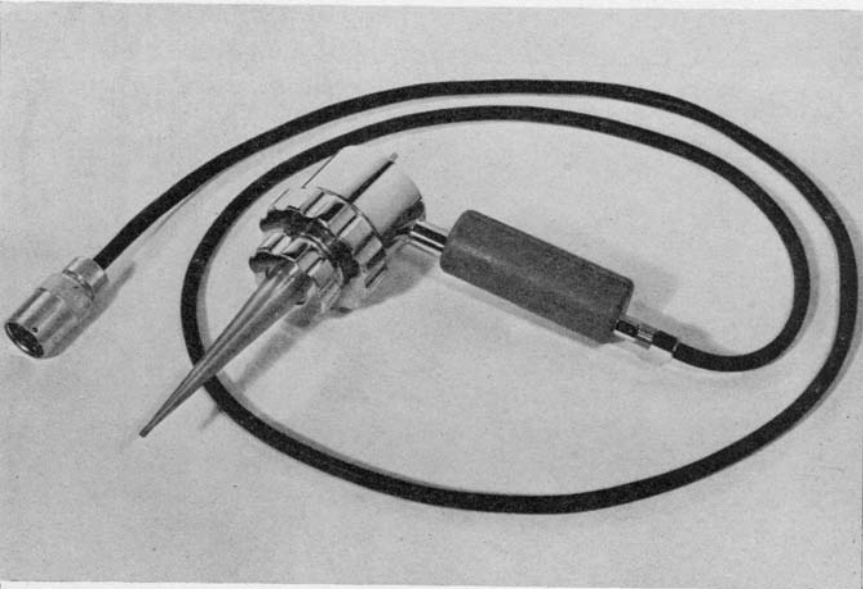
MEDICAL AUTOMATION LTD

Medical Instruments Division
 Century Works, Lewisham, S.E.13



A Member of the Elliott-Automation Group TIDeway 1271

Please mention *The Journal of Laryngology and Otology* when replying to advertisements



ROYAL EAR HOSPITAL ULTRASONIC TRANSDUCER

(U.K. & U.S.A. patents applied for)

For the conservative surgery of Ménière's disease by the Arslan
Technique.

This transducer will withstand sterilization in an autoclave.

Alternative applicators available:

2½ mm. diameter for Ménière's disease.

8 mm. diameter for irradiation of the whole pituitary in one application.

GENERATOR & INTENSITY METER to complete equipment.

Made in England by

Friston Electronics Limited

**25 Church Road,
Richmond, Surrey**

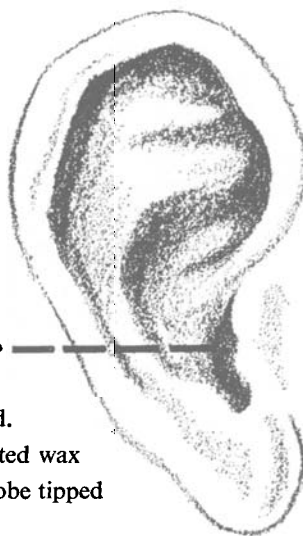
Sole Agents for U.S.A., Canada & Latin America.

Scientific Research Corporation Inc.,

9-11 School Street,
Annapolis, Md. U.S.A.

Please mention *The Journal of Laryngology and Otolaryngology* when replying to advertisements

THE MODERN WAY WITH EAR WAX



Only five drops of Cerumol are needed.
In 10—30 minutes the softened or disimpacted wax
can usually be removed with a probe tipped
with cotton wool, or by gentle syringing.

The results that have been obtained in hospitals
and general practices throughout the country
confirm that Cerumol is safe and reliable and is the
modern way of dealing with ear wax. It avoids
discomfort to the patient, inconvenience to the
doctor and saves time for everyone. Indeed, in most
cases patients can easily instil the drops themselves.
The loosened wax then runs out of its own accord
and further visits to the surgery are unnecessary.



CERUMOL

REGD. TRADE MARK

Active constituents per 100 ml: p-dichlorobenzene
B.P.C. 2 G., Benzocaine B.P. 2.7 G., Chlorbutol B.P.
5 G., Ol. Terebinth 10 ml.

Pack for surgery use—dropper vial. Basic
N.H.S. cost 2/8. Hospital Pack—2 oz. bottles.

Literature will be gladly supplied on request.

LABORATORIES FOR APPLIED BIOLOGY LTD.
91 AMHURST PARK, LONDON, N.16. Telephone: STAmford 2252/3



Please mention *The Journal of Laryngology and Otology* when replying to advertisements

'Diconal' Tablets for relief of intractable pain

'Diconal' Tablets provide analgesia comparable with that produced by morphine. They are therefore of great value in carcinoma. Because the tablets are given by mouth and not by injection, the patient can be kept oblivious of the fact that his condition calls for so potent an analgesic.

'Diconal' Tablets contain dipipanone and cyclizine. Dipipanone relieves severe pain; cyclizine appreciably reduces the incidence of nausea and vomiting, even in patients new to this type of therapy.

'Diconal' Tablets are:



Of high value in relief of pain due to neoplastic disease, and other conditions where narcotic drugs would be employed.



A balanced formulation which permits flexibility in dosage, according to the needs of each patient.



Often effective in morphine- and pethidine-resistant cases.

'Diconal' Tablets are subject to the D.D.A.

'Diconal' brand Tablets

Each tablet contains dipipanone hydrochloride, B.P.C. 10 mgm., and cyclizine hydrochloride, B.P.C. 30 mgm. Coloured red and scored for easy division.



BURROUGHS WELLCOME & CO (*The Wellcome Foundation Ltd.*) LONDON

Please mention *The Journal of Laryngology and Otology* when replying to advertisements