


# WEE Beasties



*Yeah, he kinda grows on you after a while!*

*Cartoon compliments of John Gustav Delly*

## Index of Advertisers

Company (www address)	Page
4pi Analysis, Inc (www.4pi.com) .....	11
Advanced Microscopy Techniques(www.amtimaging.com).....	25
Digital Instruments, VEECO Metrology Group (www.di.com) .....	9
EDAX Inc.(www.edax.com).....	39
EMPIX Imaging (www.empix.com).....	28
Ernest F. Fullam (www.fullam.com) .....	30
FEI Company (www.feic.com).....	2
FilmAce (www.filmace.com).....	35
Gatan Inc. (www.gatan.com).....	19
Geller MicroAnalytical Lab (www.gellermicro.com) .....	13
Image Control Inc. (www.imagecontrolinc.com).....	5
IXRF Systems (www.ixrfsystems.com) .....	20
JEOL USA (www.jeol.com).....	40
Materials Analytical Services (MAS) (www.mastest.com).....	29
Meiji Techno America (www.meijitechno.com).....	31
Micro Star Technologies (www.Microstech.com) .....	33
Nicolet Instrument Corporation (www.nicolet.com) .....	4
NORAN Instruments Inc (www.noran.com).....	23
Oxford Instruments (www.oxford-instruments.com) .....	27
PerkinElmer Instruments (www.perkinelmer.com/instruments) .....	12
Princeton Gamma Tech (www.pgt.com).....	15
Soft Imaging Systems Corporation (www.soft-imaging.com).....	17
XEI Scientific (www.SEMCLEAN.com).....	32

## MICROSCOPY TODAY

The objective of this publication, perhaps unlike many others, is simply to provide material of interest and value to working microscopists!

It is produced six times each year and mailed to just over 9,000 microscopists in the U.S. (each of which who have specifically requested subscriptions)—and to several hundred microscopists outside the U.S.

Due to the financial support of advertisers, the publication is sent at no charge to microscopists in the U.S. However, due to the relatively few international readers (and the resulting lack of advertising income) and the very high postage costs, we must charge for international subscriptions:

Canada, Mexico, Latin and South America: \$80 for one year and \$140 for two years.

Other International: \$110 for one year and \$190 for two years.

Individuals requesting subscriptions, or wishing to change/correct their current address, may use the form to the left. This completed form may be mailed or faxed, or information sent by email, or the information may be provided via our www site.

We greatly appreciate article/material contributions from our readers—"users" as well as manufacturers/suppliers. The only criteria is that the subject matter be of interest to a reasonable number of working microscopists.

### MICROSCOPY TODAY

PO Box 620122  
 Middleton, WI 53562  
 (608)836-1970 • Fax: (608)836-1969  
 eMail: [microtoday@mindspring.com](mailto:microtoday@mindspring.com)  
[www.microscopy-today.com](http://www.microscopy-today.com)  
 U.S. Circulation: 9,001 (10/1/01)

### Subscription Request/Correction Form

From (Please Print Clearly):

\_\_\_ Dr., \_\_\_ Mr., \_\_\_ Ms.

\_\_\_\_\_  
 \_\_\_\_\_  
 \_\_\_\_\_

Signature \_\_\_\_\_

Tel.#: \_\_\_\_\_ Date \_\_\_\_\_

\_\_\_ I am currently receiving the newsletter and the above is my correct address.

\_\_\_ I am not receiving the newsletter but would like a no cost copy and provide the following brief information.:

We would properly be considered a (check the most appropriate):

- A User of microscopy equipment/ materials/services.
- B Supplier of microscopy equipment/ materials/services.

Our interests include (check all applicable):


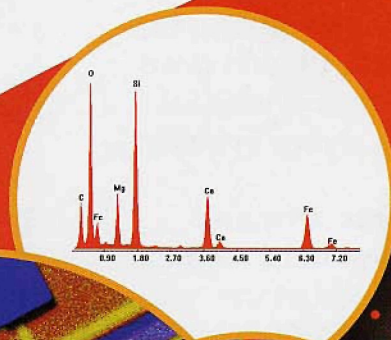
- C Physical/Material Sciences.
- D Biological/Biomedical Sciences.
- E Earth Sciences.

My own professional interests include (check all applicable):

- F Electron Microscopy.
- G Confocal Microscopy.
- H SPM/AFM.
- I Light Microscopy.
- J IR Microscopy.
- K Acoustic Microscopy.

# EDAX

## Microanalysis... advancing materials characterization



### CHEMICAL ANALYSIS

- **EDS in the SEM and TEM**

GENESIS is the next generation of EDS analytical software on the Phoenix and Falcon platforms

- **Microcalorimetry in the SEM**

Polaris sets a new resolution standard for elemental analysis

### STRUCTURAL ANALYSIS

- **EBSD in the SEM**

OIM provides crystal orientation mapping and texture analysis

Delphi combines EBSD and EDS data for phase identification

### INTEGRATED SOLUTIONS

- **Realize the next level of materials characterization with combined EBSD and EDS analysis**

Americas 201-529-4880  
Japan +81-3-3740-5172  
Europe, Africa and Middle East  
+31-13-536-4000  
S.E. Asia +852-2698-7373  
Email: info@edax.com

Visit our website at  
[www.edax.com](http://www.edax.com)



... advancing materials characterization




EDAX Inc. is a unit of AMETEK Inc.  
Process & Analytical Instruments Division

Join Us At PITCON—Booth #3723

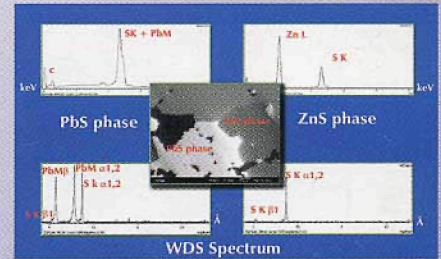
# Defining the Real World

The JSM-6500F is the most versatile analytical FE SEM in existence today. Utilizing the incredibly small spot size at high current and low kV (e.g., 10nm at 5kV and 50 nA), the JSM-6500F, when equipped with EDS, EBSD, CL and even WDS, is an instrument able to completely define the real world, especially the small part of it you're trying to analyze.


But the Real World is also comprised of problems and solutions, research—basic and applied—forensic, medical, industrial manufacturing and processing—It's all the real world, and the JSM-6500F, with an easy to use PC interface and fully automated eucentric stage, makes it the most efficient and accommodating SEM on the market. Add a wide variety of hardware and software options and you have an instrument that will also define your work world.



EBSD



WDS



EDS



## JSM-6500F

# JEOL

11 Dearborn Road, Peabody, MA 01960  
(978) 535-5900 eod@jeol.com