

CNS SPECTRUMS®

FIRST IN APPLIED NEUROSCIENCE

FEBRUARY 2010 • VOL. 15 • NO. 2

ORIGINAL RESEARCH

Methylphenidate Effect in Children With ADHD Can Be Measured by an Ecologically Valid Continuous Performance Test Embedded in Virtual Reality

Y. Pollak, H. Barhoum Shomaly, P.L. Weiss, A.A. Rizzo, and V. Gross-Tsur

REVIEW ARTICLES

Mood Stabilizers in the Treatment of Substance Use Disorders

I. Maremmani, M. Pacini, F. Lamanna, P.P. Pani, G. Perugi,
J. Deltito, I.M. Salloum, and H. Akiskal

Understanding Therapeutic Equivalence in Epilepsy

R. Sankar, T.A. Glauser, Co-Chairs of Leadership in Epilepsy,
Advocacy, and Development (LEAD), and LEAD Faculty

TRENDS IN PSYCHOPHARMACOLOGY

Enhancing Outcomes from Major Depression: Using Antidepressant Combination Therapies with Multifunctional Pharmacologic Mechanisms from the Initiation of Treatment

S.M. Stahl

RELAPSE.*

- Patients treated with atypical oral antipsychotics may be missing their medication for about one-third of the year (110 days)¹

RELAPSE.*

- Despite patients continuing to miss their medication, long-acting medications are being used later in treatment²

*While no medication can guarantee a patient will be relapse-free, using long-acting, professionally administered medication can help you recognize a missed dose and intervene.

IMPORTANT SAFETY INFORMATION

INVEGA® SUSTENNA® (paliperidone palmitate) extended-release injectable suspension is indicated for the acute and maintenance treatment of schizophrenia in adults.

IMPORTANT SAFETY INFORMATION FOR INVEGA® SUSTENNA®

WARNING: Increased Mortality in Elderly Patients with Dementia-Related Psychosis
Elderly patients with dementia-related psychosis treated with antipsychotic drugs are at an increased risk of death. Analyses of 17 placebo-controlled trials (modal duration of 10 weeks), largely in patients taking atypical antipsychotic drugs, revealed a risk of death in the drug-treated patients of between 1.6 to 1.7 times the risk of death in placebo-treated patients. Over the course of a typical 10-week controlled trial, the rate of death in drug-treated patients was about 4.5%, compared to a rate of about 2.6% in the placebo group. Although the causes of death were varied, most of the deaths appeared to be either cardiovascular (e.g., heart failure, sudden death) or infectious (e.g., pneumonia) in nature. Observational studies suggest that, similar to atypical antipsychotic drugs, treatment with conventional antipsychotic drugs may increase mortality. The extent to which the findings of increased mortality in observational studies may be attributed to the antipsychotic drug as opposed to some characteristic(s) of the patients is not clear. INVEGA® SUSTENNA® (paliperidone palmitate) is not approved for the treatment of patients with dementia-related psychosis.

- **Hypersensitivity:** Hypersensitivity reactions, including anaphylactic reactions and angioedema, have been observed in patients treated with risperidone and paliperidone, which is a metabolite of risperidone. Therefore paliperidone is contraindicated in patients with a known hypersensitivity to either paliperidone or risperidone, or to any of the excipients in INVEGA® SUSTENNA®.
- **Cerebrovascular Adverse Events (CAEs):** CAEs, including fatalities and stroke, have been reported in elderly patients with dementia-related psychosis taking oral risperidone in clinical trials. The incidence of CAEs with risperidone was significantly higher than with placebo. INVEGA® SUSTENNA® is not approved for the treatment of patients with dementia-related psychosis.
- **Neuroleptic Malignant Syndrome (NMS):** NMS, a potentially fatal symptom complex, has been reported with the use of antipsychotic medications, including paliperidone. Clinical manifestations include muscle rigidity, fever, altered mental status and evidence of autonomic instability (see full Prescribing Information). Management should include immediate discontinuation of antipsychotic drugs and other drugs not essential to concurrent therapy, intensive symptomatic treatment and close medical monitoring, and treatment of any concomitant serious medical problems.
- **QT Prolongation:** Paliperidone causes a modest increase in the corrected QT (QTc) interval. Avoid the use of drugs that also increase QT interval and in patients with risk factors for prolonged QT interval. Paliperidone should also be avoided in patients with congenital long QT syndrome and in patients with a history of cardiac arrhythmias. Certain

circumstances may increase the risk of the occurrence of torsade de pointes and/or sudden death in association with the use of drugs that prolong the QTc interval.

- **Tardive Dyskinesia (TD):** TD is a syndrome of potentially irreversible, involuntary, dyskinetic movements that may develop in patients treated with antipsychotic medications. The risk of developing TD and the likelihood that dyskinetic movements will become irreversible are believed to increase with duration of treatment and total cumulative dose, but can develop after relatively brief treatment at low doses. Elderly women patients appeared to be at increased risk for TD, although it is impossible to predict which patients will develop the syndrome. Prescribing should be consistent with the need to minimize the risk of TD. Discontinue drug if clinically appropriate. The syndrome may remit, partially or completely, if antipsychotic treatment is withdrawn.
- **Hyperglycemia and Diabetes:** Hyperglycemia, some cases extreme and associated with ketoacidosis, hyperosmolar coma or death has been reported in patients treated with atypical antipsychotics (APS), including INVEGA® SUSTENNA®. Patients starting treatment with APS who have or are at risk for diabetes should undergo fasting blood glucose testing at the beginning of and during treatment. Patients who develop symptoms of hyperglycemia should also undergo fasting blood glucose testing. Some patients require continuation of anti-diabetic treatment despite discontinuation of the suspect drug.
- **Weight Gain:** Weight gain has been observed with INVEGA® SUSTENNA® and other atypical antipsychotic medications. Monitor weight gain.
- **Hyperprolactinemia:** As with other drugs that antagonize dopamine D₂ receptors, INVEGA® SUSTENNA® elevates prolactin levels and the elevation persists during chronic administration. Paliperidone has a prolactin-elevating effect similar to risperidone, which is associated with higher levels of prolactin elevation than other antipsychotic agents.
- **Orthostatic Hypotension and Syncope:** INVEGA® SUSTENNA® may induce orthostatic hypotension associated with dizziness, tachycardia, and in some patients, syncope, especially during the initial dose-titration period. Monitoring should be considered in patients for whom this may be of concern. INVEGA® SUSTENNA® should be used with caution in patients with known cardiovascular disease, cerebrovascular disease or conditions that would predispose patients to hypotension.
- **Leukopenia, Neutropenia and Agranulocytosis** have been reported with antipsychotics, including paliperidone. Patients with a history of clinically significant low white blood cell count (WBC) or drug-induced leukopenia/neutropenia should have frequent complete blood cell counts during the first few months of therapy. At the first sign of a clinically significant decline in WBC and in the absence of other causative factors, discontinuation of INVEGA® SUSTENNA® should be considered. Patients with clinically significant neutropenia should be carefully monitored for fever or other symptoms or signs of infection and treated promptly if such symptoms or signs occur. Patients with severe neutropenia (absolute neutrophil count <1000/mm³) should discontinue INVEGA® SUSTENNA® and have their WBC followed until recovery.

NOW APPROVED

FOR ACUTE AND MAINTENANCE TREATMENT OF SCHIZOPHRENIA
RETHINK THE WAY YOU TREAT

NEW ONCE-MONTHLY
INVEGA® SUSTENNA®
paliperidone palmitate extended-release
injectable suspension

**ACT EARLIER
WITH NEW ONCE-MONTHLY
INVEGA® SUSTENNA®**

- Once-monthly dosing³
- Demonstrated safety and tolerability profile^{1†3}
- Significantly delayed time to relapse in the longer-term maintenance study³

¹Reported in 4 fixed-dose, double-blind, placebo-controlled studies (N=1803).

[†]Reported in the longer-term maintenance study (N=849).

- **Potential for Cognitive and Motor Impairment:** Somnolence, sedation, and dizziness were reported as adverse reactions in subjects treated with INVEGA® SUSTENNA®. INVEGA® SUSTENNA® has the potential to impair judgment, thinking, or motor skills. Patients should be cautioned about operating hazardous machinery, including motor vehicles, until they are reasonably certain that INVEGA® SUSTENNA® does not affect them adversely, and should use caution when operating machinery.
- **Seizures:** INVEGA® SUSTENNA® should be used cautiously in patients with a history of seizures or with conditions that potentially lower seizure threshold.
- **Suicide:** The possibility of suicide attempt is inherent in schizophrenia. Close supervision of high-risk patients should accompany drug therapy.
- **Administration:** For intramuscular injection only. Care should be taken to avoid inadvertent injection into a blood vessel.
- **Commonly Observed Adverse Reactions for INVEGA® SUSTENNA®:** The most common adverse reactions in clinical trials in patients with schizophrenia (≥5% and twice placebo) were injection site reactions, somnolence/sedation, dizziness, akathisia and extrapyramidal disorder.

References: 1. Mahmoud RA, Engelhart LM, Janagap CC, Oster G, Ollendorf D. Risperidone versus conventional antipsychotics for schizophrenia and schizoaffective disorder: symptoms, quality of life and resource use under customary clinical care. *Clin Drug Invest.* 2004;24:275-286.
2. Keith SJ, Kane JM, Turner M, Conley RR, Nasrallah HA. Academic highlights: guidelines for the use of long-acting injectable atypical antipsychotics. *J Clin Psychiatry.* 2004;65:120-131.
3. INVEGA® SUSTENNA® [Prescribing Information]. Titusville, NJ: Ortho-McNeil-Janssen Pharmaceuticals, Inc. July 2009.

**Please see accompanying brief summary of full
Prescribing Information for INVEGA® SUSTENNA®.**

Visit www.invegasustenna.com for more information.

 **Janssen.**
Division of Ortho-McNeil-Janssen
Pharmaceuticals, Inc.

© Ortho-McNeil-Janssen Pharmaceuticals, Inc. 2009
August 2009 01PM09034

INVEGA® SUSTENNA™ (paliperidone palmitate)
Extended-Release Injectable Suspension

Brief Summary

BEFORE PRESCRIBING INVEGA® SUSTENNA™, PLEASE SEE FULL PRESCRIBING INFORMATION, INCLUDING BOXED WARNING.

WARNING: INCREASED MORTALITY IN ELDERLY PATIENTS WITH DEMENTIA-RELATED PSYCHOSIS

Elderly patients with dementia-related psychosis treated with antipsychotic drugs are at an increased risk of death. Analyses of 17 placebo-controlled trials (modal duration of 10 weeks), largely in patients taking atypical antipsychotic drugs, revealed a risk of death in drug-treated patients of between 1.6 to 1.7 times the risk of death in placebo-treated patients. Over the course of a typical 10-week controlled trial, the rate of death in drug-treated patients was about 4.5%, compared to a rate of about 2.6% in the placebo group. Although the causes of death were varied, most of the deaths appeared to be either cardiovascular (e.g., heart failure, sudden death) or infectious (e.g., pneumonia) in nature. Observational studies suggest that, similar to atypical antipsychotic drugs, treatment with conventional antipsychotic drugs may increase mortality. The extent to which the findings of increased mortality in observational studies may be attributed to the antipsychotic drug as opposed to some characteristic(s) of the patients is not clear. INVEGA® SUSTENNA™ (paliperidone palmitate) is not approved for the treatment of patients with dementia-related psychosis. [See Warnings and Precautions]

INVEGA® SUSTENNA™ (paliperidone palmitate) is indicated for the acute and maintenance treatment of schizophrenia in adults [see Clinical Studies (14) in full PI].

CONTRAINDICATIONS

Hypersensitivity reactions, including anaphylactic reactions and angioedema, have been observed in patients treated with risperidone and paliperidone. Paliperidone palmitate is converted to paliperidone, which is a metabolite of risperidone and is therefore contraindicated in patients with a known hypersensitivity to either paliperidone or risperidone, or to any of the excipients in the INVEGA® SUSTENNA™ formulation.

WARNINGS AND PRECAUTIONS

Increased Mortality in Elderly Patients with Dementia-Related Psychosis: Elderly patients with dementia-related psychosis treated with atypical antipsychotic drugs are at an increased risk of death compared to placebo. INVEGA® SUSTENNA™ (paliperidone palmitate) is not approved for the treatment of dementia-related psychosis [see Boxed Warning].

Cerebrovascular Adverse Events, Including Stroke, in Elderly Patients With Dementia-Related Psychosis: In placebo-controlled trials with risperidone, aripiprazole, and olanzapine in elderly subjects with dementia, there was a higher incidence of cerebrovascular adverse events (cerebrovascular accidents and transient ischemic attacks) including fatalities compared to placebo-treated subjects. Oral paliperidone and INVEGA® SUSTENNA™ were not marketed at the time these studies were performed and are not approved for the treatment of patients with dementia-related psychosis [see also Boxed Warning and Warnings and Precautions].

Neuroleptic Malignant Syndrome: A potentially fatal symptom complex sometimes referred to as Neuroleptic Malignant Syndrome (NMS) has been reported in association with antipsychotic drugs, including paliperidone. Clinical manifestations of NMS are hyperpyrexia, muscle rigidity, altered mental status, and evidence of autonomic instability (irregular pulse or blood pressure, tachycardia, diaphoresis, and cardiac dysrhythmia). Additional signs may include elevated creatine phosphokinase, myoglobinuria (rhabdomyolysis), and acute renal failure.

The diagnostic evaluation of patients with this syndrome is complicated. In arriving at a diagnosis, it is important to identify cases in which the clinical presentation includes both serious medical illness (e.g., pneumonia, systemic infection, etc.) and untreated or inadequately treated extrapyramidal signs and symptoms (EPS). Other important considerations in the differential diagnosis include central anticholinergic toxicity, heat stroke, drug fever, and primary central nervous system pathology.

The management of NMS should include: (1) immediate discontinuation of antipsychotic drugs and other drugs not essential to concurrent therapy; (2) intensive symptomatic treatment and medical monitoring; and (3) treatment of any concomitant serious medical problems for which specific treatments are available. There is no general agreement about specific pharmacological treatment regimens for uncomplicated NMS.

If a patient appears to require antipsychotic drug treatment after recovery from NMS, reintroduction of drug therapy should be closely monitored, since recurrences of NMS have been reported.

QT Prolongation: Paliperidone causes a modest increase in the corrected QT (QTc) interval. The use of paliperidone should be avoided in combination with other drugs that are known to prolong QTc including Class 1A (e.g., quinidine, procainamide) or Class III (e.g., amiodarone, sotalol) antiarrhythmic medications, antipsychotic medications (e.g., chlorpromazine, thioridazine), antibiotics (e.g., gatifloxacin, moxifloxacin), or any other class of medications known to prolong the QTc interval. Paliperidone should also be avoided in patients with congenital long QT syndrome and in patients with a history of cardiac arrhythmias.

INVEGA® SUSTENNA™ (paliperidone palmitate) Extended-Release Injectable Suspension

Certain circumstances may increase the risk of the occurrence of torsade de pointes and/or sudden death in association with the use of drugs that prolong the QTc interval, including (1) bradycardia; (2) hypokalemia or hypomagnesemia; (3) concomitant use of other drugs that prolong the QTc interval; and (4) presence of congenital prolongation of the QT interval.

The effects of oral paliperidone on the QT interval were evaluated in a double-blind, active-controlled (moxifloxacin 400 mg single dose), multicenter QT study in adults with schizophrenia and schizoaffective disorder, and in three placebo- and active-controlled 6-week, fixed-dose efficacy trials in adults with schizophrenia.

In the QT study (n = 141), the 8 mg dose of immediate-release oral paliperidone (n=50) showed a mean placebo-subtracted increase from baseline in QTcLD of 12.3 msec (90% CI: 8.9; 15.6) on day 8 at 1.5 hours post-dose. The mean steady-state peak plasma concentration for this 8 mg dose of paliperidone immediate release ($C_{max\ ss} = 113\text{ ng/mL}$) was more than 2-fold the exposure observed with the maximum recommended 234 mg dose of INVEGA® SUSTENNA™ administered in the deltoid muscle (predicted median $C_{max\ ss} = 50\text{ ng/mL}$). In this same study, a 4 mg dose of the immediate-release oral formulation of paliperidone, for which $C_{max\ ss} = 35\text{ ng/mL}$, showed an increased placebo-subtracted QTcLD of 6.8 msec (90% CI: 3.6; 10.1) on day 2 at 1.5 hours post-dose.

In the three fixed-dose efficacy studies of oral paliperidone extended release, electrocardiogram (ECG) measurements taken at various time points showed only one subject in the oral paliperidone 12 mg group had a change exceeding 60 msec at one time-point on Day 6 (increase of 62 msec).

In the four fixed-dose efficacy studies of INVEGA® SUSTENNA™, no subject experienced a change in QTcLD exceeding 60 msec and no subject had a QTcLD value of > 500 msec at any time point. In the maintenance study, no subject had a QTcLD change > 60 msec, and one subject had a QTcLD value of 507 msec (Bazett's QT corrected interval [QTcB] value of 483 msec); this latter subject also had a heart rate of 45 beats per minute.

Tardive Dyskinesia: A syndrome of potentially irreversible, involuntary, dyskinetic movements may develop in patients treated with antipsychotic drugs. Although the prevalence of the syndrome appears to be highest among the elderly, especially elderly women, it is impossible to predict which patients will develop the syndrome. Whether antipsychotic drug products differ in their potential to cause tardive dyskinesia is unknown.

The risk of developing tardive dyskinesia and the likelihood that it will become irreversible appear to increase as the duration of treatment and the total cumulative dose of antipsychotic drugs administered to the patient increase, but the syndrome can develop after relatively brief treatment periods at low doses, although this is uncommon.

There is no known treatment for established tardive dyskinesia, although the syndrome may remit, partially or completely, if antipsychotic treatment is withdrawn. Antipsychotic treatment itself may suppress (or partially suppress) the signs and symptoms of the syndrome and may thus mask the underlying process. The effect of symptomatic suppression on the long-term course of the syndrome is unknown.

Given these considerations, INVEGA® SUSTENNA™ should be prescribed in a manner that is most likely to minimize the occurrence of tardive dyskinesia. Chronic antipsychotic treatment should generally be reserved for patients who suffer from a chronic illness that is known to respond to antipsychotic drugs. In patients who do require chronic treatment, the smallest dose and the shortest duration of treatment producing a satisfactory clinical response should be sought. The need for continued treatment should be reassessed periodically.

If signs and symptoms of tardive dyskinesia appear in a patient treated with INVEGA® SUSTENNA™, drug discontinuation should be considered. However, some patients may require treatment with INVEGA® SUSTENNA™ despite the presence of the syndrome.

Hyperglycemia and Diabetes Mellitus: Hyperglycemia, in some cases extreme and associated with ketoacidosis or hyperosmolar coma or death, has been reported in patients treated with all atypical antipsychotics. These cases were, for the most part, seen in post-marketing clinical use and epidemiologic studies, not in clinical trials, and there have been few reports of hyperglycemia or diabetes in trial subjects treated with INVEGA® SUSTENNA™. Assessment of the relationship between atypical antipsychotic use and glucose abnormalities is complicated by the possibility of an increased background risk of diabetes mellitus in patients with schizophrenia and the increasing incidence of diabetes mellitus in the general population. Given these confounders, the relationship between atypical antipsychotic use and hyperglycemia-related adverse events is not completely understood. However, epidemiological studies suggest an increased risk of treatment-emergent hyperglycemia-related adverse events in patients treated with the atypical antipsychotics.

Patients with an established diagnosis of diabetes mellitus who are started on atypical antipsychotics should be monitored regularly for worsening of glucose control. Patients with risk factors for diabetes mellitus (e.g., obesity, family history of diabetes) who are starting treatment with atypical antipsychotics should undergo fasting blood glucose testing at the beginning of treatment and periodically during treatment. Any patient treated with atypical antipsychotics should be monitored for symptoms of hyperglycemia including polydipsia, polyuria, polyphagia, and weakness. Patients who develop symptoms of hyperglycemia during treatment with atypical antipsychotics should undergo fasting blood glucose testing. In some cases, hyperglycemia has resolved when the atypical antipsychotic was discontinued; however, some patients required continuation of anti-diabetic treatment despite discontinuation of the suspect drug.

Weight Gain: Weight gain has been observed with INVEGA® SUSTENNA™ and other atypical antipsychotics. In the 13-week study involving 234 mg initiation dosing, the proportion of subjects with an abnormal weight increase $\geq 7\%$ showed a dose-related trend, with a 5% incidence rate in the placebo group compared with rates of 6%, 8%, and 13% in the INVEGA® SUSTENNA™ 39 mg, 156 mg, and 234 mg groups, respectively. In the two 13-week, fixed-dose, double-blind, placebo-controlled trials (pooled data), the proportions of subjects meeting a weight gain criterion of $\geq 7\%$ of body weight were 6%, 9%, and 10% in the INVEGA® SUSTENNA™ 39 mg, 78 mg, and 156 mg groups, respectively, compared with 2% in the placebo group. In the 9-week, fixed-dose, double-blind, placebo-controlled trial, 8% and 6% in the INVEGA® SUSTENNA™ 78 mg and 156 mg groups, respectively, met this criterion compared with 4% in the placebo group.

During the 33-week open-label period (9-week flexible-dose transition phase followed by a 24-week maintenance phase flexible-dose and minimum 12-week fixed dose) of the maintenance trial, 12% of INVEGA® SUSTENNA™-treated subjects met this criterion; the mean (SD) weight change from open-label baseline was +0.7 (4.79) kg. In the variable length double-blind phase, this criterion (weight gain of $\geq 7\%$ from double-blind phase to endpoint) was met by 6% of INVEGA® SUSTENNA™-treated subjects compared with 3% of placebo-treated subjects; the mean weight change from double-blind baseline was +0.5 kg for INVEGA® SUSTENNA™ compared with -1.0 kg for placebo. Similar results were observed in the open-label extension phase of this study.

Hyperprolactinemia: Like other drugs that antagonize dopamine D₂ receptors, paliperidone elevates prolactin levels and the elevation persists during chronic administration. Paliperidone has a prolactin-elevating effect similar to that seen with risperidone, a drug that is associated with higher levels of prolactin than other antipsychotic drugs.

Hyperprolactinemia, regardless of etiology, may suppress hypothalamic GnRH, resulting in reduced pituitary gonadotropin secretion. This, in turn, may inhibit reproductive function by impairing gonadal steroidogenesis in both female and male patients. Galactorrhea, amenorrhea, gynecomastia, and impotence have been reported in patients receiving prolactin-elevating compounds. Long-standing hyperprolactinemia when associated with hypogonadism may lead to decreased bone density in both female and male subjects.

Tissue culture experiments indicate that approximately one-third of human breast cancers are prolactin dependent *in vitro*, a factor of potential importance if the prescription of these drugs is considered in a patient with previously detected breast cancer. An increase in the incidence of pituitary gland, mammary gland, and pancreatic islet cell neoplasia (mammary adenocarcinomas, pituitary and pancreatic adenomas) was observed in the risperidone carcinogenicity studies conducted in mice and rats [see *Nonclinical Toxicology* (13.1) in full *PI*]. Neither clinical studies nor epidemiologic studies conducted to date have shown an association between chronic administration of this class of drugs and tumorigenesis in humans, but the available evidence is too limited to be conclusive.

Orthostatic Hypotension and Syncope: Paliperidone can induce orthostatic hypotension and syncope in some patients because of its alpha-blocking activity. Syncope was reported in < 1% (4/1293) of subjects treated with INVEGA® SUSTENNA™ in the recommended dose range of 39 mg to 234 mg in the four fixed-dose, double-blind, placebo-controlled trials compared with 0% (0/510) of subjects treated with placebo. In the four fixed-dose efficacy studies, orthostatic hypotension was reported as an adverse event by < 1% (2/1293) of INVEGA® SUSTENNA™-treated subjects compared to 0% (0/510) with placebo. Incidences of orthostatic hypotension and syncope in the long-term studies were similar to those observed in the short-term studies.

INVEGA® SUSTENNA™ should be used with caution in patients with known cardiovascular disease (e.g., heart failure, history of myocardial infarction or ischemia, conduction abnormalities), cerebrovascular disease, or conditions that predispose the patient to hypotension (e.g., dehydration, hypovolemia, and treatment with antihypertensive medications). Monitoring of orthostatic vital signs should be considered in patients who are vulnerable to hypotension.

Leukopenia, Neutropenia, and Agranulocytosis: *Class Effect:* In clinical trial and/or postmarketing experience, events of leukopenia/neutropenia have been reported temporally related to antipsychotic agents, including INVEGA®, an oral form of paliperidone. Agranulocytosis has also been reported.

Possible risk factors for leukopenia/neutropenia include pre-existing low white blood cell count (WBC) and history of drug-induced leukopenia/neutropenia. Patients with a history of a clinically significant low WBC or a drug-induced leukopenia/neutropenia should have their complete blood count (CBC) monitored frequently during the first few months of therapy and discontinuation of INVEGA® SUSTENNA™ should be considered at the first sign of a clinically significant decline in WBC in the absence of other causative factors.

Patients with clinically significant neutropenia should be carefully monitored for fever or other symptoms or signs of infection and treated promptly if such symptoms or signs occur. Patients with severe neutropenia (absolute neutrophil count <1000/mm³) should discontinue INVEGA® SUSTENNA™ and have their WBC followed until recovery.

Potential for Cognitive and Motor Impairment: Somnolence, sedation, and dizziness were reported as adverse reactions in subjects treated with INVEGA® SUSTENNA™ [see *Adverse Reactions*]. Antipsychotics, including INVEGA® SUSTENNA™, have the potential to impair judgment, thinking, or motor skills. Patients should be cautioned about performing activities requiring mental alertness, such as operating hazardous machinery or operating a motor vehicle, until they are reasonably certain that paliperidone therapy does not adversely affect them.

Seizures: In the four fixed-dose double-blind placebo-controlled studies, <1% (1/1293) of subjects treated with INVEGA® SUSTENNA™ in the recommended dose range of 39 mg to 234 mg experienced an adverse event of convulsion compared with <1% (1/510) of placebo-treated subjects who experienced an adverse event of grand mal convulsion.

Like other antipsychotic drugs, INVEGA® SUSTENNA™ should be used cautiously in patients with a history of seizures or other conditions that potentially lower the seizure threshold. Conditions that lower the seizure threshold may be more prevalent in patients 65 years or older.

Dysphagia: Esophageal dysmotility and aspiration have been associated with antipsychotic drug use. Aspiration pneumonia is a common cause of morbidity and mortality in patients with advanced Alzheimer's dementia. INVEGA® SUSTENNA™ and other antipsychotic drugs should be used cautiously in patients at risk for aspiration pneumonia.

Suicide: The possibility of suicide attempt is inherent in psychotic illnesses, and close supervision of high-risk patients should accompany drug therapy.

Priapism: Drugs with alpha-adrenergic blocking effects have been reported to induce priapism. Although no cases of priapism have been reported in clinical trials with INVEGA® SUSTENNA™, priapism has been reported with oral paliperidone during postmarketing surveillance. Severe priapism may require surgical intervention.

Thrombotic Thrombocytopenic Purpura (TTP): No cases of TTP were observed during clinical studies with oral paliperidone or INVEGA® SUSTENNA™. Although cases of TTP have been reported in association with risperidone administration, the relationship to risperidone therapy is unknown.

Body Temperature Regulation: Disruption of the body's ability to reduce core body temperature has been attributed to antipsychotic agents. Appropriate care is advised when prescribing INVEGA® SUSTENNA™ to patients who will be experiencing conditions which may contribute to an elevation in core body temperature, e.g., exercising strenuously, exposure to extreme heat, receiving concomitant medication with anticholinergic activity, or being subject to dehydration.

Administration: INVEGA® SUSTENNA™ is intended for intramuscular injection, and care must be taken to avoid inadvertent injection into a blood vessel [see *Dosage and Administration* (2.3) in full *PI*].

Antiemetic Effect: An antiemetic effect was observed in preclinical studies with paliperidone. This effect, if it occurs in humans, may mask the signs and symptoms of overdosage with certain drugs or of conditions such as intestinal obstruction, Reye's syndrome, and brain tumor.

Use in Patients with Concomitant Illness: Clinical experience with INVEGA® SUSTENNA™ in patients with certain concomitant illnesses is limited [see *Clinical Pharmacology* (12.3) in full *PI*].

Patients with Parkinson's Disease or Dementia with Lewy Bodies are reported to have an increased sensitivity to antipsychotic medication. Manifestations of this increased sensitivity include confusion, obtundation, postural instability with frequent falls, extrapyramidal symptoms, and clinical features consistent with the neuroleptic malignant syndrome.

INVEGA® SUSTENNA™ has not been evaluated or used to any appreciable extent in patients with a recent history of myocardial infarction or unstable heart disease. Patients with these diagnoses were excluded from premarketing clinical trials. Because of the risk of orthostatic hypotension with INVEGA® SUSTENNA™, caution should be observed in patients with known cardiovascular disease [see *Warnings and Precautions*].

Monitoring: Laboratory Tests: No specific laboratory tests are recommended.

ADVERSE REACTIONS

The following are discussed in more detail in other sections of the labeling:

- Increased mortality in elderly patients with dementia-related psychosis [see *Boxed Warning and Warnings and Precautions*]
- Cerebrovascular adverse events, including stroke, in elderly patients with dementia-related psychosis [see *Warnings and Precautions*]
- Neuroleptic malignant syndrome [see *Warnings and Precautions*]
- QT prolongation [see *Warnings and Precautions*]
- Tardive dyskinesia [see *Warnings and Precautions*]
- Hyperglycemia and diabetes mellitus [see *Warnings and Precautions*]
- Weight gain [see *Warnings and Precautions*]
- Hyperprolactinemia [see *Warnings and Precautions*]
- Orthostatic hypotension and syncope [see *Warnings and Precautions*]
- Leukopenia, neutropenia, and agranulocytosis [see *Warnings and Precautions*]
- Potential for cognitive and motor impairment [see *Warnings and Precautions*]
- Seizures [see *Warnings and Precautions*]
- Dysphagia [see *Warnings and Precautions*]
- Suicide [see *Warnings and Precautions*]
- Priapism [see *Warnings and Precautions*]
- Thrombotic Thrombocytopenic Purpura [see *Warnings and Precautions*]
- Disruption of body temperature regulation [see *Warnings and Precautions*]
- Avoidance of inadvertent injection into a blood vessel [see *Warnings and Precautions*]
- Antiemetic effect [see *Warnings and Precautions*]
- Increased sensitivity in patients with Parkinson's disease or those with dementia with Lewy bodies [see *Warnings and Precautions*]

- Diseases or conditions that could affect metabolism or hemodynamic responses [see Warnings and Precautions]

Throughout this section, a distinction is made between adverse events and adverse reactions. Adverse events are events reported by the clinician investigator and there is no attempt to assign causality to the study drug. Adverse reactions are adverse events that are considered to be reasonably associated with the use of INVEGA® SUSTENNA™ (adverse drug reactions) based on a predetermined method of assessment, e.g., a comparison of adverse event rates for drug and placebo groups for the event of interest. It is not possible to reliably establish causality by considering individual adverse event reports for drug-treated patients. Thus, the section overall is labeled Adverse Reactions, however, individual subsections are labeled adverse reactions or adverse events, depending on what is included in the subsection.

Because clinical trials are conducted under widely varying conditions, adverse reaction rates observed in the clinical trials of a drug cannot be directly compared to rates in the clinical trials of another drug and may not reflect the rates observed in clinical practice.

The most common (at least 5% in any INVEGA® SUSTENNA™ group) and likely drug-related (adverse events for which the drug rate is at least twice the placebo rate) adverse reactions from the double-blind, placebo-controlled trials were injection site reactions, somnolence/sedation, dizziness, akathisia, and extrapyramidal disorder.

The data described in this section are derived from a clinical trial database (Phase 2 and 3) consisting of a total of 2770 subjects with schizophrenia who received at least one dose of INVEGA® SUSTENNA™ in the recommended dose range of 39 mg to 234 mg and a total of 510 subjects with schizophrenia who received placebo. Among the 2770 INVEGA® SUSTENNA™-treated subjects, 1293 received INVEGA® SUSTENNA™ in four fixed-dose, double-blind, placebo-controlled trials (one 9-week and three 13-week studies), 849 received INVEGA® SUSTENNA™ in the maintenance trial (of whom 205 continued to receive INVEGA® SUSTENNA™ during the double-blind placebo-controlled phase of this study), and 628 received INVEGA® SUSTENNA™ in two non-placebo controlled trials (a noninferiority active-comparator trial and an injection site [deltoid-gluteal] cross-over trial). One of the 13-week studies included a 234 mg INVEGA® SUSTENNA™ initiation dose followed by treatment with either 39 mg, 156 mg, or 234 mg every 4 weeks.

Adverse events during exposure to study treatment were obtained by general inquiry and recorded by clinical investigators using their own terminology. Consequently, to provide a meaningful estimate of the proportion of individuals experiencing adverse events, events were grouped in standardized categories using MedDRA terminology.

The majority of all adverse reactions were mild to moderate in severity.

Commonly-Observed Adverse Events in Double-Blind, Placebo-Controlled Clinical Trials: Table 1 lists the adverse events reported in 2% or more of INVEGA® SUSTENNA™-treated subjects with schizophrenia in the four fixed-dose, double-blind, placebo-controlled trials.

Table 1. Incidence of Treatment Emergent Adverse Events in ≥ 2% of INVEGA® SUSTENNA™-Treated Subjects with Schizophrenia in Four Fixed-Dose, Double-Blind, Placebo-Controlled Trials: System Organ Class Adverse Event followed by Placebo^a (N=510) first, 39 mg (N=130) second, 78 mg (N=302) third, 156 mg (N=312) fourth, 234/39 mg^b (N=160) fifth, 234/156 mg^b (N=165) sixth, 234/234 mg^b (N=163) seventh: Total percentage of subjects with adverse event: 70, 75, 68, 69, 63, 60, 63; **Gastrointestinal disorders:** Abdominal discomfort/Abdominal pain upper 1, 0, 3, 3, 1, 2, 3; Constipation 5, 3, 5, 2, 4, 1; Diarrhea 2, 0, 3, 2, 1, 2, 2; Dry mouth 1, 3, 1, 0, 1, 1, 1; Nausea 3, 4, 4, 3, 2, 2; Toothache 1, 1, 3, 1, 2, 3; Vomiting 4, 5, 4, 2, 3, 2, 2; **General disorders and administration site conditions:** Asthenia 0, 2, 1, <1, 0, 1, 1; Fatigue 1, 1, 2, 2, 1, 2, 1; Injection site reactions 2, 0, 4, 6, 9, 7, 10; **Infections and infestations:** Nasopharyngitis 2, 0, 2, 2, 4, 2, 2; Upper respiratory tract infection 2, 2, 2, 1, 2, 4; Urinary tract infection 1, 0, 1, <1, 1, 1, 2; **Injury, poisoning and procedural complications:** Skin laceration <1, 2, <1, 0, 1, 0, 0; **Investigations:** Alanine aminotransferase increased 2, 0, 2, 1, 1, 1, 1; Weight increased 1, 4, 4, 1, 1, 1, 2; **Musculoskeletal and connective tissue disorders:** Back pain 2, 2, 1, 3, 1, 1, 1; Musculoskeletal stiffness 1, 1, <1, 1, 1, 2; Myalgia 1, 2, 1, <1, 1, 0, 2; Pain in extremity 1, 0, 2, 2, 2, 3, 0; **Nervous system disorders:** Akathisia 3, 2, 2, 3, 1, 5, 6; Dizziness 1, 6, 2, 4, 1, 4, 2; Extrapyramidal disorder 1, 5, 2, 3, 1, 0, 0; Headache 12, 11, 11, 15, 11, 7, 6; Somnolence/sedation 3, 5, 7, 4, 1, 5, 5; **Psychiatric disorders:** Agitation 7, 10, 5, 9, 8, 5, 4; Anxiety 7, 8, 5, 3, 5, 6, 6; Insomnia 15, 15, 13, 12, 10, 13; Nightmare <1, 2, 0, 0, 0, 0; Suicidal ideation 2, 0, 1, 2, 2, 2, 1; **Respiratory, thoracic and mediastinal disorders:** Cough 1, 2, 3, 1, 0, 1, 1; **Vascular disorders:** Hypertension 1, 2, 1, 1, 1, 0. Percentages are rounded to whole numbers. Table includes adverse events that were reported in 2% or more of subjects in any of the INVEGA® SUSTENNA™ dose groups and which occurred at greater incidence than in the placebo group. ^a Placebo group is pooled from all studies and included either deltoid or gluteal injection depending on study design. ^b Initial deltoid injection of 234 mg followed by either 39 mg, 156 mg, or 234 mg every 4 weeks by deltoid or gluteal injection. Other dose groups (39 mg, 78 mg, and 156 mg) are from studies involving only gluteal injection. [See Clinical Studies (14) in full PI]

Adverse events for which the paliperidone palmitate incidence was equal to or less than placebo are not listed in the table, but included the following: dyspepsia, psychotic disorder, schizophrenia, and tremor. The following terms were combined: somnolence/sedation, breast tenderness/breast pain, abdominal discomfort/abdominal pain upper, and tachycardia/sinus tachycardia/heart rate increased. All injection site reaction-related adverse events were collapsed and are grouped under "injection site reactions".

Adverse Reactions Observed During the Premarketing Evaluation of INVEGA® SUSTENNA™ Not Listed in Table 1: The following additional adverse reactions occurred in INVEGA® SUSTENNA™-treated subjects in the above four fixed-dose, double-blind, placebo-controlled trials, in the double-blind phase of the maintenance trial, or in INVEGA® SUSTENNA™-treated subjects with schizophrenia who participated in other Phase 3 trials, and were not reported in Table 1. They were determined to be adverse reactions based upon reasons to suspect causality such as timing of onset or termination with respect to drug use, plausibility in light of the drug's known pharmacology, occurrence at a frequency above that expected in the treated population or occurrence of an event typical of drug-induced adverse reactions.

Cardiac disorders: bradycardia, bundle branch block, postural orthostatic tachycardia syndrome, tachycardia

Ear and labyrinth disorders: vertigo

Endocrine disorders: hyperprolactinemia

Eye disorders: oculogyric crisis, eye rolling, vision blurred

Gastrointestinal disorders: salivary hypersecretion, stomach discomfort

Investigations: blood cholesterol increased, blood glucose increased

Metabolism and nutrition disorders: decreased appetite, increased appetite

Nervous system disorders: convulsion, dizziness postural, drooling, dysarthria, dyskinesia, dystonia, hypertonia, lethargy, neuroleptic malignant syndrome, oromandibular dystonia, parkinsonism, psychomotor hyperactivity, syncope

Psychiatric disorders: restlessness

Reproductive system and breast disorders: amenorrhea, erectile dysfunction, galactorrhea, gynecomastia, menstruation irregular, sexual dysfunction

Skin and subcutaneous tissue disorders: pruritus generalized, rash

Vascular disorders: orthostatic hypotension

Discontinuations Due to Adverse Events: The percentages of subjects who discontinued due to adverse events in the four fixed-dose, double-blind, placebo-controlled trials were 5.0% and 7.8% in INVEGA® SUSTENNA™- and placebo-treated subjects, respectively.

Dose-Related Adverse Reactions: Based on the pooled data from the four fixed-dose, double-blind, placebo-controlled trials, among the adverse reactions that occurred at ≥ 2% incidence in the subjects treated with INVEGA® SUSTENNA™, only akathisia increased with dose. Hyperprolactinemia also exhibited a dose relationship, but did not occur at ≥ 2% incidence in INVEGA® SUSTENNA™-treated subjects from the four fixed-dose studies.

Demographic Differences: An examination of population subgroups in the double-blind placebo-controlled trials did not reveal any evidence of differences in safety on the basis of age, gender, or race alone; however, there were few subjects ≥ 65 years of age.

Extrapyramidal Symptoms (EPS): Pooled data from the two double-blind, placebo-controlled, 13-week, fixed-dose trials provided information regarding treatment-emergent EPS. Several methods were used to measure EPS: (1) the Simpson-Angus global score (mean change from baseline or score at the end of trial) which broadly evaluates Parkinsonism, (2) the Barnes Akathisia Rating Scale global clinical rating score (mean change from baseline or score at the end of trial) which evaluates akathisia, (3) use of anticholinergic medications to treat emergent EPS, (4) the Abnormal Involuntary Movement Scale scores (mean change from baseline or scores at the end of trial) (Table 2), and (5) incidence of spontaneous reports of EPS (Table 3).

Table 2. Treatment-Emergent Extrapyramidal Symptoms (EPS) Assessed by Incidence of Rating Scales and Use of Anticholinergic Medication: Scale followed by Percentage of Subjects Placebo (N=262) first, INVEGA® SUSTENNA™ 39 mg (N=130) second, 78 mg (N=223) third, 156 mg (N=228) fourth: Parkinsonism^a 9, 12, 10, 6; Akathisia^b 5, 5, 6, 5; Dyskinesia^c 3, 4, 6, 4; Use of Anticholinergic Medications^d 12, 10, 12, 11. ^aFor Parkinsonism, percent of subjects with Simpson-Angus Total score > 0.3 at endpoint (Total score defined as total sum of items score divided by the number of items) ^bFor Akathisia, percent of subjects with Barnes Akathisia Rating Scale global score ≥ 2 at endpoint ^cFor Dyskinesia, percent of subjects with a score ≥ 3 on any of the first 7 items or a score ≥ 2 on two or more of any of the first 7 items of the Abnormal Involuntary Movement Scale at endpoint ^dPercent of subjects who received anticholinergic medications to treat emergent EPS

Table 3. Treatment-Emergent Extrapyramidal Symptoms (EPS)-Related Adverse Events by MedDRA Preferred Term: EPS Group followed by Percentage of Subjects Placebo (N=262) first, INVEGA® SUSTENNA™ 39 mg (N=130) second, 78 mg (N=223) third, 156 mg (N=228) fourth: Overall percentage of subjects with EPS-related adverse events 10, 12, 11, 11; Parkinsonism 5, 6, 6, 4; Hyperkinesia 2, 2, 2, 4; Tremor 3, 2, 2, 3; Dyskinesia 1, 2, 3, 1; Dystonia 0, 1, 1, 2.

Parkinsonism group includes: Extrapyramidal disorder, hypertonia, musculoskeletal stiffness, parkinsonism, drooling, masked facies, muscle tightness, hypokinesia

Hyperkinesia group includes: Akathisia, restless legs syndrome, restlessness

Dyskinesia group includes: Dyskinesia, choreoathetosis, muscle twitching, myoclonus, tardive dyskinesia

Dystonia group includes: Dystonia, muscle spasms

The results across all phases of the maintenance trial exhibited comparable findings. In the 9-week, fixed-dose, double-blind, placebo-controlled trial, the proportions of Parkinsonism and akathisia assessed by incidence of rating scales were higher in the INVEGA® SUSTENNA™ 156 mg group (18% and 11%, respectively) than in the

INVEGA® SUSTENNA™ 78 mg group (9% and 5%, respectively) and placebo group (7% and 4%, respectively).

In the 13-week study involving 234 mg initiation dosing, the incidence of any treatment-emergent EPS-related adverse events was similar to that of the placebo group (8%), but exhibited a dose-related pattern with 6%, 10%, and 11% in the INVEGA® SUSTENNA™ 234/39 mg, 234/156 mg, and 234/234 mg groups, respectively. Hyperkinesia was the most frequent category of EPS-related adverse events in this study, and was reported at a similar rate between the placebo (4.9%) and INVEGA® SUSTENNA™ 234/156 mg (4.8%) and 234/234 mg (5.5%) groups, but at a lower rate in the 234/39 mg group (1.3%).

Dystonia: Class Effect: Symptoms of dystonia, prolonged abnormal contractions of muscle groups, may occur in susceptible individuals during the first few days of treatment. Dystonic symptoms include: spasm of the neck muscles, sometimes progressing to tightness of the throat, swallowing difficulty, difficulty breathing, and/or protrusion of the tongue. While these symptoms can occur at low doses, they occur more frequently and with greater severity with high potency and at higher doses of first generation antipsychotic drugs. An elevated risk of acute dystonia is observed in males and younger age groups.

Laboratory Test Abnormalities: In the pooled data from the two double-blind, placebo-controlled, 13-week, fixed-dose trials, a between-group comparison revealed no medically important differences between INVEGA® SUSTENNA™ and placebo in the proportions of subjects experiencing potentially clinically significant changes in routine serum chemistry, hematology, or urinalysis parameters. Similarly, there were no differences between INVEGA® SUSTENNA™ and placebo in the incidence of discontinuations due to changes in hematology, urinalysis, or serum chemistry, including mean changes from baseline in fasting glucose, insulin, c-peptide, triglyceride, HDL, LDL, and total cholesterol measurements. However, INVEGA® SUSTENNA™ was associated with increases in serum prolactin [see Warnings and Precautions]. The results from the 13-week study involving 234 mg initiation dosing, the 9-week, fixed-dose, double-blind, placebo-controlled trial, and the double-blind phase of the maintenance trial exhibited comparable findings.

Pain Assessment and Local Injection Site Reactions: In the pooled data from the two 13-week, fixed-dose, double-blind, placebo-controlled trials, the mean intensity of injection pain reported by subjects using a visual analog scale (0 = no pain to 100 = unbearably painful) decreased in all treatment groups from the first to the last injection (placebo: 10.9 to 9.8; 39 mg: 10.3 to 7.7; 78 mg: 10.0 to 9.2; 156 mg: 11.1 to 8.8). The results from both the 9-week, fixed-dose, double-blind, placebo-controlled trial and the double-blind phase of the maintenance trial exhibited comparable findings.

In the 13-week study involving 234 mg initiation dosing, occurrences of induration, redness, or swelling, as assessed by blinded study personnel, were infrequent, generally mild, decreased over time, and similar in incidence between the INVEGA® SUSTENNA™ and placebo groups. Investigator ratings of injection pain were similar for the placebo and INVEGA® SUSTENNA™ groups. Investigator evaluations of the injection site after the first injection for redness, swelling, induration, and pain were rated as absent for 69-100% of subjects in both the INVEGA® SUSTENNA™ and placebo groups. At Day 92, investigators rated absence of redness, swelling, induration, and pain in 95-100% of subjects in both the INVEGA® SUSTENNA™ and placebo groups.

Adverse Reactions Reported With Oral Paliperidone: The following is a list of additional adverse reactions that have been reported with oral paliperidone in subjects with schizophrenia:

Cardiac disorders: atrioventricular block first degree, palpitations, sinus arrhythmia

Gastrointestinal disorders: abdominal pain, swollen tongue

General disorders and administration site conditions: edema

Immune system disorders: anaphylactic reaction

Musculoskeletal and connective tissue disorders: muscle rigidity

Nervous system disorders: tremor

Reproductive system and breast disorders: priapism, breast discharge

Vascular disorders: ischemia

Adverse Reactions Reported With Risperidone: Paliperidone is the major active metabolite of risperidone. Adverse reactions reported with oral risperidone and risperidone long-acting injection can be found in the ADVERSE REACTIONS sections of the package inserts for those products.

DRUG INTERACTIONS

Since paliperidone palmitate is hydrolyzed to paliperidone [see *Clinical Pharmacology* (12.3) in full PI], results from studies with oral paliperidone should be taken into consideration when assessing drug-drug interaction potential.

Potential for INVEGA® SUSTENNA™ to Affect Other Drugs: Given the primary CNS effects of paliperidone [see *Adverse Reactions*], INVEGA® SUSTENNA™ should be used with caution in combination with other centrally acting drugs and alcohol. Paliperidone may antagonize the effect of levodopa and other dopamine agonists.

Because of its potential for inducing orthostatic hypotension, an additive effect may be observed when INVEGA® SUSTENNA™ is administered with other therapeutic agents that have this potential [see *Warnings and Precautions*].

Paliperidone is not expected to cause clinically important pharmacokinetic interactions with drugs that are metabolized by cytochrome P450 isozymes. *In vitro* studies in human liver

microsomes showed that paliperidone does not substantially inhibit the metabolism of drugs metabolized by cytochrome P450 isozymes, including CYP1A2, CYP2A6, CYP2C8/9/10, CYP2D6, CYP2E1, CYP3A4, and CYP3A5. Therefore, paliperidone is not expected to inhibit clearance of drugs that are metabolized by these metabolic pathways in a clinically relevant manner. Paliperidone is also not expected to have enzyme inducing properties.

Paliperidone is a weak inhibitor of P-glycoprotein (P-gp) at high concentrations. No *in vivo* data are available and the clinical relevance is unknown.

Potential for Other Drugs to Affect INVEGA® SUSTENNA™: Paliperidone is not a substrate of CYP1A2, CYP2A6, CYP2C9, and CYP2C19, so that an interaction with inhibitors or inducers of these isozymes is unlikely. While *in vitro* studies indicate that CYP2D6 and CYP3A4 may be minimally involved in paliperidone metabolism, *in vivo* studies do not show decreased elimination by these isozymes and they contribute to only a small fraction of total body clearance. *In vitro* studies have shown that paliperidone is a P-gp substrate.

Co-administration of oral paliperidone extended release once daily with carbamazepine 200 mg twice daily caused a decrease of approximately 37% in the mean steady-state C_{max} and AUC of paliperidone. This decrease is caused, to a substantial degree, by a 35% increase in renal clearance of paliperidone. A minor decrease in the amount of drug excreted unchanged in the urine suggests that there was little effect on the CYP metabolism or bioavailability of paliperidone during carbamazepine co-administration. On initiation of carbamazepine, the dose of INVEGA® SUSTENNA™ should be re-evaluated and increased if necessary. Conversely, on discontinuation of carbamazepine, the dose of INVEGA® SUSTENNA™ should be re-evaluated and decreased if necessary.

Paliperidone is metabolized to a limited extent by CYP2D6 [see *Clinical Pharmacology* (12.3) in full PI]. In an interaction study in healthy subjects in which a single 3 mg dose of oral paliperidone extended release was administered concomitantly with 20 mg per day of paroxetine (a potent CYP2D6 inhibitor), paliperidone exposures were on average 16% (90% CI: 4, 30) higher in CYP2D6 extensive metabolizers. Higher doses of paroxetine have not been studied. The clinical relevance is unknown.

Co-administration of a single dose of an oral paliperidone extended-release 12 mg tablet with divalproex sodium extended-release tablets (two 500 mg tablets once daily at steady-state) resulted in an increase of approximately 50% in the C_{max} and AUC of paliperidone. Although this interaction has not been studied with INVEGA® SUSTENNA™, a clinically significant interaction would not be expected between divalproex sodium and INVEGA® SUSTENNA™ intramuscular injection.

USE IN SPECIFIC POPULATIONS

Pregnancy: Pregnancy Category C.: There were no treatment-related effects on the offspring when pregnant rats were injected intramuscularly with paliperidone palmitate during the period of organogenesis at doses up to 160 mg/kg, which is 10 times the maximum recommended human 234 mg dose of INVEGA® SUSTENNA™ on a mg/m² basis.

In studies in pregnant rats and rabbits in which paliperidone was given orally during the period of organogenesis, there were no increases in fetal abnormalities up to the highest doses tested (10 mg/kg/day in rats and 5 mg/kg/day in rabbits, which are each 8 times the maximum recommended human dose [12 mg/day] of orally administered paliperidone [INVEGA®] on a mg/m² basis).

In rat reproduction studies with risperidone, which is extensively converted to paliperidone in rats and humans, increases in pup deaths were seen at oral doses which are less than the maximum recommended human dose of risperidone on a mg/m² basis (see RISPERDAL® package insert).

There are no adequate and well controlled studies of INVEGA® SUSTENNA™ in pregnant women. INVEGA® SUSTENNA™ should be used during pregnancy only if the potential benefit justifies the potential risk to the fetus.

Use of first generation antipsychotic drugs during the last trimester of pregnancy has been associated with extrapyramidal symptoms in the neonate. These symptoms are usually self-limited. It is not known whether paliperidone, when taken near the end of pregnancy, will lead to similar neonatal signs and symptoms.

Labor and Delivery: The effect of INVEGA® SUSTENNA™ on labor and delivery in humans is unknown.

Nursing Mothers: In animal studies with paliperidone and in human studies with risperidone, paliperidone was excreted in the milk. Therefore, women receiving INVEGA® SUSTENNA™ should not breast feed infants.

Pediatric Use: Safety and effectiveness of INVEGA® SUSTENNA™ in patients < 18 years of age have not been established.

Geriatric Use: Clinical studies of INVEGA® SUSTENNA™ did not include sufficient numbers of subjects aged 65 and over to determine whether they respond differently from younger subjects. Other reported clinical experience has not identified differences in responses between the elderly and younger patients.

This drug is known to be substantially excreted by the kidney and clearance is decreased in patients with renal impairment [see *Clinical Pharmacology* (12.3) in full PI], who should be given reduced doses. Because elderly patients are more likely to have decreased renal function, care should be taken in dose selection, and it may be useful to monitor renal function [see *Dosage and Administration* (2.5) in full PI].

INVEGA® SUSTENNA™ (paliperidone palmitate) Extended-Release Injectable Suspension

Renal Impairment: INVEGA® SUSTENNA™ has not been systematically studied in patients with renal impairment (see Clinical Pharmacology (12.3) in full PI). For patients with mild renal impairment (creatinine clearance \geq 50 mL/min to $<$ 80 mL/min), recommended initiation of INVEGA® SUSTENNA™ is with a dose of 156 mg on treatment day 1 and 117 mg one week later, both administered in the deltoid muscle. Thereafter, follow with monthly injections of 78 mg in either the deltoid or gluteal muscle.

INVEGA® SUSTENNA™ is not recommended in patients with moderate or severe renal impairment (creatinine clearance $<$ 50 mL/min).

Hepatic Impairment: INVEGA® SUSTENNA™ has not been studied in patients with hepatic impairment. Based on a study with oral paliperidone, no dose adjustment is required in patients with mild or moderate hepatic impairment. Paliperidone has not been studied in patients with severe hepatic impairment.

DRUG ABUSE AND DEPENDENCE

Controlled Substance: INVEGA® SUSTENNA™ (paliperidone) is not a controlled substance.

Abuse: Paliperidone has not been systematically studied in animals or humans for its potential for abuse.

Dependence: Paliperidone has not been systematically studied in animals or humans for its potential for tolerance or physical dependence.

OVERDOSAGE

Human Experience: No cases of overdose were reported in premarketing studies with INVEGA® SUSTENNA™. Because INVEGA® SUSTENNA™ is to be administered by health care professionals, the potential for overdosage by patients is low.

While experience with paliperidone overdose is limited, among the few cases of overdose reported in premarketing trials with oral paliperidone, the highest estimated ingestion was 405 mg. Observed signs and symptoms included extrapyramidal symptoms and gait unsteadiness. Other potential signs and symptoms include those resulting from an exaggeration of paliperidone's known pharmacological effects, i.e., drowsiness and sedation, tachycardia and hypotension, and QT prolongation.

Paliperidone is the major active metabolite of risperidone. Overdose experience reported with risperidone can be found in the OVERDOSAGE section of the risperidone package insert.

Management of Overdosage: There is no specific antidote to paliperidone, therefore, appropriate supportive measures should be instituted and close medical supervision and monitoring should continue until the patient recovers. Consideration should be given to the prolonged-release characteristics of INVEGA® SUSTENNA™ and the long apparent half-life of paliperidone when assessing treatment needs and recovery. Multiple drug involvement should also be considered.

In case of acute overdose, establish and maintain an airway and ensure adequate oxygenation and ventilation. The possibility of obtundation, seizures, or dystonic reaction of the head and neck following overdose may create a risk of aspiration with induced emesis.

Cardiovascular monitoring should commence immediately, including continuous electrocardiographic monitoring for possible arrhythmias. If antiarrhythmic therapy is administered, disopyramide, procainamide, and quinidine carry a theoretical hazard of additive QT-prolonging effects when administered in patients with an acute overdose of paliperidone. Similarly the alpha-blocking properties of bretylium might be additive to those of paliperidone, resulting in problematic hypotension.

Hypotension and circulatory collapse should be treated with appropriate measures, such as intravenous fluids and/or sympathomimetic agents (epinephrine and dopamine should not be used, since beta stimulation may worsen hypotension in the setting of paliperidone-induced alpha blockade). In cases of severe extrapyramidal symptoms, anticholinergic medication should be administered.

Manufactured by:
Janssen Pharmaceutica N.V.
Beerse, Belgium

Manufactured for:
Janssen, Division of Ortho-McNeil-Janssen Pharmaceuticals, Inc.
Titusville, NJ 08560



Revised: July 2009

© Ortho-McNeil-Janssen Pharmaceuticals, Inc. 2009

36348B

2010 CALL FOR PAPERS

CNS Spectrums is now accepting submissions of the following manuscripts via *ScholarOne Manuscripts* web-based peer-review platform:

- **Review articles**
- **Original research**
- **Letters to the Editor**

Examples of topics and types of articles of interest include:

- Clinical interface of psychiatry and neurology.
- Neurology and neuropsychiatry in a clinical setting addressing spectrum disorders.
- Manuscripts geared toward deepening the clinician's understanding of neuropsychiatric disorders and treatments.
- Applications of psychopharmacology and pharmacokinetics across the neuropsychiatric spectrum.
- Review articles containing critical appraisal of the literature, with synthesis of the strengths and/or weaknesses of cited research. Review articles contextualizing the neuropsychiatric problem/topic.

Authors: Please submit manuscripts by visiting the following *CNS Spectrums* link:
<http://mc.manuscriptcentral.com/cnsspectr>.

Author Guidelines can be found at www.cnsspectrums.com/asp/authorguidelines.aspx.

CNS Spectrums has the largest circulation in the nation among peer-reviewed, indexed neuroscience journals with a monthly readership of 50,000 neurologists and psychiatrists.

If you have any questions about submitting manuscripts through the ScholarOne Manuscripts platform, please e-mail Lisa Arrington, Senior Acquisitions Editor, lla@mbcommunications.com.

www.cnsspectrums.com

PRIMARY PSYCHIATRY
The Largest Peer Reviewed Psychiatric Journal in the Nation

CNS SPECTRUMS
First in Applied Neuroscience

Psychiatry Weekly
The Leading News Service From Primary Psychiatry® and Psychiatry 1 Weekly®

ADS
ALZHEIMER'S DISEASE SUMMIT

A Global Commitment to Advancing CNS Science, Clinical Practice, and Evidence-Based Medicine

EDITORS

EDITOR IN CHIEF

Andrew A. Nierenberg, MD
Massachusetts General Hospital
Harvard Medical School
Boston, MA

FOUNDING EDITOR

Eric Hollander, MD
Albert Einstein College of Medicine
Bronx, NY

INTERNATIONAL EDITOR

Joseph Zahar, MD
Chaim Sheba Medical Center
Tel-Hashomer, Israel

ASSOCIATE INTERNATIONAL EDITORS

EUROPE

Donatella Marazziti, MD
University of Pisa
Pisa, Italy

MID-ATLANTIC

Dan J. Stein, MD, PhD
University of Cape Town
Cape Town, South Africa

ASIA

Shigeto Yamawaki, MD, PhD
Hiroshima University School
of Medicine
Hiroshima, Japan

CONTRIBUTING WRITERS

Icro Maremmani, MD
Yehuda Pollak, PhD
Raman Sankar, MD, PhD

FIELD EDITOR

Michael Trimble, MD, FRCP, FRPsych

COLUMNISTS

Sarah H. Lisanby, MD
Stefano Pallanti, MD, PhD
Thomas E. Schlaepfer, MD
Stephen M. Stahl, MD, PhD
Dan J. Stein, MD, PhD

EDITORIAL ADVISORY BOARD

Lenard Adler, MD
New York University Medical School
New York, NY

Dennis S. Charney, MD
Mount Sinai School of Medicine
New York, NY

Andrew J. Cole, MD, FRCP(c)
Harvard Medical School
Boston, MA

Jeffrey L. Cummings, MD
University of California, Los Angeles
Los Angeles, CA

Thilo Deckersbach, PhD
Massachusetts General Hospital
Boston, MA

Robert L. Findling, MD
Case Western Reserve University
Cleveland, OH

John Geddes, MD, FRCPsych
University of Oxford
Oxford, United Kingdom

Mark S. George, MD
Medical University of South Carolina
Charleston, SC

Daphne Holt, MD, PhD
Massachusetts General Hospital
Charlestown, MA

Andres M. Kanner, MD
Rush University
Chicago, IL

Siegfried Kasper, MD
University of Vienna
Vienna, Austria

Yves Lecrubier, MD
Hôpital de la Salpêtrière
Paris, France

Sarah H. Lisanby, MD
Columbia University
New York, NY

Herbert Y. Meltzer, MD
Vanderbilt University Medical Center
Nashville, TN

Mario F. Mendez, MD, PhD
University of California, Los Angeles
Los Angeles, CA

Philip Mitchell, MB BS, MD, FRANZCP,
FRCPsych
University of New South Wales
Sydney, Australia

Stuart A. Montgomery, MD
St. Mary's Hospital Medical School
London, United Kingdom

Humberto Nicolini, MD, PhD
National Mexican Institute of Psychiatry
Mexico City, Mexico

Stefano Pallanti, MD, PhD
University of Florence
Florence, Italy

Katharine Phillips, MD
Brown Medical School
Providence, RI

Diego A. Pizzagalli, PhD
Harvard University
Boston, MA

Mark H. Pollack, MD
Massachusetts General Hospital
Charlestown, MA

Mark Rapaport, MD
University of California, Los Angeles
Los Angeles, CA

Scott L. Rauch, MD
Massachusetts General Hospital
Charlestown, MA

Peter P. Roy-Byrne, MD
University of Washington School of Medicine
Seattle, WA

Gerard Sanacora, MD, PhD
Yale University
New Haven, CT

Alan F. Schatzberg, MD
Stanford University School of Medicine
Stanford, CA

Thomas E. Schlaepfer, MD
University of Bonn
Bonn, Germany

Jordan W. Smoller, MD, ScD
Massachusetts General Hospital
Charlestown, MA

Stephen M. Stahl, MD, PhD
University of California, San Diego
La Jolla, CA

Stephen M. Strakowski, MD
University of Cincinnati
Cincinnati, OH

Scott Stroup, MD, MPH
University of North Carolina, Chapel Hill
Chapel Hill, NC

Norman Sussman, MD
New York University Medical School
New York, NY

Pierre N. Tariot, MD
University of Arizona
Phoenix, AZ

Michael E. Thase, MD
University of Pennsylvania School of Medicine
Philadelphia, PA

Michael Trimble, MD, FRCP, FRPsych
National Hospital for Neurology
and Neurosurgery
London, United Kingdom

Madhukar H. Trivedi, MD
University of Texas Southwestern Medical Center
Dallas, TX

Karen Dineen Wagner, MD, PhD
The University of Texas Medical Branch
Galveston, TX

Daniel Weintraub, MD
University of Pennsylvania
Philadelphia, PA

Herman G.M. Westenberg, MD
University Hospital Utrecht
Utrecht, The Netherlands

Stephen Wisniewski, PhD
University of Pittsburgh
Pittsburgh, PA

Carlos A. Zarate, Jr., MD
National Institute of Mental Health
Bethesda, MD

PUBLICATION STAFF

CEO & PUBLISHER

Darren L. Brodeur

VP, MANAGING EDITOR

Christopher Naccari

GLOBAL ACCOUNT MANAGER

Kelly Notine

VP, HUMAN RESOURCES

Kimberly A. Brodeur

SENIOR PROJECTS EDITOR

Deborah Hughes Levy

SENIOR EDITOR-PRIMARY PSYCHIATRY

Dena Croog

EDITOR-CNS SPECTRUMS

Virginia Jackson

ASSOCIATE EDITOR - PSYCHIATRY WEEKLY

Lonnie Stoltzfoos

ASSISTANT EDITOR

Carlos Perkins, Jr.

PROJECTS EDITOR

Jennifer Verlangieri

SENIOR ACQUISITIONS EDITOR

Lisa Arrington

WEB DEVELOPER

Shamar Rose

CME DEVELOPMENT MANAGERS

Annette Schwind
Shelley Wong

CME ASSISTANT

Kirk Clarke

ART DIRECTOR

Derek Oscarson

GRAPHIC DESIGNER

Michael J. Vodilko

CHIEF FINANCIAL OFFICER

John Spano

ACCOUNTING INTERN

Stephanie Spano

SALES & EVENT COORDINATOR

Kimberly Schneider

OFFICE MANAGER

Debbie Rizzo

INFORMATION TECHNOLOGY

Clint Bagwell Consulting

CORPORATION COUNSEL

Lawrence Ross, Esq.
Bressler, Amery, and Ross

First in Applied Neuroscience

MISSION STATEMENT

CNS Spectrums' editorial mission is to address relevant neuropsychiatric topics, including the prevalence of comorbid diseases among patients, and original research and reports that emphasize the profound diagnostic and physiologic connections made within the neurologic and psychiatric fields. The journal's goal is to serve as a resource to psychiatrists and neurologists seeking to understand and treat disturbances of cognition, emotion, and behavior as a direct consequence of central nervous system disease, illness, or trauma.

GENERAL

CNS Spectrums (ISSN 1092-8529) is published monthly by MBL Communications, Inc., 333 Hudson Street, 7th Floor, New York, NY 10013. Periodicals postage paid at New York, NY, and additional mailing offices. POSTMASTER: Send address changes to *CNS Spectrums*, 333 Hudson St., 7th Floor, New York, NY 10013.

CNS Spectrums is a monthly *Index Medicus*/MEDLINE journal designed to bridge the clinical information needs of 50,000 psychiatrists and neurologists. Introduced in 1996, *CNS Spectrums* reaches more physicians than any other indexed, peer-reviewed neuroscience journal in the world.

In addition, the 2007 ISI Journal Citation Reports' Impact Factor for *CNS Spectrums* is 2.222. The Impact Factor is based on a total of 1,179 citations.

EDITORIAL AND PEER REVIEW

CNS Spectrums Phone: 212-328-0800 Editor-in-Chief:
333 Hudson St., 7th Floor Fax: 212-328-0600 Andrew A. Nierenberg, MD
New York, NY 10013 e-Mail: lla@mbldcommunications.com Harvard Medical School

EDITORIAL CONTENT: *CNS Spectrums* will consider and encourages the following types of articles for publication: **Original Research**—Methodologically and scientifically sound original data; **Reviews**—Comprehensive articles summarizing and synthesizing the literature on various topics presented in a scholarly and clinically relevant fashion; **Letters to the Editor**—Approved letters will be edited for style, clarity, and size.

PEER REVIEW: Articles appearing in *CNS Spectrums* are peer reviewed by two independent reviewers using the ScholarOne Manuscripts web platform.

SUBMITTING MANUSCRIPTS TO *CNS SPECTRUMS*: All submissions to *CNS Spectrums*, including articles and Letters to the Editor, should be submitted through the following ScholarOne/*CNS Spectrums* web site: <http://mc.manuscriptcentral.com/cnsspectr>

INSTRUCTIONS FOR AUTHORS: Author Guidelines are available at www.cnsspectrums.com/asp/authorguidelines.aspx

INDEXING

CNS Spectrums is indexed in the Index Medicus database, EMBASE, and is available on MEDLINE under the citation *CNS Spectr*. The full text article Link-Out feature is also available.

SUBSCRIPTIONS, BACK ISSUES, AND ADDRESS CHANGES

ANNUAL SUBSCRIPTION RATES - 2010

	United States	International
Individuals	\$140	\$175 (US)

Institutional Pricing: Please contact cdn@mbldcommunications.com
For subscriptions: Tel: 212-328-0800; Fax: 212-328-0600; Web: www.cnsspectrums.com.

SINGLE COPIES AND BACK ISSUES: To order a single copy or a back issue, please visit <https://secure.mblcommunications.com/CNSSpec/asp/BackIssues.aspx>. Issues are \$20 per copy (including all domestic shipping costs).

ADDRESS CHANGES: In order to change your address, please visit www.cnsspectrums.com/asp/ChangeOfAddress.aspx. Address changes take 4-6 weeks to verify. You can also fax a letter to 212-328-0600 or mail a letter to:

CNS Spectrums
Attn: Subscriptions
333 Hudson St., 7th Floor
New York, NY 10013

ATTENTION AMA MEMBERS: To change your address, you must do so through the AMA since they are the source of our subscription database. We cannot process the change for you. *Please call the AMA at 800-262-3211.*

ONLINE ACCESS

CNS Spectrums' content is available online at www.cnsspectrums.com.

COPYRIGHT/FINANCIAL DISCLOSURE

COPYRIGHT: Materials are accepted for exclusive publication in *CNS Spectrums* and become the property of *CNS Spectrums*. Permission to reproduce material must be obtained from the publisher.

DISCLOSURE OF COMMERCIAL AND NON-COMMERCIAL INTERESTS: Authors must include a statement about all forms of support, including grant and pharmaceutical support, affiliations, and honoraria received for past and present material. Such information may, at the editor's discretion, be shared with reviewers. If the article is accepted for publication, all relevant disclosure information is listed.

PERMISSIONS REQUESTS

REQUESTS FOR PERMISSIONS MAY BE SUBMITTED VIA THE FOLLOWING METHODS:

- If you would like to electronically obtain permission to use materials (tables, figures, etc.) presented in *CNS Spectrums*, please visit <http://www.copyright.com> and enter "CNS Spectrums". You may also e-mail cdn@mbldcommunications.com

- If you would like to submit a written permission request, please fax or mail to the following number and/or address:

Fax: 212-328-0600
Mail: *CNS Spectrums*
ATTN: Permissions
333 Hudson St., 7th Floor
New York, NY 10013

- Permission will not be granted until the article in which the material appears has been published in *CNS Spectrums*.

- In order to complete the request, we will need the following information: Article Title, Author(s); Journal Citation (Year; Volume; Issue Number; Page Range), the Copyrighted Item to be Used, and Description of Intended Use/Audience. Please include your Name, Company, Address, Phone/Fax Numbers, and E-mail Address.

- If the permission request is approved, the journal should be cited as "CNS Spectr" followed by the article's numerical citation.

- Use of the full text of material published in *CNS Spectrums* is not permitted on other Web sites.

EMBARGO

All materials published in *CNS Spectrums* are embargoed until the 15th of the month of publication.

REPRINTS

For bulk reprint purchases, please contact Christopher Naccari at cdn@mbldcommunications.com or go to www.cnsspectrums.com/asp/Reprints.aspx. Please include: Article Title; Author(s); Journal Citation; Year; Volume; Issue Number; and Quantity.

ADVERTISING

CONTACTS:

- **Print Ads:** Christopher Naccari, cdn@mbldcommunications.com
- **Classifieds:** Kimberly Schneider, ks@mbldcommunications.com
- **Web Ads:** Bill Jennings, bill@goodhealthadvertising.com

MEDIA KITS: Media Kits are available upon request in print or PDF formats. Please e-mail Kimberly Schneider, ks@mbldcommunications.com.

DISCLAIMER AND COPYRIGHT

Opinions and views expressed by authors are their own and do not necessarily reflect the views of the publisher, MBL Communications, Inc., *CNS Spectrums*, LLC, or the editorial advisory board. The publisher is not guaranteeing or warranting or assuming any liability or responsibility for or with respect to and expressly disclaims any liability or responsibility for or with respect to this publication or the information contained in it.

Although every effort has been made to ensure that drug doses and other information are presented accurately in this publication, the ultimate responsibility rests with the prescribing physician. Neither the publisher nor the authors can be held responsible for errors or for any consequences arising from the use or misuse of information contained herein. The information contained in *CNS Spectrums* is intended for general educational and informational purposes; it is not intended as the sole basis upon which any action is to be recommended or taken.

Readers are strongly urged to consult any relevant primary literature. No claims or endorsements are made for any drug or compound currently under clinical investigation. The readers of this publication use and evaluate the information contained in this publication at their own risk.

Copyright © 2010 by MBL Communications, Inc. *CNS Spectrums* is a registered trademark of *CNS Spectrums*, LLC, New York, NY. Permission to reproduce articles in whole or part must be obtained in writing from the publisher. Printed in the USA. All rights reserved, including the right of reproduction, in whole or in part, in any form. Reproduction without permission is prohibited.

Editorial

- 74 **Hopes and Dreams: Healthcare Reform and Comparative Effectiveness Research for Personalized Treatment in Psychiatry and Neurology**

Andrew A. Nierenberg, MD, *Massachusetts General Hospital, Harvard Medical School*

Trends in Psychopharmacology

- 79 **Enhancing Outcomes from Major Depression: Using Antidepressant Combination Therapies with Multifunctional Pharmacologic Mechanisms from the Initiation of Treatment**

Stephen M. Stahl, MD, PhD. *University of California-San Diego.*

Review Articles

- 95 **Mood Stabilizers in the Treatment of Substance Use Disorders**

Icro Maremmani, MD, *University of Pisa*; Matteo Pacini, MD, *Institute of Behavioural Sciences*; Francesco Lamanna, MD, *Santa Chiara University Hospital*; Pier Paolo Pani, MD, *Sardinia Regional Coordination Unit*; Giulio Perugi, MD, *University of Pisa*; Joseph Deltito, MD, *New York Medical College*; Ihsan M. Salloum, MD, MPH, *University of Miami*; and Hagop Akiskal, MD, *San Diego Veterans Administration Medical Center*

- 112 **Understanding Therapeutic Equivalence in Epilepsy**

Raman Sankar, MD, PhD, *University of California-Los Angeles*; Tracy A. Glauser, MD, *Cincinnati Children's Hospital Medical Center*; Co-Chairs of Leadership in Epilepsy, Advocacy, and Development (LEAD), and LEAD Faculty

Original Research

- 125 **Methylphenidate Effect in Children With ADHD Can Be Measured by an Ecologically Valid Continuous Performance Test Embedded in Virtual Reality**

Yehuda Pollak, PhD, *Shaare Zedek Medical Center*; Hanan Barhoum Shomaly, MA, *University of Haifa*; Patrice L. Weiss, PhD, *University of Haifa*; Albert A. Rizzo, PhD, *University of Southern California*; and Varda Gross-Tsur, MD, *Shaare Zedek Medical Center*


CME Expert Review Supplement

- Recognition and Treatment Strategies for Bipolar Disorder Across the Life Cycle**


Joseph F. Goldberg, MD, Charles Bowden, MD, Claudia Baldassano, MD, and Noreen Reilly-Harrington, PhD




MOUNT SINAI
SCHOOL OF
MEDICINE



CAUSE



AFFECT



EFFECT

PBA:

- Is associated with neurologic diseases such as MS, ALS, Parkinson's disease, dementias including Alzheimer's disease, and neurologic injuries such as stroke and TBI^{1,2}
- It is hypothesized that these neurologic diseases and injuries impact the excitatory action of glutamate, leading to excessive glutamatergic signaling and increased electrical activity in neurons³⁻⁵

PBA:

- Is a distinct neurologic disorder of affect characterized by involuntary episodes of motor expression of emotion, such as laughing, crying, or related facial features¹
- PBA is surprisingly prevalent, affecting millions of patients and caregivers in the United States alone^{1,6-12}
- The disorder is also commonly known as emotional lability, pathologic laughing and crying, and emotional incontinence¹

PBA:

- Can significantly impact patients and caregivers.⁶ The symptoms of PBA can be severe, with persistent and unremitting episodes.¹³ Involuntary crying or laughing may lead to embarrassment, anxiety, and depression, and result in social isolation^{6,13-16}
- Addressing PBA can help improve the lives of patients and their families and caregivers,⁶ thereby reducing its physical, emotional, and social impact

Pseudobulbar Affect | PBA

For more information, please visit www.PBAinfo.org

References: 1. Arciniegas DB, Topkoff J. The neuropsychiatry of pathologic affect: an approach to evaluation and treatment. *Semin Clin Neuropsychiatry*. 2000;5:290-306. 2. Kaschka WP, Meyer A, Schier KR, et al. Treatment of pathological crying with citalopram. *Pharmacopsychiatry*. 2001;34:254-258. 3. Greenamyre JT. The role of glutamate in neurotransmission and in neurologic disease. *Arch Neurol*. 1986;43:1058-1063. 4. Bittigau P, Ikonomidou C. Glutamate in neurologic diseases. *J Child Neurol*. 1997;12:471-485. 5. Mattson MP. Excitotoxic and excitoprotective mechanisms: abundant targets for the prevention and treatment of neurodegenerative disorders. *Neuromolecular Med*. 2003;3:85-94. 6. Moore SR, Gresham LS, Bromberg MB, et al. A self report measure of affective lability. *J Neural Neurosurg Psychiatry*. 1997;63:89-93. 7. Caroscio JT, Mulvihill MN, Sterling R, et al. Amyotrophic lateral sclerosis: its natural history. *Neurol Clin*. 1987;5:1-8. 8. Gubbay SS, Kahana E, Zilber N, et al. Amyotrophic lateral sclerosis: a study of its presentation and prognosis. *J Neurol*. 1985;232:295-300. 9. Zellig G, Drubach DA, Katz-Zellig M, et al. Pathological laughter and crying in patients with closed traumatic brain injury. *Brain Inj*. 1996;10:591-597. 10. Tang WK, Chan SSM, Chiu HFK, et al. Emotional incontinence in Chinese stroke patients: diagnosis, frequency, and clinical and radiological correlates. *J Neurol*. 2004;251:865-869. 11. Minden SL, Schiffer RB. Affective disorders in multiple sclerosis. *Arch Neurol*. 1990;47:98-104. 12. Kim JS, Choi S, Kwon SU, et al. Inability to control anger or aggression after stroke. *Neurology*. 2002;58:1106-1108. 13. Dark FL, McGrath JJ, Ron MA. Pathological laughing and crying. *Aust N Z J Psychiatry*. 1996;30:472-479. 14. Shaibani AT, Sabbagh MN, Doody R. Laughter and crying in neurologic disorders. *Neuropsychiatry Neuropsychol Behav Neurol*. 1994;7:243-250. 15. Black DW. Pathological laughter. A review of the literature. *J Nerv Ment Dis*. 1982;170:67-71. 16. Green RL. Regulation of affect. *Semin Clin Neuropsychiatry*. 1998;3:195-200.